



Department of Health & Family Welfare Govt. of West Bengal

WEST BENGAL COVID-19 HEALTH BULLETIN – 17th JANUARY 2021

Active COVID-19 Cases as on 17th January: 7,083

| COVID 19 STATUS | S. No | Subject | Number |
|-----------------|----------|--|--------------------|
| | 1 | Total COVID-19 Cases till 16 th January | 5,64,707 |
| | 2 | New COVID-19 Cases on 17 th January | 565 |
| | 3 | Total COVID-19 Cases till 17th January (1+2) | 5,65,272 |
| | 4 | Total Discharged | 5,48,136 (+621) |
| | 5 | Total Deaths as on 17 th January* | 10,053 (+12) |
| | 6 | Active COVID-19 Cases as on 17th January | 7,083 (-68) |
| | 7 | Discharge Rate (4/3) | 96.97% |

Note: All figures updated till 9AM, 17th January

#Daily increase/decrease with respect to previous day is shown as (+/-)

**Complete analysis can be referred from Section X, (Page no. 5)*

| TESTING SNAPSHOT | S. No | Subject | Number |
|------------------|---------------------------------------|--|------------------|
| | 1 | Samples Tested till 16 th January | 76,21,132 |
| | 2 | Samples Tested on 17 th January | 26,231 |
| | 3 | Total Number of Samples Tested till 17th January (1+2) | 76,47,363 |
| | 4 | Tests per Million population | 84,971 |
| | 5 | % of Positive Cases out of Samples Tested | 7.39% |
| | 6 | Total Testing Laboratories* | 101 |
| | 7 | Testing Laboratories added this week | 1 |
| 8 | Testing Laboratories pending approval | 1 | |

**Detailed breakup of these laboratories is given on Page 4 and Page 5*

| INFRASTRUCTURE DETAILS | S. No | Subject | Number |
|------------------------|--|--|--------|
| | 1 | Total Number of Hospitals dedicated for treating COVID-19 | 101 |
| | 2 | Total Number of Govt. Hospitals dedicated for treating COVID-19 | 44 |
| | 3 | Total Number of Pvt. Hospitals requisitioned for treating COVID-19 | 57 |
| | 4 | Total Number of earmarked COVID-19 Beds | 12,440 |
| | 5 | % Occupancy in COVID Beds | 7.39% |
| | 6 | Total ICU/HDU Beds in the COVID Hospitals | 2,349 |
| 7 | Total Number of Ventilators in the COVID Hospitals | 1,279 | |

| QUARANTINE DETAILS | Home Quarantine | | |
|--------------------|-----------------|--|-----------|
| | 1 | Total Home Quarantined People | 13,00,178 |
| | 2 | Total number of people currently in Home Quarantine | 70,468 |
| | 3 | Total number of people released from Home Quarantine | 12,29,710 |
| | 1 | Total Number of Safe Homes | 200 |
| | 2 | Total Number of Beds in Safe Homes | 11,507 |
| | 3 | Total Number of Patients in Safe Homes currently | 50 |



Department of Health & Family Welfare Govt. of West Bengal

WEST BENGAL COVID-19 HEALTH BULLETIN – 17th JANUARY 2021

V

DISTRICT SNAPSHOT#

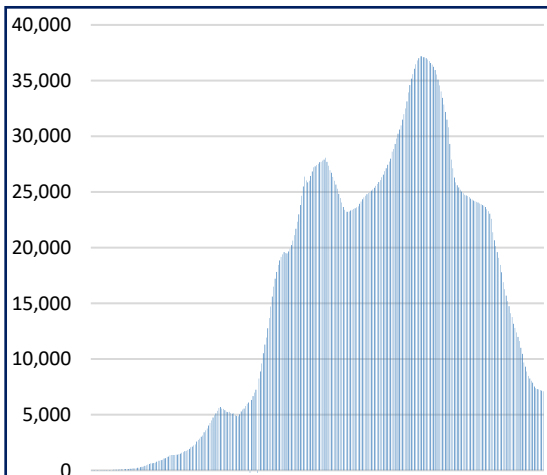
| 1 | 2 | 3 | 4 | 5 | 6 = 3-4-5 | 7 |
|--------------|-------------------|--------------------------------|--------------------------------|-----------------------------|----------------------------|--------------------|
| S. No | District | Total Cases | Total Discharged | Total Deaths | Total Active Cases | Last Reported Case |
| 1 | Alipurduar | 7,678 ⁺¹ | 7,555 ⁺² | 85 | 38 ⁻¹ | 16- Jan |
| 2 | Coochbehar | 11,779 ⁺⁷ | 11,605 ⁺¹³ | 72 | 102 ⁻⁶ | 16- Jan |
| 3 | Darjeeling | 18,153 ⁺¹⁹ | 17,690 ⁺²² | 201 ⁺¹ | 262 ⁻⁴ | 16- Jan |
| 4 | Kalimpong | 2,203 ⁺¹ | 2,142 ⁺¹ | 25 | 36 | 16- Jan |
| 5 | Jalpaiguri | 14,559 ⁺⁹ | 14,224 ⁺²⁰ | 158 | 177 ⁻¹¹ | 16- Jan |
| 6 | Uttar Dinajpur | 6,554 ⁺³ | 6,384 ⁺⁶ | 72 | 98 ⁻³ | 16- Jan |
| 7 | Dakshin Dinajpur | 8,130 ⁺¹ | 8,017 ⁺³ | 74 | 39 ⁻² | 16- Jan |
| 8 | Malda | 12,600 ⁺² | 12,342 ⁺¹² | 113 | 145 ⁻¹⁰ | 16- Jan |
| 9 | Murshidabad | 12,176 ⁺¹⁸ | 11,806 ⁺¹² | 149 | 221 ⁺⁶ | 16- Jan |
| 10 | Nadia | 22,291 ⁺¹⁹ | 21,697 ⁺³³ | 309 ⁺² | 285 ⁻¹⁶ | 16- Jan |
| 11 | Birbhum | 9,884 ⁺¹¹ | 9,608 ⁺¹⁰ | 89 | 187 ⁺¹ | 16- Jan |
| 12 | Purulia | 7,108 ⁺⁷ | 6,943 ⁺⁶ | 48 | 117 ⁺¹ | 16- Jan |
| 13 | Bankura | 11,659 ⁺²⁶ | 11,343 ⁺¹⁵ | 91 | 225 ⁺¹¹ | 16- Jan |
| 14 | Jhargram | 3,013 ⁺² | 2,955 ⁺¹ | 22 | 36 ⁺¹ | 16- Jan |
| 15 | Paschim Medinipur | 20,097 ⁺² | 19,608 ⁺¹⁷ | 307 | 182 ⁻¹⁵ | 16- Jan |
| 16 | Purba Medinipur | 20,469 ⁺²⁰ | 19,947 ⁺¹³ | 278 | 244 ⁺⁷ | 16- Jan |
| 17 | Purba Bardhaman | 12,533 ⁺¹³ | 12,293 ⁺¹¹ | 99 ⁺¹ | 141 ⁺¹ | 16- Jan |
| 18 | Paschim Bardhaman | 15,988 ⁺¹⁵ | 15,530 ⁺²² | 165 | 293 ⁻⁷ | 16- Jan |
| 19 | Howrah | 35,287 ⁺²⁴ | 33,934 ⁺³⁷ | 1,031 ⁺¹ | 322 ⁻¹⁴ | 16- Jan |
| 20 | Hooghly | 29,183 ⁺²⁶ | 28,342 ⁺³² | 480 ⁺¹ | 361 ⁻⁷ | 16- Jan |
| 21 | North 24 Parganas | 1,20,392 ⁺¹⁶⁴ | 1,16,133 ⁺¹⁴¹ | 2,436 ⁺³ | 1,823 ⁺²⁰ | 16- Jan |
| 22 | South 24 Parganas | 36,748 ⁺²⁴ | 35,709 ⁺¹⁸ | 702 ⁺¹ | 337 ⁺⁵ | 16- Jan |
| 23 | Kolkata | 1,26,722 ⁺¹⁵¹ | 1,22,266 ⁺¹⁷⁴ | 3,044 ⁺² | 1,412 ⁻²⁵ | 16- Jan |
| 24 | Other State | 66 | 63 | 3 | 0 | 6-June |
| TOTAL | | 5,65,272⁺⁵⁶⁵ | 5,48,136⁺⁶²¹ | 10,053⁺¹² | 7,083⁻⁶⁸ | |

#District Wise data is subject to verification and may change

#Daily increase/decrease with respect to previous day is in superscript as +/- (Eg: +4)

VI

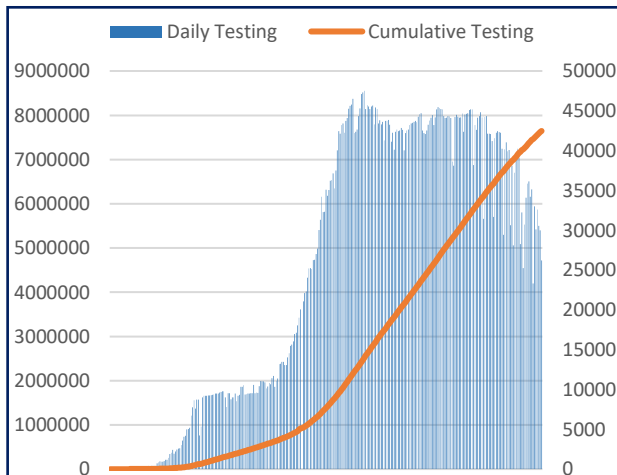
DAILY CUMULATIVE ACTIVE COVID-19 CASES



17th March to 17th Jan

VII

SAMPLES TESTED (Daily and Cumulative)



17th March to 17th Jan



Department of Health & Family Welfare
Govt. of West Bengal

WEST BENGAL COVID-19 HEALTH BULLETIN – 17th JANUARY 2021

VIII

UNIT WISE EQUIPMENT SUPPLY (CUMULATIVE)

| S. No. | Unit Name | PPE | N95/FFP2 | Regular Masks | | Gloves | Sanitizer (In ltr.) |
|--------------|------------------------------|------------------|------------------|------------------|--------------------|------------------|------------------------|
| | | | | Reusable Mask | Disposable Mask | | |
| 1 | Alipurduar | 17,800 | 26,250 | 13,400 | 1,00,900 | 74,200 | 5,092.0 |
| 2 | Bankura | 44,950 | 46,700 | 27,300 | 1,61,550 | 1,04,200 | 7,448.0 |
| 3 | Birbhum | 36,150 | 28,300 | 32,400 | 96,050 | 49,700 | 6,171.0 |
| 4 | Bishnupur HD | 15,350 | 31,600 | 54,600 | 1,25,750 | 1,17,200 | 6,061.0 |
| 5 | Coochbehar | 33,600 | 29,450 | 26,950 | 41,100 | 7,200 | 4,354.0 |
| 6 | Dakshin Dinajpur | 20,400 | 19,650 | 21,500 | 1,21,600 | 83,700 | 4,921.0 |
| 7 | Darjeeling | 52,250 | 50,650 | 22,900 | 32,200 | 10,700 | 4,498.0 |
| 8 | Diamond Harbour HD | 51,250 | 32,300 | 28,000 | 1,07,550 | 1,11,500 | 4,284.0 |
| 9 | Hooghly | 64,870 | 51,250 | 47,000 | 1,74,200 | 1,59,100 | 11,041.0 |
| 10 | Howrah | 1,13,450 | 78,000 | 63,780 | 2,02,550 | 2,33,200 | 6,531.0 |
| 11 | Jalpaiguri | 34,800 | 38,100 | 45,550 | 1,11,000 | 61,200 | 6,063.0 |
| 12 | Jhargram | 16,750 | 16,100 | 24,890 | 57,050 | 56,200 | 4,443.0 |
| 13 | Kalimpong | 21,150 | 20,900 | 19,000 | 68,050 | 35,200 | 4,370.5 |
| 14 | Malda | 26,100 | 23,200 | 26,000 | 87,100 | 97,700 | 7,151.0 |
| 15 | Murshidabad | 35,333 | 51,380 | 48,700 | 1,43,100 | 1,40,200 | 10,080.0 |
| 16 | Nadia | 62,070 | 39,740 | 37,100 | 1,49,050 | 1,39,700 | 5,831.0 |
| 17 | North 24 Parganas | 1,01,000 | 77,740 | 31,440 | 1,90,000 | 1,23,700 | 7,383.5 |
| 18 | Basirhat HD | 44,320 | 45,230 | 32,280 | 1,44,050 | 1,65,000 | 5,647.0 |
| 19 | Paschim Bardhaman | 37,850 | 35,100 | 17,780 | 1,21,000 | 1,21,900 | 2,257.0 |
| 20 | Paschim Medinipur | 32,450 | 45,300 | 41,090 | 1,56,050 | 1,42,700 | 7,435.0 |
| 21 | Purba Bardhaman | 58,650 | 51,700 | 27,100 | 1,36,550 | 1,53,700 | 9,943.0 |
| 22 | Purba Medinipur | 54,550 | 41,200 | 33,220 | 87,050 | 1,00,100 | 1,731.0 |
| 23 | Nandigram HD | 18,750 | 33,100 | 30,640 | 1,21,050 | 83,200 | 7,279.0 |
| 24 | Purulia | 50,450 | 34,600 | 52,700 | 1,48,550 | 1,21,700 | 7,421.0 |
| 25 | Rampurhat HD | 24,150 | 29,000 | 30,300 | 62,050 | 74,500 | 5,637.0 |
| 26 | South 24 Parganas | 57,450 | 33,600 | 33,400 | 1,07,250 | 1,10,400 | 2,141.0 |
| 27 | Uttar Dinajpur | 35,750 | 43,550 | 43,850 | 1,13,050 | 1,31,700 | 5,853.0 |
| 28 | Bankura S MC&H | 21,000 | 46,650 | 10,200 | 1,82,500 | 2,16,400 | 2,660.0 |
| 29 | Coochbehar MC&H | 13,800 | 14,900 | 14,600 | 53,500 | 83,500 | 3,442.0 |
| 30 | NB MC&H | 40,350 | 96,000 | 20,000 | 2,24,200 | 2,40,500 | 7,890.0 |
| 31 | Diamond Harbour MC&H | 13,300 | 24,200 | 10,100 | 1,47,500 | 1,50,000 | 3,898.0 |
| 32 | Malda MC&H | 18,800 | 71,100 | 13,100 | 1,88,500 | 2,27,500 | 5,968.0 |
| 33 | Murshidabad MC&H | 31,630 | 73,950 | 14,600 | 1,29,000 | 2,12,000 | 2,340.0 |
| 34 | Bardhaman MC&H | 23,900 | 34,100 | 17,500 | 1,89,500 | 2,27,500 | 3,448.0 |
| 35 | Medinipur MC&H | 56,300 | 72,700 | 34,100 | 2,53,000 | 2,00,000 | 11,598.0 |
| 36 | Purulia MC&H | 13,300 | 19,900 | 51,600 | 99,500 | 1,21,000 | 4,098.0 |
| 37 | Rampurhat MC&H | 21,400 | 25,900 | 17,600 | 40,000 | 77,500 | 10,048.0 |
| 38 | Raiganj MC&H | 14,100 | 11,900 | 13,100 | 56,500 | 87,000 | 2,190.0 |
| 39 | JNM MC&H | 17,400 | 21,000 | 24,000 | 45,000 | 59,500 | 2,972.0 |
| 40 | Sagar Dutta MC&H | 67,520 | 93,830 | 17,600 | 1,76,550 | 2,08,000 | 7,978.0 |
| 41 | ID & BG Hospital | 45,050 | 59,800 | 20,600 | 1,01,100 | 77,500 | 2,671.0 |
| 42 | RG Kar MCH | 40,850 | 66,500 | 15,800 | 3,01,050 | 3,40,200 | 7,207.0 |
| 43 | NRS MCH | 63,250 | 95,500 | 30,800 | 2,15,550 | 2,19,200 | 5,090.0 |
| 44 | IPGMER & SSKMH | 98,900 | 1,11,090 | 66,600 | 4,29,050 | 4,29,500 | 15,317.0 |
| 45 | Medical College, Kolkata | 1,66,450 | 1,50,000 | 20,800 | 3,26,050 | 4,27,500 | 9,262.0 |
| 46 | CNMCH | 52,350 | 48,300 | 23,150 | 1,33,500 | 1,01,500 | 3,672.0 |
| 47 | Other Govt Dept/Institutions | 4,31,051 | 3,90,795 | 2,26,188 | 10,69,271 | 10,74,202 | 59,055.0 |
| 48 | Stock in hand-In Transit | 3,91,918 | 16,53,235 | 8,72,451 | 9,53,937 | 6,53,708 | 70,918.0 |
| TOTAL | | 28,04,262 | 42,35,040 | 24,47,359 | 84,80,208 | 82,43,210 | 4,02,789.0 |

*In addition to State supply, local procurement is also done.



Department of Health & Family Welfare Govt. of West Bengal

WEST BENGAL COVID-19 HEALTH BULLETIN – 17th JANUARY 2021

IX

DETAILS OF TESTING LABS

| S. No. | Name of Testing Lab | Samples Tested | Method of Testing | Functional WEF |
|--------|--|----------------|-------------------|-----------------|
| 1 | NICED | 1,61,230 | RT-PCR | Since Beginning |
| 2 | SSKM | 2,48,622 | RT-PCR | 17-Mar |
| 3 | Medinipur MCH | 1,46,855 | RT-PCR | 24-Mar |
| 4 | North Bengal MCH | 2,84,795 | RT-PCR | 29-Mar |
| 5 | School of Tropical Medicine | 1,96,670 | RT-PCR | 01-Apr |
| 6 | Apollo Hospital | 41,000 | RT-PCR | 06-Apr |
| 7 | Tata Medical Centre | 18,007 | RT-PCR | 06-Apr |
| 8 | Malda MCH | 2,01,648 | RT-PCR | 08-Apr |
| 9 | Dr. Lal Pathlab | 1,86,411 | RT-PCR | 17-Apr |
| 10 | Command Hospital | 29,271 | RT-PCR | 17-Apr |
| 11 | CNCI | 18,768 | RT-PCR | 22-Apr |
| 12 | RG Kar MCH | 2,13,136 | RT-PCR | 24-Apr |
| 13 | SURAKSHA | 1,09,765 | RT-PCR | 24-Apr |
| 14 | Murshidabad MCH | 1,51,237 | RT-PCR | 26-Apr |
| 15 | Peerless | 48,727 | RT-PCR | 30-Apr |
| 16 | Burdwan MCH | 1,53,852 | RT-PCR | 06-May |
| 17 | MCH Kolkata | 93,260 | RT-PCR | 08-May |
| 18 | NRS MCH | 1,00,152 | RT-PCR | 12-May |
| 19 | Sanaka Hospitals | 94,888 | RT-PCR | 12-May |
| 20 | Medica Hospital | 1,01,597 | RT-PCR | 15-May |
| 21 | Bankura MCH | 1,32,118 | RT-PCR | 22-May |
| 22 | Suri DH | 1,15,146 | RT-PCR | 22-May |
| 23 | Coochbehar GMCH | 1,23,434 | RT-PCR | 06-Jun |
| 24 | COMJNM Kalyani | 1,46,708 | RT-PCR | 10-Jun |
| 25 | Desun Hospital | 4,718 | RT-PCR | 17-Jun |
| 26 | RN Tagore Hospital | 25,259 | RT-PCR | 24-Jun |
| 27 | Raigunj MCH | 73,954 | RT-PCR | 26-Jun |
| 28 | Jagannath Gupta Institute of Medical Sciences | 3,704 | RT-PCR | 06-Jul |
| 29 | ESI-Postgraduate Institute of Medical Science and Research | 7,987 | RT-PCR | 16-Jul |
| 30 | Remedy Lifecare, Kolkata | 9,383 | RT-PCR | 21-Jul |
| 31 | AMRI Dhakuria | 35,898 | RT-PCR | 19-May |
| 32 | Rampurhat MCH | 65,664 | RT-PCR | 19-May |
| 33 | CNMCH | 50,907 | RT-PCR | 20-May |
| 34 | DH GMCH | 1,07,625 | RT-PCR | 20-May |
| 35 | COMSDH | 40,416 | RT-PCR | 27-May |
| 36 | Purulia Govt. MCH | 71,571 | RT-PCR | 03-Jun |
| 37 | SRL Lab | 83,547 | RT-PCR | 18-Jun |
| 38 | Probe diagnostics | 21,824 | RT-PCR | 14-Aug |
| 39 | Pulse Diagnostics | 36,040 | RT-PCR | 12-Sept |
| 40 | RB Diagnostic Kolkata | 28,614 | RT-PCR | 20-Sept |
| 41 | Purba Medinipur DH | 17,838 | RT-PCR | 24-Sept |
| 42 | B.P. Poddar Hospital & Medical Research Ltd | 1,065 | RT-PCR | 27-Oct |
| 43 | Swastik Clinic & Seva Sadan Pvt. Ltd., Birbhum | 172 | RT-PCR | 27-Oct |
| 44 | Repromed Diagnostic Ltd | 7,612 | RT-PCR | 24-Sept |
| 45 | Gouri Devi Institute of Medical Sciences and Hospital | 788 | RT-PCR | 7-Nov |
| 46 | IQ City Medical College Durgapur | 1,314 | RT-PCR | 4-Dec |
| 47 | Imambara DH, Hooghly | 1,863 | RT-PCR | 15-Dec |
| 48 | Saroj Gupta Cancer Center & Research Institute | 357 | RT-PCR | 23-Dec |
| 49 | Lasco Medicare Pvt. Ltd. Howrah | 76 | RT-PCR | 5-Jan |
| 50 | AMRI Salt Lake | 12,697 | CBNAAT | 01-May |
| 51 | CMRI | 11,703 | CBNAAT | 13-May |

Note: Average tests per CBNAAT and TRUENAT machines are 32 per day and 16 per day respectively



Department of Health & Family Welfare Govt. of West Bengal

WEST BENGAL COVID-19 HEALTH BULLETIN – 17th JANUARY 2021

IX

DETAILS OF TESTING LABS

| S. No. | Name of Testing Lab | Samples Tested | Method of Testing | Functional WEF |
|--------|--|------------------|-------------------|----------------|
| 52 | Asansol DH | 2,244 | TRUENAT | 19-May |
| 53 | Jhargram DH | 2,360 | TRUENAT | 19-May |
| 54 | Falakata SSH | 3,804 | TRUENAT | 20-May |
| 55 | Balurghat DH | 2,190 | TRUENAT | 22-May |
| 56 | Serampore DH | 1,156 | TRUENAT | 25-May |
| 57 | Uluberia SSH | 1,728 | TRUENAT | 27-May |
| 58 | Jangipur SDH | 1,685 | TRUENAT | 27-May |
| 59 | Egra SDH | 524 | TRUENAT | 27-May |
| 60 | MR Bangur Hospital | 406 | TRUENAT | 28-May |
| 61 | Chanchal SDH | 557 | TRUENAT | 28-May |
| 62 | Biswa Bangla Krirangan COVID Hospital | 80,701 | TRUENAT | 31-May |
| 63 | Woodlands | 6,240 | CBNAAT | 11-Jun |
| 64 | Alipurduar DH | 1,542 | TRUENAT | 16-Jun |
| 65 | Basirhat DH | 330 | TRUENAT | 19-Jun |
| 66 | Anandaloke Sonoscan, Siliguri | 4,469 | TRUENAT | 27-Jun |
| 67 | Gangarampur SDH | 1,158 | CBNAAT | 16-Jul |
| 68 | Contai SDH | 1,891 | TRUENAT | 20-Jul |
| 69 | ILS hospital | 1,504 | TRUENAT | 25-Jul |
| 70 | Uttar Latabari DH | 89 | TRUENAT | 04-Aug |
| 71 | Nandigram SSH/DH | 790 | TRUENAT | 04-Aug |
| 72 | Panskura Hospital | 416 | TRUENAT | 06-Aug |
| 73 | Chittaranjan Seva Sadan Hospital | 1,687 | TRUENAT | 10-Aug |
| 74 | Dr. PK Saha Hospital, Coochbihar | 3,004 | TRUENAT | 11-Aug |
| 75 | Salt Lake SDH | 811 | TRUENAT | 13-Aug |
| 76 | Charnock Hospital | 3,742 | TRUENAT | 14-Aug |
| 77 | Gabberia SGH | 156 | TRUENAT | 15-Aug |
| 78 | Spandan Disgnostic Center | 6,290 | TRUENAT | 16-Aug |
| 79 | Kakdwip SSH | 218 | TRUENAT | 17-Aug |
| 80 | Mal SSH | 116 | TRUENAT | 18-Aug |
| 81 | Howrah DH | 155 | TRUENAT | 21-Aug |
| 82 | Sagardighi SSH | 315 | TRUENAT | 2-Sept |
| 83 | Domkal SSH | 164 | TRUENAT | 6-Sept |
| 84 | Udaynarayanpur SGH Howrah | 48 | TRUENAT | 7- Sept |
| 85 | GD Hospital & Diabetes Institute, Howrah | 873 | CBNAAT | 8-Sept |
| 86 | Nightingale Diagnostic & Medicare Centre | 1,763 | TRUENAT | 12-Sept |
| 87 | Bhagirathi Neotia Woman * Child Care Centre | 305 | CBNAAT | 16-Sept |
| 88 | Krishnanagar DTC | 157 | TRUENAT | 29-Sept |
| 89 | Mission Hospital, Durgapur | 5,705 | TRUENAT | 29-Sept |
| 90 | Medinova, Kolkata | 2,198 | TRUENAT | 1-Oct |
| 91 | MSS Bansal Medical, Kolkata | 3,901 | TRUENAT | 2-Oct |
| 92 | TLJ, SGH, Howrah | 33 | TRUENAT | 2-Oct |
| 93 | Narayan Memorial Hospital, Kolkata | 357 | TRUENAT | 2-Oct |
| 94 | Kalimpong DH | 329 | TRUENAT | 6-Oct |
| 95 | Mirik BPHC, Darjeeling | 136 | TRUENAT | 9-Oct |
| 96 | Barjore SSH, Bankura | 159 | TRUENAT | 11-Oct |
| 97 | Darjeeling DH | 196 | TRUENAT | 11-Oct |
| 98 | Metropolis Kolkata | 10,823 | TRUENAT | 14-Oct |
| 99 | Laboratory Services, Healthworld Hospitals, Durgapur | 1,002 | TRUENAT | 4-Dec |
| 100 | Neotia Getwel Healthcare Centre, Siliguri | 30 | CBNAAT | 9-Jan |
| 101 | Arogya Niketan Nursing Home | 3 | TRUENAT | 16-Jan |
| 102 | Antigen Test done within the State | 34,85,539 | - | - |
| 103 | Samples Tested in Labs Outside the State | 1,61,471 | RT-PCR | - |
| | TOTAL | 76,47,363 | | |

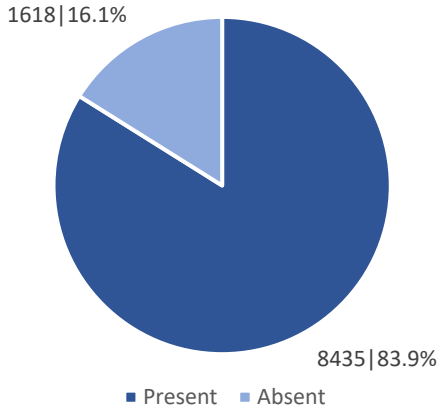
Note: Average tests per CBNAAT and TRUENAT machines are 32 per day and 16 per day respectively



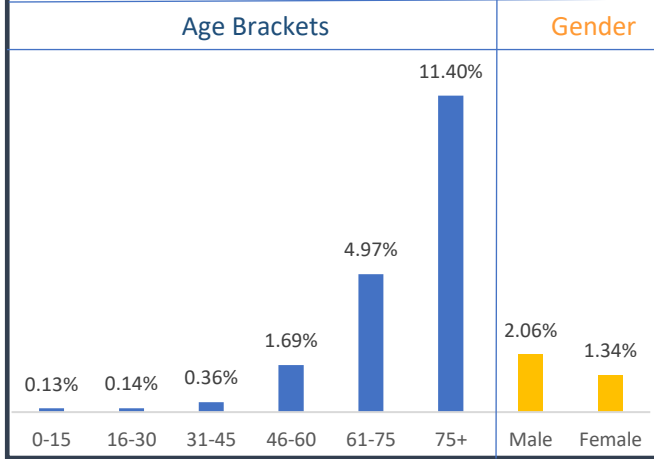
WEST BENGAL COVID-19 HEALTH BULLETIN – 17th JANUARY 2021

X

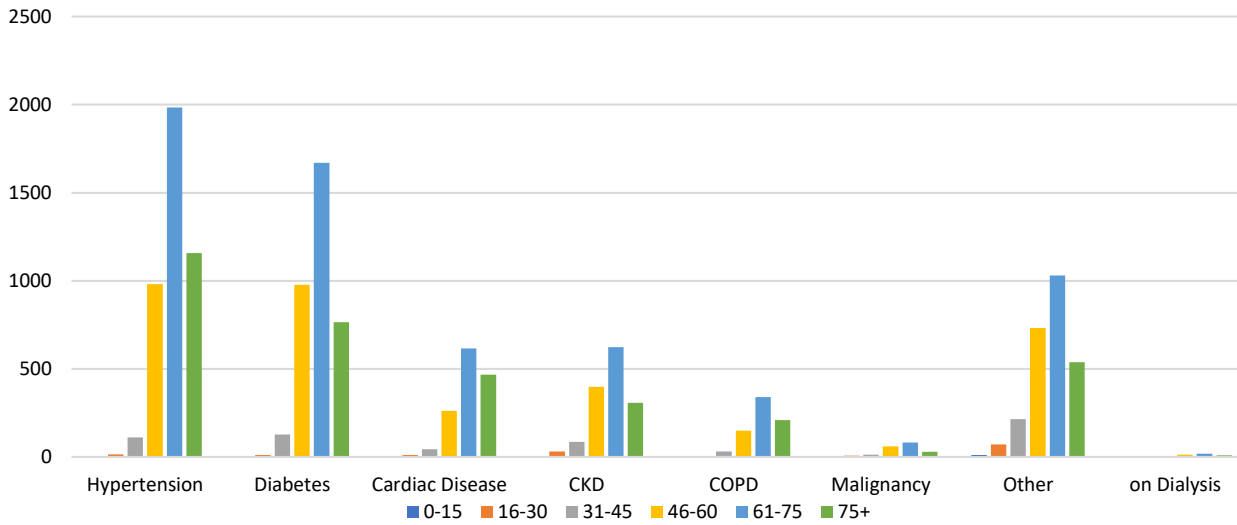
Comorbidity Status in Deceased Cases (n=10,053)



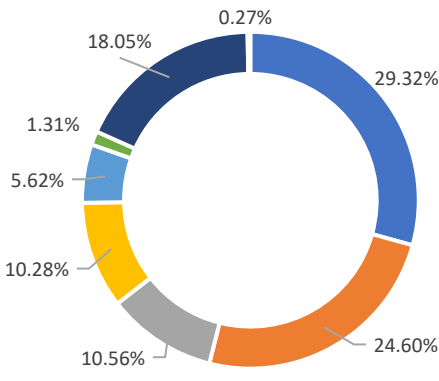
Fatality Rate in Respective Age Brackets & Gender Group



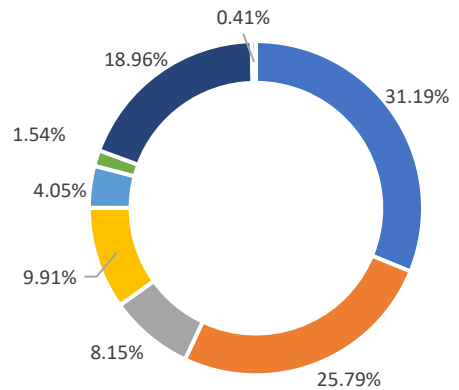
Age Group Wise Comorbidities Among Deceased



Share of Comorbidities in Male



Share of Comorbidities in Female



FATALITY ANALYSIS



Department of Health & Family Welfare Govt. of West Bengal

WEST BENGAL COVID-19 HEALTH BULLETIN – 17th JANUARY 2021

XI

EQUIPMENT SUPPLY

| S. No | Equipment | Ordered by State Govt. | Received Yesterday | Total Received by State Govt. | Order Pending |
|-------|----------------------------|------------------------|--------------------|-------------------------------|---------------|
| 1 | PPEs | 32.10 L | 2,000 | 27.33 L | 4.77 L |
| 2 | N95/FFP2 Masks | 42.20 L | 10,000 | 41.39 L | 0.81 L |
| 3 | Regular Masks | 123.84 L | 20,000 | 89.00 L | 34.84 L |
| 4 | Hand Sanitizers (In Ltrs.) | 4.31 L | 1,000 | 3.85 L | 0.46 L |
| 5 | Gloves | 85.00 L | 20,000 | 79.30 L | 5.70 L |
| 6 | Thermal Guns | 20,000 | NIL | 20,000 | NIL |

XII

DEDICATED COVID-19 HELPLINE (24 X 7)

1. Dedicated COVID-19 Helpline : **1800 313 444 222**
2. Direct Telemedicine Line : **033 23576001**
3. Ambulance Service : **033 40902929**
4. COVID Telemedicine App "[Covid Telemedicine WB](#)" on Google Play Store
 - These services include allocation of beds in Govt. hospitals and Safe Homes
 - Telemedicine for citizens at large and those in home isolation
 - Ambulance service includes guidance and provision of Govt. ambulance
5. Tele-Psychological counselling services have started since August 1st, 2020.

| General Queries | | | |
|--------------------------------|---|---|-----------|
| 1 | A | Total Queries addressed in last 24 hours | 969 |
| | B | Total Queries addressed till 16 th January | 15,34,346 |
| Telemedicine | | | |
| 2 | A | Total consultations given in last 24 hours | 666 |
| | B | Total consultations given till 16 th January | 5,65,055 |
| Ambulance Services | | | |
| 3 | A | Ambulances assigned in last 24 hours | 255 |
| | B | Total calls received in last 24 hours | 257 |
| Tele-Psychological Counselling | | | |
| 4 | A | Counselling given in last 24 hours | 946 |
| | B | Counselling given till 16 th January | 2,67,554 |

State Government Interventions :

- Weekly death rate is 2.44%. Both death rate and Infection rate are showing a downward trend.
- Status of availability of beds for COVID positive patients in government and private hospitals is available at Health & FW Department's website: www.wbhealth.gov.in
- Safe Homes : An initiative by the Government of West Bengal for care and treatment of asymptomatic/mild symptomatic COVID patients for whom home isolation is not possible /advisable
- As per State Government advisory Satellite Health Facilities are being developed by private hospitals in close vicinity of their hospitals as separate health facility for treatment of asymptomatic/mild symptomatic COVID patients. This intervention is expected to free beds in the hospitals for serious patients.

All the guidelines and orders relating to Covid-19 are posted on www.wbhealth.gov.in

You can follow us on :

Facebook at: <https://www.facebook.com/wbdhfw/>

Twitter at: <https://twitter.com/wbdhfw>