



Department of Health & Family Welfare Govt. of West Bengal

WEST BENGAL COVID-19 HEALTH BULLETIN – 16th OCTOBER 2020

Active COVID-19 Cases as on 16th October: 32,500

COVID 19 STATUS

| S. No | Subject | Number |
|----------|--|----------------------|
| 1 | Total COVID-19 Cases till 15 th October | 3,09,417 |
| 2 | New COVID-19 Cases on 16 th October | 3,771 |
| 3 | Total COVID-19 Cases till 16th October (1+2) | 3,13,188 |
| 4 | Total Discharged | 2,74,757 (+3,194) |
| 5 | Total Deaths as on 16 th October* | 5,931 (+61) |
| 6 | Active COVID-19 Cases as on 16th October | 32,500 (+516) |
| 7 | Discharge Rate (4/3) | 87.73% |

Note: All figures updated till 9AM, 16th October

#Daily increase/decrease with respect to previous day is shown as (+/-)

*Complete analysis can be referred from **Section X**, (Page no. 5)

TESTING SNAPSHOT

| S. No | Subject | Number |
|----------|--|------------------|
| 1 | Samples Tested till 15 th October | 38,61,095 |
| 2 | Samples Tested on 16 th October | 43,227 |
| 3 | Total Number of Samples Tested till 16th October (1+2) | 39,04,322 |
| 4 | Tests per Million population | 43,381 |
| 5 | % of Positive Cases out of Samples Tested | 8.02% |
| 6 | Total Testing Laboratories* | 92 |
| 7 | Testing Laboratories added this week | 4 |
| 8 | Testing Laboratories pending approval | 1 |

*Detailed breakup of these laboratories is given on **Page 4 and Page 5**

INFRASTRUCTURE DETAILS

| S. No | Subject | Number |
|-------|--|--------|
| 1 | Total Number of Hospitals dedicated for treating COVID-19 | 92 |
| 2 | Total Number of Govt. Hospitals dedicated for treating COVID-19 | 37 |
| 3 | Total Number of Pvt. Hospitals requisitioned for treating COVID-19 | 55 |
| 4 | Total Number of earmarked COVID-19 Beds | 12,715 |
| 5 | % Occupancy in COVID Beds | 37.66% |
| 6 | Total ICU Beds in the COVID Hospitals | 1,243 |
| 7 | Total Number of Ventilators in the COVID Hospitals | 790 |

IV

QUARANTINE DETAILS

| Institutional Quarantine | | |
|--------------------------|---|----------|
| 1 | Total Govt. Quarantine Centres | 582 |
| 2 | Total number of people in Govt. Quarantine Centres | 2,411 |
| 3 | Total number of people released from Govt. Quarantine Centres | 1,07,845 |
| Home Quarantine | | |
| 1 | Total Home Quarantined People | 8,07,124 |
| 2 | Total number of people currently in Home Quarantine | 91,273 |
| 3 | Total number of people released from Home Quarantine | 7,15,851 |
| Safe Homes | | |
| 1 | Total Number of Safe Homes | 200 |
| 2 | Total Number of Beds in Safe Homes | 11,507 |
| 3 | Total Number of Patients in Safe Homes currently | 1,252 |



Department of Health & Family Welfare Govt. of West Bengal

WEST BENGAL COVID-19 HEALTH BULLETIN – 16th OCTOBER 2020

V

DISTRICT SNAPSHOT#

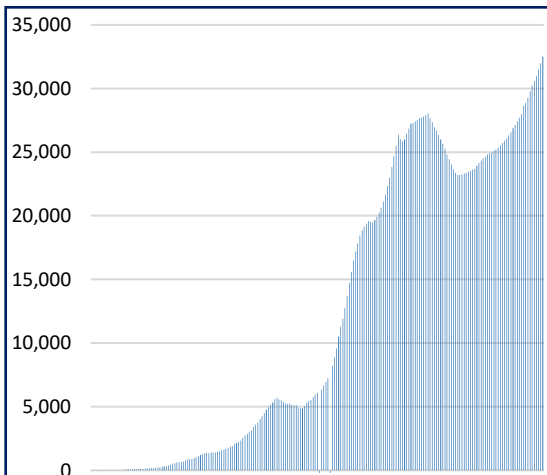
| 1 | 2 | 3 | 4 | 5 | 6 = 3-4-5 | 7 |
|--------------|-------------------|----------------------------------|----------------------------------|----------------------------|------------------------------|--------------------|
| S. No | District | Total Cases | Total Discharged | Total Deaths | Total Active Cases | Last Reported Case |
| 1 | Alipurduar | 5,756 ⁺⁸² | 5,097 ⁺⁶² | 69 ⁺¹ | 590 ⁺¹⁹ | 15- Oct |
| 2 | Coochbehar | 7,204 ⁺⁹⁷ | 6,404 ⁺⁹¹ | 47 ⁺² | 753 ⁺⁴ | 15- Oct |
| 3 | Darjeeling | 9,472 ⁺¹⁰⁸ | 8,473 ⁺⁹⁷ | 127 ⁺¹ | 872 ⁺¹⁰ | 15- Oct |
| 4 | Kalimpong | 1,261 ⁺¹⁵ | 1,071 ⁺¹⁹ | 11 ⁺² | 179 ⁻⁶ | 15- Oct |
| 5 | Jalpaiguri | 7,393 ⁺⁹⁶ | 6,609 ⁺⁸⁸ | 72 | 712 ⁺⁸ | 15- Oct |
| 6 | Uttar Dinajpur | 4,257 ⁺²⁸ | 3,882 ⁺⁵² | 43 | 332 ⁻²⁴ | 15- Oct |
| 7 | Dakshin Dinajpur | 6,193 ⁺⁷⁰ | 5,706 ⁺⁴⁷ | 43 | 444 ⁺²³ | 15- Oct |
| 8 | Malda | 8,293 ⁺⁹³ | 7,346 ⁺⁶¹ | 65 | 882 ⁺³² | 15- Oct |
| 9 | Murshidabad | 7,320 ⁺⁸⁶ | 6,449 ⁺⁹ | 83 ⁺¹ | 788 ⁺⁷⁶ | 15- Oct |
| 10 | Nadia | 9,527 ⁺¹⁴³ | 8,056 ⁺¹⁰⁴ | 109 ⁺¹ | 1,362 ⁺³⁸ | 15- Oct |
| 11 | Birbhum | 5,045 ⁺⁹³ | 4,358 ⁺⁸⁵ | 39 | 648 ⁺⁸ | 15- Oct |
| 12 | Purulia | 4,391 ⁺⁵¹ | 3,838 ⁺⁷⁰ | 25 | 528 ⁻¹⁹ | 15- Oct |
| 13 | Bankura | 6,648 ⁺⁸⁸ | 5,944 ⁺⁷³ | 69 | 635 ⁺¹⁵ | 15- Oct |
| 14 | Jhargram | 1,295 ⁺²⁹ | 973 ⁺³⁰ | 10 | 312 ⁻¹ | 15- Oct |
| 15 | Paschim Medinipur | 11,798 ⁺¹⁹² | 10,359 ⁺¹⁰⁴ | 181 ⁺¹ | 1,258 ⁺⁸⁷ | 15- Oct |
| 16 | Purba Medinipur | 12,918 ⁺¹³⁸ | 11,513 ⁺¹²⁷ | 163 ⁺¹ | 1,242 ⁺¹⁰ | 15- Oct |
| 17 | Purba Bardhaman | 6,268 ⁺⁸⁸ | 5,358 ⁺⁷² | 62 ⁺⁴ | 848 ⁺¹² | 15- Oct |
| 18 | Paschim Bardhaman | 8,646 ⁺¹⁰⁸ | 7,561 ⁺⁷⁰ | 90 ⁺⁴ | 995 ⁺³⁴ | 15- Oct |
| 19 | Howrah | 21,762 ⁺²³⁰ | 19,478 ⁺¹⁸⁷ | 657 ⁺⁵ | 1,627 ⁺³⁸ | 15- Oct |
| 20 | Hooghly | 15,415 ⁺¹⁵⁰ | 13,731 ⁺¹⁸² | 270 ⁺³ | 1,414 ⁻³⁵ | 15- Oct |
| 21 | North 24 Parganas | 63,150 ⁺⁷⁵⁸ | 54,943 ⁺⁶⁸³ | 1,342 ⁺¹⁹ | 6,865 ⁺⁵⁶ | 15- Oct |
| 22 | South 24 Parganas | 20,863 ⁺²⁴⁷ | 18,442 ⁺¹⁹⁵ | 395 ⁺³ | 2,026 ⁺⁴⁹ | 15- Oct |
| 23 | Kolkata | 68,247 ⁺⁷⁸¹ | 59,103 ⁺⁶⁸⁶ | 1,956 ⁺¹³ | 7,188 ⁺⁸² | 15- Oct |
| 24 | Other State | 66 | 63 | 3 | 0 | 6-June |
| TOTAL | | 3,13,188^{+3,771} | 2,74,757^{+3,194} | 5,931⁺⁶¹ | 32,500⁺⁵¹⁶ | |

#District Wise data is subject to verification and may change

#Daily increase/decrease with respect to previous day is in superscript as +/- (Eg: ⁺⁴)

VI

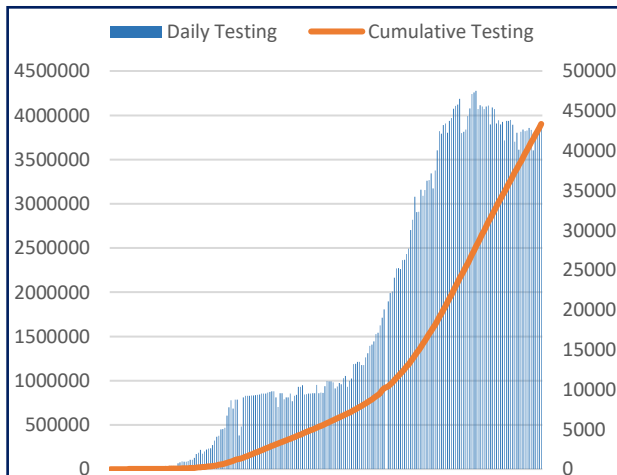
DAILY CUMULATIVE ACTIVE COVID-19 CASES



17th March to 16th Oct

VII

SAMPLES TESTED (Daily and Cumulative)



17th March to 16th Oct



Department of Health & Family Welfare
Govt. of West Bengal

WEST BENGAL COVID-19 HEALTH BULLETIN – 16th OCTOBER 2020

VIII

UNIT WISE EQUIPMENT SUPPLY (CUMULATIVE)

| S. No. | Unit Name | PPE | N95/FFP2 | Regular Masks | | Gloves | Sanitizer (In ltr.) |
|--------------|------------------------------|------------------|------------------|------------------|--------------------|------------------|------------------------|
| | | | | Reusable Mask | Disposable Mask | | |
| 1 | Alipurduar | 16,800 | 22,250 | 13,400 | 92,900 | 65,700 | 4,242.0 |
| 2 | Bankura | 36,950 | 36,700 | 25,800 | 1,34,550 | 91,200 | 6,348.0 |
| 3 | Birbhum | 30,950 | 22,800 | 32,400 | 76,550 | 24,700 | 5,321.0 |
| 4 | Bishnupur HD | 11,350 | 25,100 | 52,100 | 1,06,250 | 94,200 | 5,311.0 |
| 5 | Coochbehar | 29,600 | 22,450 | 26,700 | 39,600 | 5,700 | 4,254.0 |
| 6 | Dakshin Dinajpur | 16,400 | 17,150 | 21,500 | 1,01,100 | 68,200 | 4,821.0 |
| 7 | Darjeeling | 38,750 | 35,650 | 22,900 | 30,200 | 8,700 | 4,298.0 |
| 8 | Diamond Harbour HD | 37,750 | 28,300 | 28,000 | 98,550 | 79,500 | 3,534.0 |
| 9 | Hooghly | 49,370 | 38,750 | 45,000 | 1,39,200 | 1,07,100 | 8,941.0 |
| 10 | Howrah | 95,450 | 58,500 | 61,280 | 1,61,050 | 1,88,200 | 5,931.0 |
| 11 | Jalpaiguri | 29,800 | 29,100 | 45,300 | 94,000 | 32,700 | 5,163.0 |
| 12 | Jhargram | 10,750 | 10,600 | 24,890 | 49,050 | 46,700 | 3,793.0 |
| 13 | Kalimpong | 16,150 | 18,900 | 19,000 | 57,550 | 17,200 | 3,770.5 |
| 14 | Malda | 22,600 | 20,200 | 26,000 | 69,100 | 83,700 | 6,651.0 |
| 15 | Murshidabad | 27,833 | 42,880 | 47,200 | 1,23,100 | 99,200 | 10,080.0 |
| 16 | Nadia | 51,570 | 28,740 | 36,800 | 1,23,550 | 1,15,700 | 4,831.0 |
| 17 | North 24 Parganas | 74,800 | 50,740 | 31,440 | 1,54,000 | 73,700 | 7,133.5 |
| 18 | Basirhat HD | 40,320 | 37,230 | 32,280 | 1,31,550 | 1,45,500 | 4,497.0 |
| 19 | Paschim Bardhaman | 32,850 | 29,600 | 17,580 | 97,000 | 98,900 | 1,707.0 |
| 20 | Paschim Medinipur | 32,450 | 37,800 | 40,590 | 1,37,050 | 1,23,700 | 6,935.0 |
| 21 | Purba Bardhaman | 48,650 | 42,200 | 26,800 | 1,15,550 | 1,15,200 | 8,243.0 |
| 22 | Purba Medinipur | 43,050 | 29,200 | 32,220 | 47,550 | 60,600 | 1,731.0 |
| 23 | Nandigram HD | 13,750 | 25,900 | 30,140 | 1,04,550 | 69,700 | 6,329.0 |
| 24 | Purulia | 42,450 | 26,100 | 52,700 | 1,25,550 | 1,02,700 | 6,521.0 |
| 25 | Rampurhat HD | 21,150 | 23,500 | 29,300 | 51,550 | 58,500 | 4,637.0 |
| 26 | South 24 Parganas | 42,950 | 29,100 | 32,900 | 76,750 | 70,900 | 2,141.0 |
| 27 | Uttar Dinajpur | 35,750 | 37,050 | 43,600 | 97,050 | 99,700 | 5,253.0 |
| 28 | Bankura S MC&H | 14,500 | 36,650 | 10,200 | 1,52,500 | 1,56,400 | 2,660.0 |
| 29 | Coochbehar MC&H | 12,300 | 12,400 | 14,600 | 49,000 | 66,000 | 2,692.0 |
| 30 | NB MC&H | 35,350 | 75,500 | 20,000 | 1,87,700 | 1,80,000 | 6,490.0 |
| 31 | Diamond Harbour MC&H | 12,300 | 16,200 | 10,100 | 1,24,500 | 1,25,500 | 2,998.0 |
| 32 | Malda MC&H | 16,300 | 53,100 | 13,100 | 1,65,500 | 1,74,500 | 4,768.0 |
| 33 | Murshidabad MC&H | 27,130 | 53,950 | 14,600 | 1,07,500 | 1,49,000 | 1,940.0 |
| 34 | Bardhaman MC&H | 21,400 | 30,100 | 17,500 | 1,50,000 | 1,67,500 | 2,898.0 |
| 35 | Medinipur MC&H | 41,800 | 56,200 | 31,100 | 2,09,500 | 1,44,000 | 8,898.0 |
| 36 | Purulia MC&H | 12,300 | 17,900 | 51,600 | 94,500 | 98,000 | 4,098.0 |
| 37 | Rampurhat MC&H | 17,900 | 18,400 | 17,600 | 34,000 | 50,500 | 8,348.0 |
| 38 | Raiganj MC&H | 13,600 | 11,900 | 13,100 | 41,000 | 62,000 | 1,890.0 |
| 39 | JNM MC&H | 17,400 | 20,000 | 24,000 | 45,000 | 38,000 | 2,172.0 |
| 40 | Sagar Dutta MC&H | 47,520 | 65,330 | 17,600 | 1,33,550 | 1,54,000 | 6,578.0 |
| 41 | ID & BG Hospital | 43,050 | 48,800 | 20,600 | 81,100 | 66,500 | 2,671.0 |
| 42 | RG Kar MCH | 38,350 | 57,000 | 15,800 | 2,40,550 | 2,61,700 | 6,007.0 |
| 43 | NRS MCH | 55,250 | 69,000 | 30,300 | 1,57,550 | 1,59,200 | 3,940.0 |
| 44 | IPGMER & SSKMH | 95,900 | 94,590 | 66,600 | 3,56,550 | 3,57,500 | 11,717.0 |
| 45 | Medical College, Kolkata | 1,21,450 | 1,13,000 | 20,800 | 2,38,050 | 3,19,500 | 7,112.0 |
| 46 | CNMCH | 49,350 | 47,800 | 23,150 | 1,29,500 | 89,000 | 3,472.0 |
| 47 | Other Govt Dept/Institutions | 3,64,901 | 3,27,075 | 1,97,588 | 8,51,851 | 8,32,602 | 46,683.3 |
| 48 | Stock in hand-In Transit | 4,62,968 | 4,55,655 | 8,19,601 | 1,357 | 4,308 | 32,840.9 |
| TOTAL | | 24,71,262 | 25,07,040 | 23,47,359 | 61,85,208 | 58,03,210 | 3,13,290.2 |

*In addition to State supply, local procurement is also done.



Department of Health & Family Welfare Govt. of West Bengal

WEST BENGAL COVID-19 HEALTH BULLETIN – 16th OCTOBER 2020

IX

DETAILS OF TESTING LABS

| S. No. | Name of Testing Lab | Samples Tested | Method of Testing | Functional WEF |
|--------|--|----------------|-------------------|-----------------|
| 1 | NICED | 1,28,845 | RT-PCR | Since Beginning |
| 2 | SSKM | 1,60,068 | RT-PCR | 17-Mar |
| 3 | Medinipur MCH | 1,26,265 | RT-PCR | 24-Mar |
| 4 | North Bengal MCH | 1,79,851 | RT-PCR | 29-Mar |
| 5 | School of Tropical Medicine | 1,18,727 | RT-PCR | 01-Apr |
| 6 | Apollo Hospital | 21,516 | RT-PCR | 06-Apr |
| 7 | Tata Medical Centre | 13,157 | RT-PCR | 06-Apr |
| 8 | Malda MCH | 1,19,956 | RT-PCR | 08-Apr |
| 9 | Dr. Lal Pathlab | 1,22,873 | RT-PCR | 17-Apr |
| 10 | Command Hospital | 16,896 | RT-PCR | 17-Apr |
| 11 | CNCI | 12,068 | RT-PCR | 22-Apr |
| 12 | RG Kar MCH | 1,29,591 | RT-PCR | 24-Apr |
| 13 | SURAKSHA | 75,818 | RT-PCR | 24-Apr |
| 14 | Murshidabad MCH | 92,666 | RT-PCR | 26-Apr |
| 15 | Peerless | 27,745 | RT-PCR | 30-Apr |
| 16 | Burdwan MCH | 94,593 | RT-PCR | 06-May |
| 17 | MCH Kolkata | 58,581 | RT-PCR | 08-May |
| 18 | NRS MCH | 60,742 | RT-PCR | 12-May |
| 19 | Sanaka Hospitals | 68,750 | RT-PCR | 12-May |
| 20 | Medica Hospital | 67,784 | RT-PCR | 15-May |
| 21 | Bankura MCH | 78,102 | RT-PCR | 22-May |
| 22 | Suri DH | 61,280 | RT-PCR | 22-May |
| 23 | Coochbehar GMCH | 53,332 | RT-PCR | 06-Jun |
| 24 | COMJNM Kalyani | 76,943 | RT-PCR | 10-Jun |
| 25 | Desun Hospital | 2,710 | RT-PCR | 17-Jun |
| 26 | RN Tagore Hospital | 11,300 | RT-PCR | 24-Jun |
| 27 | Raigunj MCH | 41,735 | RT-PCR | 26-Jun |
| 28 | Jagannath Gupta Institute of Medical Sciences | 1,979 | RT-PCR | 06-Jul |
| 29 | ESI-Postgraduate Institute of Medical Science and Research | 3,934 | RT-PCR | 16-Jul |
| 30 | Remedy Lifecare, Kolkata | 3,990 | RT-PCR | 21-Jul |
| 31 | AMRI Dhakuria | 18,729 | RT-PCR | 19-May |
| 32 | Rampurhat MCH | 34,074 | RT-PCR | 19-May |
| 33 | CNMCH | 25,850 | RT-PCR | 20-May |
| 34 | DH GMCH | 40,203 | RT-PCR | 20-May |
| 35 | COMSDH | 22,807 | RT-PCR | 27-May |
| 36 | Purulia Govt. MCH | 36,810 | RT-PCR | 03-Jun |
| 37 | SRL Lab | 21,236 | RT-PCR | 18-Jun |
| 38 | Probe diagnostics | 3,485 | RT-PCR | 14-Aug |
| 39 | Pulse Diagnostics | 5,170 | RT-PCR | 12-Sept |
| 40 | RB Diagnostic Kolkata | 2,885 | RT-PCR | 20-Sept |
| 41 | Purba Medinipur DH | 2,207 | RT-PCR | 24-Sept |
| 42 | Repromed Diagnostic Ltd | 414 | RT-PCR | 24-Sept |
| 43 | AMRI Salt Lake | 7,102 | CBNAAT | 01-May |
| 44 | CMRI | 6,231 | CBNAAT | 13-May |
| 45 | Asansol DH | 1,571 | TRUENAT | 19-May |
| 46 | Jhargram DH | 1,795 | TRUENAT | 19-May |
| 47 | Falakata SSH | 3,199 | TRUENAT | 20-May |

Note: Average tests per CBNAAT and TRUENAT machines are 32 per day and 16 per day respectively



Department of Health & Family Welfare Govt. of West Bengal

WEST BENGAL COVID-19 HEALTH BULLETIN – 16th OCTOBER 2020

IX

DETAILS OF TESTING LABS

| S. No. | Name of Testing Lab | Samples Tested | Method of Testing | Functional WEF |
|--------------|---|------------------|-------------------|----------------|
| 48 | Balurghat DH | 1,900 | TRUENAT | 22-May |
| 49 | Serampore DH | 1,080 | TRUENAT | 25-May |
| 50 | Uluberia SSH | 1,349 | TRUENAT | 27-May |
| 51 | Jangipur SDH | 1,151 | TRUENAT | 27-May |
| 52 | Egra SDH | 523 | TRUENAT | 27-May |
| 53 | MR Bangur Hospital | 385 | TRUENAT | 28-May |
| 54 | Chanchal SDH | 365 | TRUENAT | 28-May |
| 55 | Biswa Bangla Krirangan COVID Hospital | 50,661 | TRUENAT | 31-May |
| 56 | Woodlands | 2,867 | CBNAAT | 11-Jun |
| 57 | Alipurduar DH | 1,542 | TRUENAT | 16-Jun |
| 58 | Basirhat DH | 291 | TRUENAT | 19-Jun |
| 59 | Anandaloke Sonoscan, Siliguri | 1,786 | TRUENAT | 27-Jun |
| 60 | Gangarampur SDH | 799 | CBNAAT | 16-Jul |
| 61 | Contai SDH | 286 | TRUENAT | 20-Jul |
| 62 | ILS hospital | 1,009 | TRUENAT | 25-Jul |
| 63 | Uttar Latabari DH | 83 | TRUENAT | 04-Aug |
| 64 | Nandigram SSH/DH | 544 | TRUENAT | 04-Aug |
| 65 | Panskura Hospital | 190 | TRUENAT | 06-Aug |
| 66 | Chittaranjan Seva Sadan Hospital | 1,229 | TRUENAT | 10-Aug |
| 67 | Dr. PK Saha Hospital, Coochbihar | 1,344 | TRUENAT | 11-Aug |
| 68 | Salt Lake SDH | 335 | TRUENAT | 13-Aug |
| 69 | Charnock Hospital | 1,114 | TRUENAT | 14-Aug |
| 70 | Gabberia SGH | 66 | TRUENAT | 15-Aug |
| 71 | Spandan Disgnostic Center | 2,540 | TRUENAT | 16-Aug |
| 72 | Kakdwip SSH | 79 | TRUENAT | 17-Aug |
| 73 | Mal SSH | 48 | TRUENAT | 18-Aug |
| 74 | Howrah DH | 87 | TRUENAT | 21-Aug |
| 75 | Sagardighi SSH | 27 | TRUENAT | 2-Sept |
| 76 | Domkal SSH | 78 | TRUENAT | 6-Sept |
| 77 | Udaynarayanpur SGH Howrah | 16 | TRUENAT | 7- Sept |
| 78 | GD Hospital & Diabetes Institute, Howrah | 325 | CBNAAT | 8-Sept |
| 79 | Nightingale Diagnostic & Medicare Centre | 411 | TRUENAT | 12-Sept |
| 80 | Bhagirathi Neotia Woman * Child Care Centre | 53 | CBNAAT | 16-Sept |
| 81 | Krishnanagar DTC | 3 | TRUENAT | 29-Sept |
| 82 | Mission Hospital, Durgapur | 610 | TRUENAT | 29-Sept |
| 83 | Medinova, Kolkata | 343 | TRUENAT | 1-Oct |
| 84 | Specialist Clinic & Diagnostic, Barasat | 365 | TRUENAT | 1-Oct |
| 85 | MSS Bansal Medical, Kolkata | 386 | TRUENAT | 2-Oct |
| 86 | TLJ, SGH, Howrah | 5 | TRUENAT | 2-Oct |
| 87 | Narayan Memorial Hospital, Kolkata | 54 | TRUENAT | 2-Oct |
| 88 | Kalimpong DH | 96 | TRUENAT | 6-Oct |
| 89 | Mirik BPHC, Darjeeling | 17 | TRUENAT | 9-Oct |
| 90 | Barjore SSH, Bankura | 14 | TRUENAT | 11-Oct |
| 91 | Darjeeling DH | 16 | TRUENAT | 11-Oct |
| 92 | Metropolis Kolkata | 5 | TRUENAT | 14-Oct |
| 93 | <i>Antigen Test done within the State</i> | 14,85,717 | - | - |
| 94 | <i>Samples Tested in Labs Outside the State</i> | 76,563 | RT-PCR | - |
| TOTAL | | 39,04,322 | | |

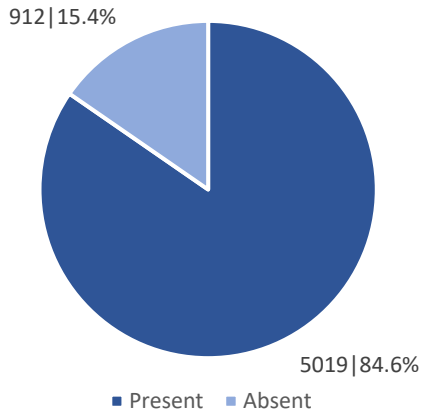
Note: Average tests per CBNAAT and TRUENAT machines are 32 per day and 16 per day respectively



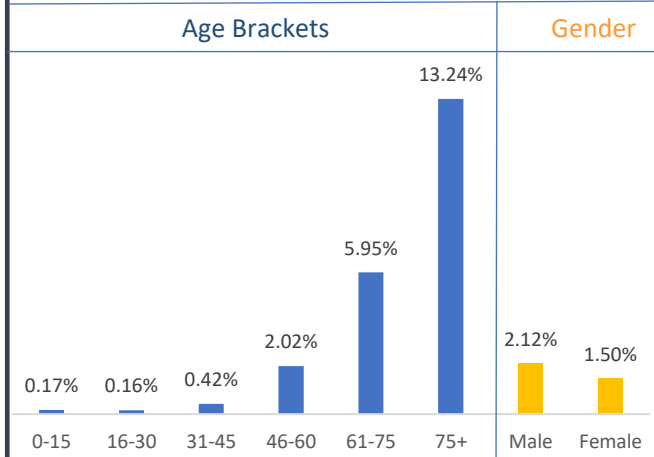
WEST BENGAL COVID-19 HEALTH BULLETIN – 16th OCTOBER 2020

X

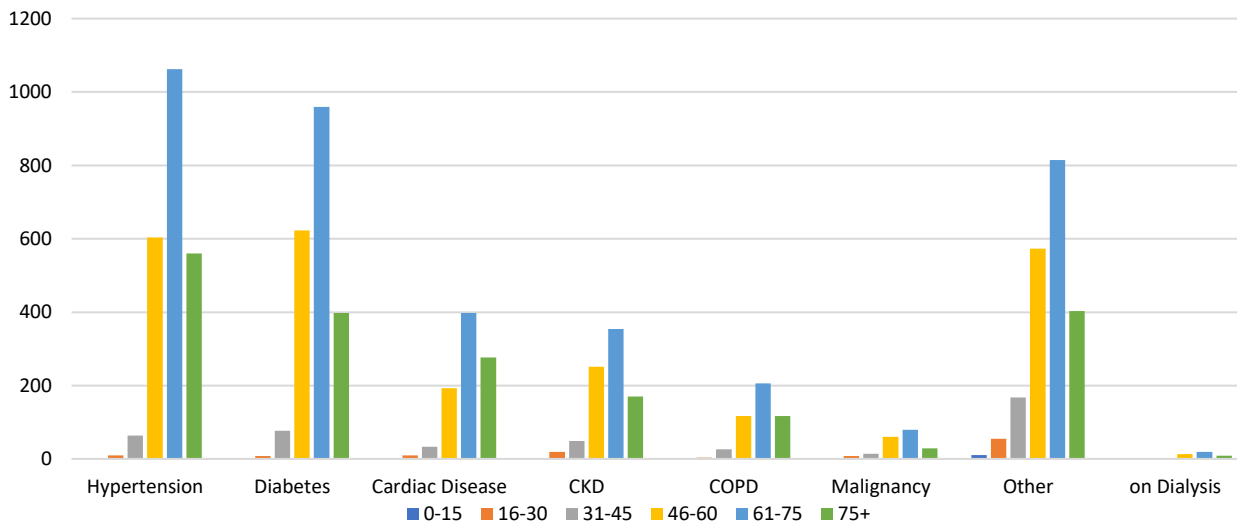
Comorbidity Status in Deceased Cases (n=5,931)



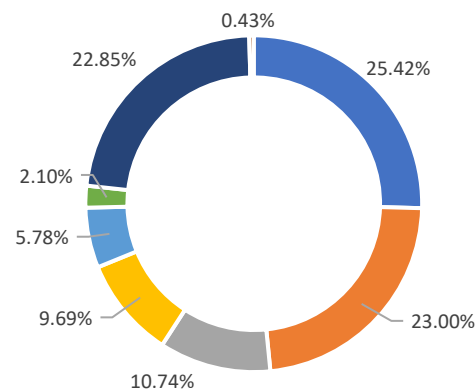
Fatality Rate in Respective Age Brackets & Gender Group



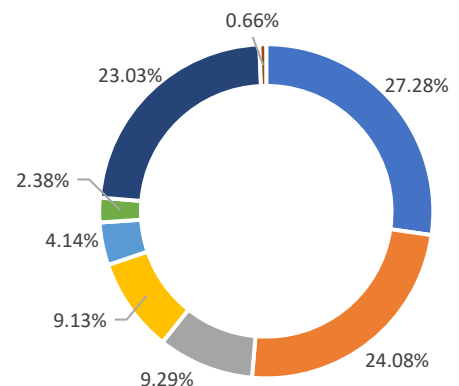
Age Group Wise Comorbidities Among Deceased



Share of Comorbidities in Male



Share of Comorbidities in Female



FATALITY ANALYSIS



Department of Health & Family Welfare Govt. of West Bengal

WEST BENGAL COVID-19 HEALTH BULLETIN – 16th OCTOBER 2020

XI

EQUIPMENT SUPPLY

| S. No | Equipment | Ordered by State Govt. | Received Yesterday | Total Received by State Govt. | Order Pending |
|-------|----------------------------|------------------------|--------------------|-------------------------------|---------------|
| 1 | PPEs | 29.10 L | 5,000 | 24.00 L | 5.10 L |
| 2 | N95/FFP2 Masks | 36.20 L | 10,000 | 24.11 L | 12.09 L |
| 3 | Regular Masks | 69.50 L | 25,000 | 65.05 L | 4.45 L |
| 4 | Hand Sanitizers (In Ltrs.) | 3.01 L | 1,000 | 2,95,500 | 5,500 |
| 5 | Gloves | 64.50 L | 40,000 | 54.90 L | 9.60 L |
| 6 | Thermal Guns | 20,000 | NIL | 20,000 | NIL |

XII

DEDICATED COVID-19 HELPLINE (24 X 7)

1. Dedicated COVID-19 Helpline : **1800 313 444 222**
2. Direct Telemedicine Line : **033 23576001**
3. Ambulance Service : **033 40902929**
4. COVID Telemedicine App "[Covid Telemedicine WB](#)" on Google Play Store
 - These services include allocation of beds in Govt. hospitals and Safe Homes
 - Telemedicine for citizens at large and those in home isolation
 - Ambulance service includes guidance and provision of Govt. ambulance
5. Tele-Psychological counselling services have started since August 1st, 2020.

| General Queries | | | |
|--------------------------------|---|---|-----------|
| 1 | A | Total Queries addressed in last 24 hours | 3,321 |
| | B | Total Queries addressed till 15 th October | 13,08,207 |
| Telemedicine | | | |
| 2 | A | Total consultations given in last 24 hours | 3,981 |
| | B | Total consultations given till 15 th October | 3,35,011 |
| Ambulance Services | | | |
| 3 | A | Ambulances assigned in last 24 hours | 489 |
| | B | Total calls received in last 24 hours | 498 |
| Tele-Psychological Counselling | | | |
| 4 | A | Counselling given in last 24 hours | 1,153 |
| | B | Counselling given till 15 th October | 98,836 |

State Government Interventions :

- Status of availability of beds for COVID positive patients in government and private hospitals is available at Health & FW Department's website: www.wbhealth.gov.in
- Safe Homes : An initiative by the Government of West Bengal for care and treatment of asymptomatic/mild symptomatic COVID patients for whom home isolation is not possible /advisable
- As per State Government advisory Satellite Health Facilities are being developed by private hospitals in close vicinity of their hospitals as separate health facility for treatment of asymptomatic/mild symptomatic COVID patients. This intervention is expected to free beds in the hospitals for serious patients.

All the guidelines and orders relating to Covid-19 are posted on www.wbhealth.gov.in

You can follow us on :

Facebook at: <https://www.facebook.com/wbdhfw/>

Twitter at: <https://twitter.com/wbdhfw>