



# Department of Health & Family Welfare Govt. of West Bengal

## WEST BENGAL COVID-19 HEALTH BULLETIN – 16<sup>th</sup> MARCH 2021

### Active COVID-19 Cases as on 16<sup>th</sup> March: 3,158

| S. No    | Subject  | Number             |
|----------|--|--------------------|
| 1        | Total COVID-19 Cases till 15 <sup>th</sup> March             | 5,78,598           |
| 2        | New COVID-19 Cases on 16 <sup>th</sup> March                 | 255                |
| <b>3</b> | <b>Total COVID-19 Cases till 16<sup>th</sup> March (1+2)</b> | <b>5,78,853</b>    |
| 4        | Total Discharged   | 5,65,398 (+242)    |
| 5        | Total Deaths as on 16 <sup>th</sup> March*                   | 10,297 (+2)        |
| <b>6</b> | <b>Active COVID-19 Cases as on 16<sup>th</sup> March</b>     | <b>3,158 (+11)</b> |
| 7        | Discharge Rate (4/3)   | 97.68%             |

*Note: All figures updated till 9AM, 16<sup>th</sup> March*

*#Daily increase/decrease with respect to previous day is shown as (+/-)*

*\*Complete analysis can be referred from Section X, (Page no. 5)*

| S. No    | Subject  | Number           |
|----------|--|------------------|
| 1        | Samples Tested till 15 <sup>th</sup> March                             | 88,40,344        |
| 2        | Samples Tested on 16 <sup>th</sup> March                               | 17,042           |
| <b>3</b> | <b>Total Number of Samples Tested till 16<sup>th</sup> March (1+2)</b> | <b>88,57,386</b> |
| 4        | Tests per Million population   | 98,415           |
| 5        | % of Positive Cases out of Samples Tested                              | 6.54%            |
| 6        | Total Testing Laboratories*  | 105              |
| 7        | Testing Laboratories added this week                                   | 0                |
| 8        | Testing Laboratories pending approval                                  | 1                |

*\*Detailed breakup of these laboratories is given on Page 4 and Page 5*

| S. No | Subject  | Number |
|-------|--|--------|
| 1     | Total Number of Hospitals dedicated for treating COVID-19          | 45     |
| 2     | Total Number of Govt. Hospitals dedicated for treating COVID-19    | 34     |
| 3     | Total Number of Pvt. Hospitals requisitioned for treating COVID-19 | 11     |
| 4     | Total Number of earmarked COVID-19 Beds                            | 5,589  |
| 5     | % Occupancy in COVID Beds  | 4.10%  |
| 6     | Total ICU/HDU Beds in the COVID Hospitals                          | 1,352  |
| 7     | Total Number of Ventilators in the COVID Hospitals                 | 520    |

| Home Quarantine   |  |           |
|-------------------|--|-----------|
| 1                 | Total Home Quarantined People                        | 25,67,834 |
| 2                 | Total number of people currently in Home Quarantine  | 9,800     |
| 3                 | Total number of people released from Home Quarantine | 25,58,034 |
| <b>Safe Homes</b> |  |           |
| 1                 | Total Number of Safe Homes                           | 200       |
| 2                 | Total Number of Beds in Safe Homes                   | 11,507    |
| 3                 | Total Number of Patients in Safe Homes currently     | 3         |



# Department of Health & Family Welfare Govt. of West Bengal

## WEST BENGAL COVID-19 HEALTH BULLETIN – 16<sup>th</sup> MARCH 2021

V

DISTRICT SNAPSHOT#

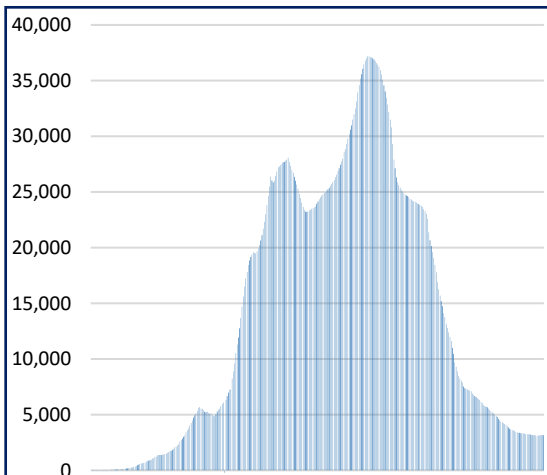
| 1            | 2                 | 3                              | 4                              | 5                          | 6 = 3-4-5                  | 7                  |
|--------------|-------------------|--------------------------------|--------------------------------|----------------------------|----------------------------|--------------------|
| S. No        | District          | Total Cases                    | Total Discharged               | Total Deaths               | Total Active Cases         | Last Reported Case |
| 1            | Alipurduar        | 7,712 <sup>+1</sup>            | 7,621                          | 86                         | 5 <sup>+1</sup>            | 15- Mar            |
| 2            | Coochbehar        | 11,858 <sup>+1</sup>           | 11,776 <sup>+1</sup>           | 72                         | 10                         | 15- Mar            |
| 3            | Darjeeling        | 18,509 <sup>+1</sup>           | 18,265 <sup>+4</sup>           | 204                        | 40 <sup>-3</sup>           | 15- Mar            |
| 4            | Kalimpong         | 2,236                          | 2,207                          | 27                         | 2                          | 14- Mar            |
| 5            | Jalpaiguri        | 14,752 <sup>+1</sup>           | 14,558 <sup>+3</sup>           | 164                        | 30 <sup>-2</sup>           | 15- Mar            |
| 6            | Uttar Dinajpur    | 6,752 <sup>+1</sup>            | 6,638 <sup>+5</sup>            | 78                         | 36 <sup>-4</sup>           | 15- Mar            |
| 7            | Dakshin Dinajpur  | 8,182                          | 8,103                          | 74                         | 5                          | 14- Mar            |
| 8            | Malda             | 12,736 <sup>+6</sup>           | 12,596 <sup>+3</sup>           | 114                        | 26 <sup>+3</sup>           | 15- Mar            |
| 9            | Murshidabad       | 12,345 <sup>+7</sup>           | 12,172 <sup>+2</sup>           | 149                        | 24 <sup>+5</sup>           | 15- Mar            |
| 10           | Nadia             | 22,715 <sup>+8</sup>           | 22,350 <sup>+4</sup>           | 320                        | 45 <sup>+4</sup>           | 15- Mar            |
| 11           | Birbhum           | 10,089 <sup>+1</sup>           | 9,969 <sup>+4</sup>            | 89                         | 31 <sup>-3</sup>           | 15- Mar            |
| 12           | Purulia           | 7,317 <sup>+4</sup>            | 7,232 <sup>+3</sup>            | 49                         | 36 <sup>+1</sup>           | 15- Mar            |
| 13           | Bankura           | 12,073 <sup>+1</sup>           | 11,916 <sup>+6</sup>           | 92                         | 65 <sup>-5</sup>           | 15- Mar            |
| 14           | Jhargram          | 3,067                          | 3,038 <sup>+1</sup>            | 22                         | 7 <sup>-1</sup>            | 11- Mar            |
| 15           | Paschim Medinipur | 20,283 <sup>+1</sup>           | 19,946 <sup>+3</sup>           | 311                        | 26 <sup>-2</sup>           | 15- Mar            |
| 16           | Purba Medinipur   | 20,751 <sup>+3</sup>           | 20,433 <sup>+4</sup>           | 279                        | 39 <sup>-1</sup>           | 15- Mar            |
| 17           | Purba Bardhaman   | 12,721 <sup>+1</sup>           | 12,597 <sup>+2</sup>           | 103                        | 21 <sup>-1</sup>           | 15- Mar            |
| 18           | Paschim Bardhaman | 16,568 <sup>+11</sup>          | 16,277 <sup>+12</sup>          | 169                        | 122 <sup>-1</sup>          | 15- Mar            |
| 19           | Howrah            | 36,146 <sup>+23</sup>          | 34,906 <sup>+17</sup>          | 1,051 <sup>+1</sup>        | 189 <sup>+5</sup>          | 15- Mar            |
| 20           | Hooghly           | 29,779 <sup>+12</sup>          | 29,200 <sup>+8</sup>           | 497                        | 82 <sup>+4</sup>           | 15- Mar            |
| 21           | North 24 Parganas | 1,24,112 <sup>+62</sup>        | 1,20,707 <sup>+72</sup>        | 2,521 <sup>+1</sup>        | 884 <sup>-11</sup>         | 15- Mar            |
| 22           | South 24 Parganas | 37,397 <sup>+13</sup>          | 36,552 <sup>+11</sup>          | 714                        | 131 <sup>+2</sup>          | 15- Mar            |
| 23           | Kolkata           | 1,30,687 <sup>+97</sup>        | 1,26,276 <sup>+77</sup>        | 3,109                      | 1,302 <sup>+20</sup>       | 15- Mar            |
| 24           | Other State       | 66                             | 63                             | 3                          | 0                          | 6-June             |
| <b>TOTAL</b> |                   | <b>5,78,853<sup>+255</sup></b> | <b>5,65,398<sup>+242</sup></b> | <b>10,297<sup>+2</sup></b> | <b>3,158<sup>+11</sup></b> |                    |

#District Wise data is subject to verification and may change

#Daily increase/decrease with respect to previous day is in superscript as +/- (Eg: <sup>+4</sup>)

VI

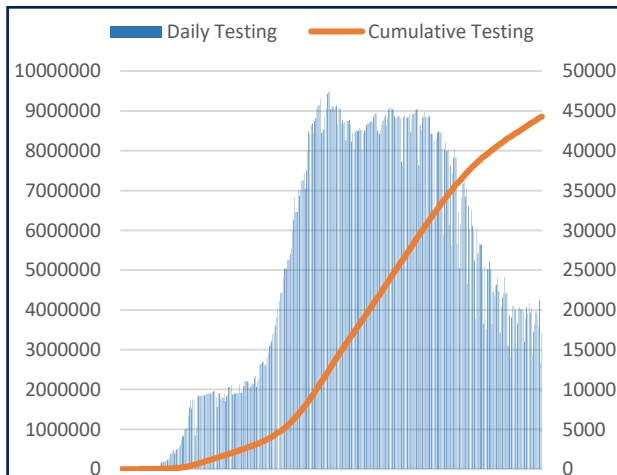
DAILY CUMULATIVE ACTIVE COVID-19 CASES



17<sup>th</sup> March to 16<sup>th</sup> Mar

VII

SAMPLES TESTED (Daily and Cumulative)



17<sup>th</sup> March to 16<sup>th</sup> Mar



Department of Health & Family Welfare  
Govt. of West Bengal

WEST BENGAL COVID-19 HEALTH BULLETIN – 16<sup>th</sup> MARCH 2021

VIII

UNIT WISE EQUIPMENT SUPPLY (CUMULATIVE)

| S. No.       | Unit Name                    | PPE              | N95/FFP2         | Regular Masks    |                    | Gloves           | Sanitizer<br>(In ltr.) |
|--------------|------------------------------|------------------|------------------|------------------|--------------------|------------------|------------------------|
|              |                              |                  |                  | Reusable<br>Mask | Disposable<br>Mask |                  |                        |
| 1            | Alipurduar                   | 17,800           | 26,250           | 13,400           | 1,00,900           | 74,200           | 5,092.0                |
| 2            | Bankura                      | 44,950           | 46,700           | 27,300           | 1,61,550           | 1,04,200         | 7,448.0                |
| 3            | Birbhum                      | 36,150           | 28,300           | 32,400           | 96,050             | 49,700           | 6,171.0                |
| 4            | Bishnupur HD                 | 15,350           | 31,600           | 54,600           | 1,25,750           | 1,17,200         | 6,061.0                |
| 5            | Coochbehar                   | 33,600           | 29,450           | 26,950           | 41,100             | 7,200            | 4,354.0                |
| 6            | Dakshin Dinajpur             | 20,400           | 19,650           | 21,500           | 1,21,600           | 83,700           | 4,921.0                |
| 7            | Darjeeling                   | 52,250           | 50,650           | 22,900           | 32,200             | 10,700           | 4,498.0                |
| 8            | Diamond Harbour HD           | 51,250           | 32,300           | 28,000           | 1,07,550           | 1,11,500         | 4,284.0                |
| 9            | Hooghly                      | 64,870           | 51,250           | 47,000           | 1,74,200           | 1,59,100         | 11,041.0               |
| 10           | Howrah                       | 1,13,450         | 78,000           | 63,780           | 2,02,550           | 2,33,200         | 6,531.0                |
| 11           | Jalpaiguri                   | 34,800           | 38,100           | 45,550           | 1,11,000           | 61,200           | 6,063.0                |
| 12           | Jhargram                     | 16,750           | 16,100           | 24,890           | 57,050             | 56,200           | 4,443.0                |
| 13           | Kalimpong                    | 21,150           | 20,900           | 19,000           | 68,050             | 35,200           | 4,370.5                |
| 14           | Malda                        | 26,100           | 23,200           | 26,000           | 87,100             | 97,700           | 7,151.0                |
| 15           | Murshidabad                  | 35,333           | 51,380           | 48,700           | 1,43,100           | 1,40,200         | 10,080.0               |
| 16           | Nadia                        | 62,070           | 39,740           | 37,100           | 1,49,050           | 1,39,700         | 5,831.0                |
| 17           | North 24 Parganas            | 1,01,000         | 77,740           | 31,440           | 1,90,000           | 1,23,700         | 7,383.5                |
| 18           | Basirhat HD                  | 44,320           | 45,230           | 32,280           | 1,44,050           | 1,65,000         | 5,647.0                |
| 19           | Paschim Bardhaman            | 37,850           | 35,100           | 17,780           | 1,21,000           | 1,21,900         | 2,257.0                |
| 20           | Paschim Medinipur            | 32,450           | 45,300           | 41,090           | 1,56,050           | 1,42,700         | 7,435.0                |
| 21           | Purba Bardhaman              | 58,650           | 51,700           | 27,100           | 1,36,550           | 1,53,700         | 9,943.0                |
| 22           | Purba Medinipur              | 54,550           | 41,200           | 33,220           | 87,050             | 1,00,100         | 1,731.0                |
| 23           | Nandigram HD                 | 18,750           | 33,100           | 30,640           | 1,21,050           | 83,200           | 7,279.0                |
| 24           | Purulia                      | 50,450           | 34,600           | 52,700           | 1,48,550           | 1,21,700         | 7,421.0                |
| 25           | Rampurhat HD                 | 24,150           | 29,000           | 30,300           | 62,050             | 74,500           | 5,637.0                |
| 26           | South 24 Parganas            | 57,450           | 33,600           | 33,400           | 1,07,250           | 1,10,400         | 2,141.0                |
| 27           | Uttar Dinajpur               | 35,750           | 43,550           | 43,850           | 1,13,050           | 1,31,700         | 5,853.0                |
| 28           | Bankura S MC&H               | 21,000           | 46,650           | 10,200           | 1,82,500           | 2,16,400         | 2,660.0                |
| 29           | Coochbehar MC&H              | 13,800           | 14,900           | 14,600           | 53,500             | 83,500           | 3,442.0                |
| 30           | NB MC&H                      | 40,350           | 96,000           | 20,000           | 2,24,200           | 2,40,500         | 7,890.0                |
| 31           | Diamond Harbour MC&H         | 13,300           | 24,200           | 10,100           | 1,47,500           | 1,50,000         | 3,898.0                |
| 32           | Malda MC&H                   | 18,800           | 71,100           | 13,100           | 1,88,500           | 2,27,500         | 5,968.0                |
| 33           | Murshidabad MC&H             | 31,630           | 73,950           | 14,600           | 1,29,000           | 2,12,000         | 2,340.0                |
| 34           | Bardhaman MC&H               | 23,900           | 34,100           | 17,500           | 1,89,500           | 2,27,500         | 3,448.0                |
| 35           | Medinipur MC&H               | 56,300           | 72,700           | 34,100           | 2,53,000           | 2,00,000         | 11,598.0               |
| 36           | Purulia MC&H                 | 13,300           | 19,900           | 51,600           | 99,500             | 1,21,000         | 4,098.0                |
| 37           | Rampurhat MC&H               | 21,400           | 25,900           | 17,600           | 40,000             | 77,500           | 10,048.0               |
| 38           | Raiganj MC&H                 | 14,100           | 11,900           | 13,100           | 56,500             | 87,000           | 2,190.0                |
| 39           | JNM MC&H                     | 17,400           | 21,000           | 24,000           | 45,000             | 59,500           | 2,972.0                |
| 40           | Sagar Dutta MC&H             | 67,520           | 93,830           | 17,600           | 1,76,550           | 2,08,000         | 7,978.0                |
| 41           | ID & BG Hospital             | 45,050           | 59,800           | 20,600           | 1,01,100           | 77,500           | 2,671.0                |
| 42           | RG Kar MCH                   | 40,850           | 66,500           | 15,800           | 3,01,050           | 3,40,200         | 7,207.0                |
| 43           | NRS MCH                      | 63,250           | 95,500           | 30,800           | 2,15,550           | 2,19,200         | 5,090.0                |
| 44           | IPGMER & SSKMH               | 98,900           | 1,11,090         | 66,600           | 4,29,050           | 4,29,500         | 15,317.0               |
| 45           | Medical College, Kolkata     | 1,66,450         | 1,50,000         | 20,800           | 3,26,050           | 4,27,500         | 9,262.0                |
| 46           | CNMCH                        | 52,350           | 48,300           | 23,150           | 1,33,500           | 1,01,500         | 3,672.0                |
| 47           | Other Govt Dept/Institutions | 4,31,051         | 3,90,795         | 2,26,188         | 10,69,271          | 10,74,202        | 59,055.0               |
| 48           | Stock in hand-In Transit     | 5,07,918         | 22,33,235        | 8,72,451         | 21,23,937          | 18,63,708        | 1,28,918.0             |
| <b>TOTAL</b> |                              | <b>29,20,262</b> | <b>48,15,040</b> | <b>24,47,359</b> | <b>96,50,208</b>   | <b>94,53,210</b> | <b>4,60,789.0</b>      |

\*In addition to State supply, local procurement is also done.



# Department of Health & Family Welfare Govt. of West Bengal

## WEST BENGAL COVID-19 HEALTH BULLETIN – 16<sup>th</sup> MARCH 2021

IX

DETAILS OF TESTING LABS

| S. No. | Name of Testing Lab  | Samples Tested | Method of Testing | Functional WEF  |
|--------|--|----------------|-------------------|-----------------|
| 1      | NICED  | 2,02,409       | RT-PCR            | Since Beginning |
| 2      | SSKM   | 2,82,903       | RT-PCR            | 17-Mar          |
| 3      | Medinipur MCH  | 1,57,913       | RT-PCR            | 24-Mar          |
| 4      | North Bengal MCH   | 3,31,706       | RT-PCR            | 29-Mar          |
| 5      | School of Tropical Medicine                                | 2,20,355       | RT-PCR            | 01-Apr          |
| 6      | Apollo Hospital  | 51,510         | RT-PCR            | 06-Apr          |
| 7      | Tata Medical Centre  | 20,104         | RT-PCR            | 06-Apr          |
| 8      | Malda MCH  | 2,39,614       | RT-PCR            | 08-Apr          |
| 9      | Dr. Lal Pathlab  | 2,14,681       | RT-PCR            | 17-Apr          |
| 10     | Command Hospital   | 33,479         | RT-PCR            | 17-Apr          |
| 11     | CNCI   | 22,335         | RT-PCR            | 22-Apr          |
| 12     | RG Kar MCH   | 2,51,209       | RT-PCR            | 24-Apr          |
| 13     | SURAKSHA   | 1,24,258       | RT-PCR            | 24-Apr          |
| 14     | Murshidabad MCH  | 1,84,570       | RT-PCR            | 26-Apr          |
| 15     | Peerless   | 60,569         | RT-PCR            | 30-Apr          |
| 16     | Burdwan MCH  | 1,79,359       | RT-PCR            | 06-May          |
| 17     | MCH Kolkata  | 1,03,666       | RT-PCR            | 08-May          |
| 18     | NRS MCH  | 1,26,816       | RT-PCR            | 12-May          |
| 19     | Sanaka Hospitals   | 98,776         | RT-PCR            | 12-May          |
| 20     | Medica Hospital  | 1,14,604       | RT-PCR            | 15-May          |
| 21     | Bankura MCH  | 1,51,685       | RT-PCR            | 22-May          |
| 22     | Suri DH  | 1,31,292       | RT-PCR            | 22-May          |
| 23     | Coochbehar GMCH  | 1,58,734       | RT-PCR            | 06-Jun          |
| 24     | COMJNM Kalyani   | 1,65,403       | RT-PCR            | 10-Jun          |
| 25     | Desun Hospital   | 6,180          | RT-PCR            | 17-Jun          |
| 26     | RN Tagore Hospital   | 34,178         | RT-PCR            | 24-Jun          |
| 27     | Raigunj MCH  | 80,728         | RT-PCR            | 26-Jun          |
| 28     | Jagannath Gupta Institute of Medical Sciences              | 4,273          | RT-PCR            | 06-Jul          |
| 29     | ESI-Postgraduate Institute of Medical Science and Research | 10,468         | RT-PCR            | 16-Jul          |
| 30     | Remedy Lifecare, Kolkata                                   | 11,497         | RT-PCR            | 21-Jul          |
| 31     | AMRI Dhakuria  | 43,407         | RT-PCR            | 19-May          |
| 32     | Rampurhat MCH  | 79,174         | RT-PCR            | 19-May          |
| 33     | CNMCH  | 68,517         | RT-PCR            | 20-May          |
| 34     | DH GMCH  | 1,55,207       | RT-PCR            | 20-May          |
| 35     | COMSDH   | 48,947         | RT-PCR            | 27-May          |
| 36     | Purulia Govt. MCH  | 92,011         | RT-PCR            | 03-Jun          |
| 37     | SRL Lab  | 1,13,872       | RT-PCR            | 18-Jun          |
| 38     | Probe diagnostics  | 35,220         | RT-PCR            | 14-Aug          |
| 39     | Pulse Diagnostics  | 55,034         | RT-PCR            | 12-Sept         |
| 40     | RB Diagnostic Kolkata                                      | 43,265         | RT-PCR            | 20-Sept         |
| 41     | Purba Medinipur DH   | 23,863         | RT-PCR            | 24-Sept         |
| 42     | B.P. Poddar Hospital & Medical Research Ltd                | 1,879          | RT-PCR            | 27-Oct          |
| 43     | Swastik Clinic & Seva Sadan Pvt. Ltd., Birbhum             | 223            | RT-PCR            | 27-Oct          |
| 44     | Repromed Diagnostic Ltd                                    | 13,207         | RT-PCR            | 24-Sept         |
| 45     | Gouri Devi Institute of Medical Sciences and Hospital      | 1,556          | RT-PCR            | 7-Nov           |
| 46     | IQ City Medical College Durgapur                           | 3,310          | RT-PCR            | 4-Dec           |
| 47     | Imambara DH, Hooghly                                       | 10,232         | RT-PCR            | 15-Dec          |
| 48     | Saroj Gupta Cancer Center & Research Institute             | 1582           | RT-PCR            | 23-Dec          |
| 49     | Lasco Medicare Pvt. Ltd. Howrah                            | 731            | RT-PCR            | 5-Jan           |
| 50     | Icare Institute of Medical Sciences and Research           | 226            | RT-PCR            | 25-Jan          |
| 51     | Sanjiban Hospital, Howrah                                  | 771            | RT-PCR            | 23-Feb          |
| 52     | AMRI Salt Lake   | 15,691         | CBNAAT            | 01-May          |
| 53     | CMRI   | 15,320         | CBNAAT            | 13-May          |

Note: Average tests per CBNAAT and TRUENAT machines are 32 per day and 16 per day respectively



# Department of Health & Family Welfare Govt. of West Bengal

## WEST BENGAL COVID-19 HEALTH BULLETIN – 16<sup>th</sup> MARCH 2021

IX

DETAILS OF TESTING LABS

| S. No.       | Name of Testing Lab                                  | Samples Tested   | Method of Testing | Functional WEF |
|--------------|--|------------------|-------------------|----------------|
| 54           | Asansol DH   | 2,487            | TRUENAT           | 19-May         |
| 55           | Jhargram DH  | 2,675            | TRUENAT           | 19-May         |
| 56           | Falakata SSH   | 3,823            | TRUENAT           | 20-May         |
| 57           | Balurghat DH   | 2,528            | TRUENAT           | 22-May         |
| 58           | Serampore DH   | 1,175            | TRUENAT           | 25-May         |
| 59           | Uluberia SSH   | 1,811            | TRUENAT           | 27-May         |
| 60           | Jangipur SDH   | 1,685            | TRUENAT           | 27-May         |
| 61           | Egra SDH   | 526              | TRUENAT           | 27-May         |
| 62           | MR Bangur Hospital                                   | 415              | TRUENAT           | 28-May         |
| 63           | Chanchal SDH   | 557              | TRUENAT           | 28-May         |
| 64           | Biswa Bangla Krirangan COVID Hospital                | 84,693           | TRUENAT           | 31-May         |
| 65           | Woodlands  | 8,116            | CBNAAT            | 11-Jun         |
| 66           | Alipurduar DH  | 1,542            | TRUENAT           | 16-Jun         |
| 67           | Basirhat DH  | 335              | TRUENAT           | 19-Jun         |
| 68           | Anandaloke Sonoscan, Siliguri                        | 6,043            | TRUENAT           | 27-Jun         |
| 69           | Gangarampur SDH                                      | 1,174            | CBNAAT            | 16-Jul         |
| 70           | Contai SDH   | 1,891            | TRUENAT           | 20-Jul         |
| 71           | ILS hospital   | 1,803            | TRUENAT           | 25-Jul         |
| 72           | Uttar Latabari DH                                    | 103              | TRUENAT           | 04-Aug         |
| 73           | Nandigram SSH/DH                                     | 790              | TRUENAT           | 04-Aug         |
| 74           | Panskura Hospital                                    | 434              | TRUENAT           | 06-Aug         |
| 75           | Chittaranjan Seva Sadan Hospital                     | 1,699            | TRUENAT           | 10-Aug         |
| 76           | Dr. PK Saha Hospital, Coochbihar                     | 3,826            | TRUENAT           | 11-Aug         |
| 77           | Salt Lake SDH  | 846              | TRUENAT           | 13-Aug         |
| 78           | Charnock Hospital                                    | 5,194            | TRUENAT           | 14-Aug         |
| 79           | Gabberia SGH   | 184              | TRUENAT           | 15-Aug         |
| 80           | Spandan Disgnostic Center                            | 7,780            | TRUENAT           | 16-Aug         |
| 81           | Kakdwip SSH  | 277              | TRUENAT           | 17-Aug         |
| 82           | Mal SSH  | 189              | TRUENAT           | 18-Aug         |
| 83           | Howrah DH  | 171              | TRUENAT           | 21-Aug         |
| 84           | Sagardighi SSH                                       | 403              | TRUENAT           | 2-Sept         |
| 85           | Domkal SSH   | 164              | TRUENAT           | 6-Sept         |
| 86           | Udaynarayanpur SGH Howrah                            | 53               | TRUENAT           | 7- Sept        |
| 87           | GD Hospital & Diabetes Institute, Howrah             | 1,256            | CBNAAT            | 8-Sept         |
| 88           | Nightingale Diagnostic & Medicare Centre             | 3,020            | TRUENAT           | 12-Sept        |
| 89           | Bhagirathi Neotia Woman * Child Care Centre          | 473              | CBNAAT            | 16-Sept        |
| 90           | Krishnanagar DTC                                     | 171              | TRUENAT           | 29-Sept        |
| 91           | Mission Hospital, Durgapur                           | 8,521            | TRUENAT           | 29-Sept        |
| 92           | Medinova, Kolkata                                    | 2,960            | TRUENAT           | 1-Oct          |
| 93           | MSS Bansal Medical, Kolkata                          | 6,016            | TRUENAT           | 2-Oct          |
| 94           | TLJ, SGH, Howrah                                     | 134              | TRUENAT           | 2-Oct          |
| 95           | Narayan Memorial Hospital, Kolkata                   | 546              | TRUENAT           | 2-Oct          |
| 96           | Kalimpong DH   | 335              | TRUENAT           | 6-Oct          |
| 97           | Mirik BPHC, Darjeeling                               | 136              | TRUENAT           | 9-Oct          |
| 98           | Barjore SSH, Bankura                                 | 283              | TRUENAT           | 11-Oct         |
| 99           | Darjeeling DH  | 227              | TRUENAT           | 11-Oct         |
| 100          | Metropolis Kolkata                                   | 22,615           | TRUENAT           | 14-Oct         |
| 101          | Laboratory Services, Healthworld Hospitals, Durgapur | 2,086            | TRUENAT           | 4-Dec          |
| 102          | Neotia Getwel Healthcare Centre, Siliguri            | 207              | CBNAAT            | 9-Jan          |
| 103          | Arogya Niketan Nursing Home                          | 248              | TRUENAT           | 16-Jan         |
| 104          | Ruby General Hospital                                | 392              | CBNAAT            | 20-Jan         |
| 105          | Cliniperfect Polyclinic and Diagnostics              | 35               | TRUENAT           | 23-Feb         |
| 106          | Antigen Test done within the State                   | 38,59,127        | -                 | -              |
| 107          | Samples Tested in Labs Outside the State             | 2,04,687         | RT-PCR            | -              |
| <b>TOTAL</b> |  | <b>88,57,386</b> |                   |                |

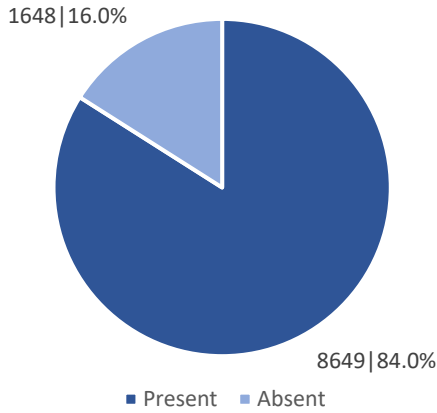
Note: Average tests per CBNAAT and TRUENAT machines are 32 per day and 16 per day respectively



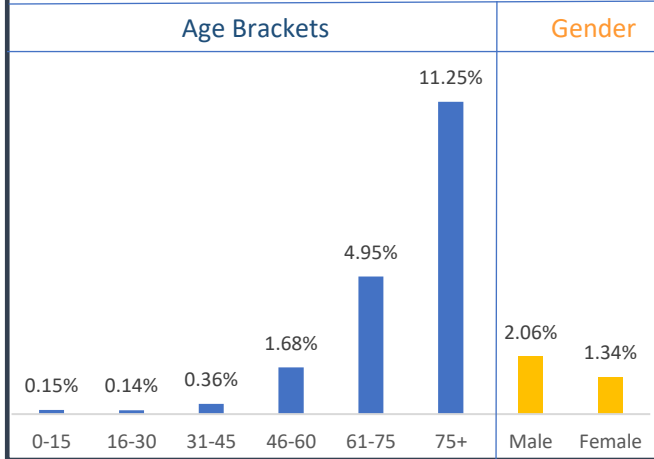
WEST BENGAL COVID-19 HEALTH BULLETIN – 16<sup>th</sup> MARCH 2021

X

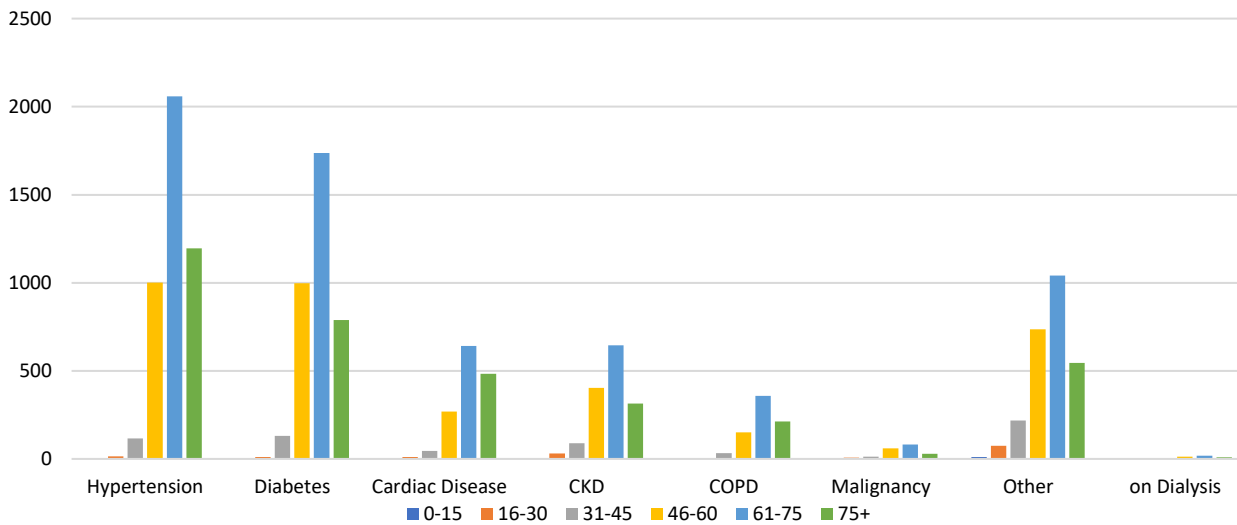
**Comorbidity Status in Deceased Cases (n=10,297)**



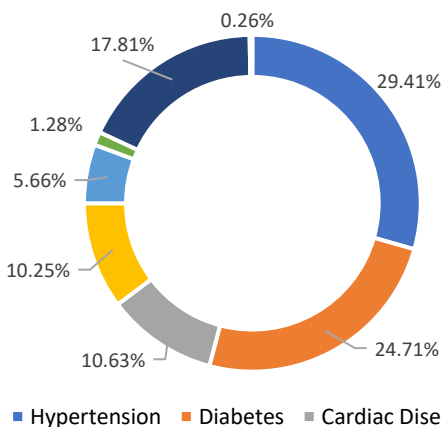
**Fatality Rate in Respective Age Brackets & Gender Group**



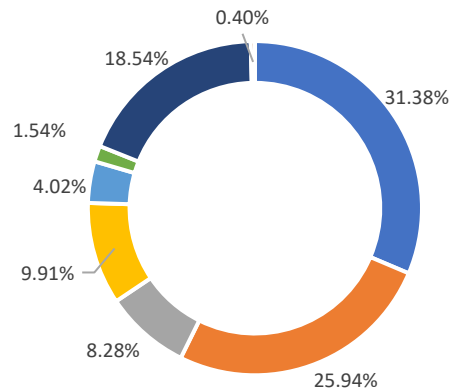
**Age Group Wise Comorbidities Among Deceased**



**Share of Comorbidities in Male**



**Share of Comorbidities in Female**



FATALITY ANALYSIS



# Department of Health & Family Welfare Govt. of West Bengal

## WEST BENGAL COVID-19 HEALTH BULLETIN – 16<sup>th</sup> MARCH 2021

**XI**
**EQUIPMENT SUPPLY**

| S. No | Equipment                  | Ordered by State Govt. | Received Yesterday | Total Received by State Govt. | Order Pending |
|-------|----------------------------|------------------------|--------------------|-------------------------------|---------------|
| 1     | PPEs                       | 32.10 L                | 2,000              | 28.49 L                       | 3.61 L        |
| 2     | N95/FFP2 Masks             | 48.20 L                | 10,000             | 47.19 L                       | 1.01 L        |
| 3     | Regular Masks              | 123.84 L               | 20,000             | 100.70 L                      | 23.14 L       |
| 4     | Hand Sanitizers (In Ltrs.) | 4.51 L                 | 1,000              | 4.43 L                        | 0.08 L        |
| 5     | Gloves                     | 95.00 L                | 20,000             | 91.40 L                       | 3.60 L        |
| 6     | Thermal Guns               | 20,000                 | NIL                | 20,000                        | NIL           |

**XII**
**DEDICATED COVID-19 HELPLINE (24 X 7)**

1. Dedicated COVID-19 Helpline : **1800 313 444 222**
2. Direct Telemedicine Line : **033 23576001**
3. Ambulance Service : **033 40902929**
4. COVID Telemedicine App "[Covid Telemedicine WB](#)" on Google Play Store
  - These services include allocation of beds in Govt. hospitals and Safe Homes
  - Telemedicine for citizens at large and those in home isolation
  - Ambulance service includes guidance and provision of Govt. ambulance
5. Tele-Psychological counselling services have started since August 1<sup>st</sup>, 2020.

### General Queries

|   |   |   |           |
|---|---|---|-----------|
| 1 | A | Total Queries addressed in last 24 hours            | 674       |
|   | B | Total Queries addressed till 15 <sup>th</sup> March | 15,80,169 |

### Telemedicine

|   |   |   |          |
|---|---|---|----------|
| 2 | A | Total consultations given in last 24 hours            | 202      |
|   | B | Total consultations given till 15 <sup>th</sup> March | 5,84,469 |

### Ambulance Services

|   |   |                                       |    |
|---|---|---------------------------------------|----|
| 3 | A | Ambulances assigned in last 24 hours  | 23 |
|   | B | Total calls received in last 24 hours | 23 |

### Tele-Psychological Counselling

|   |   |   |          |
|---|---|---|----------|
| 4 | A | Counselling given in last 24 hours            | 251      |
|   | B | Counselling given till 15 <sup>th</sup> March | 2,94,386 |

### State Government Interventions :

- Weekly death rate is 1.94%. Both death rate and Infection rate are showing a downward trend.
- Status of availability of beds for COVID positive patients in government and private hospitals is available at Health & FW Department's website: [www.wbhealth.gov.in](http://www.wbhealth.gov.in)
- Safe Homes : An initiative by the Government of West Bengal for care and treatment of asymptomatic/mild symptomatic COVID patients for whom home isolation is not possible /advisable
- As per State Government advisory Satellite Health Facilities are being developed by private hospitals in close vicinity of their hospitals as separate health facility for treatment of asymptomatic/mild symptomatic COVID patients. This intervention is expected to free beds in the hospitals for serious patients.

All the guidelines and orders relating to Covid-19 are posted on [www.wbhealth.gov.in](http://www.wbhealth.gov.in)

You can follow us on :

Facebook at: <https://www.facebook.com/wbdhfw/>

Twitter at: <https://twitter.com/wbdhfw>