



Department of Health & Family Welfare Govt. of West Bengal

WEST BENGAL COVID-19 HEALTH BULLETIN - 16th JULY 2020

Active COVID-19 Cases as on 16th July: 13,679

S. No	Subject	Number
1	Total COVID-19 Cases till 15 th July	34,427
2	New COVID-19 Cases on 16 th July	1,690
3	Total COVID-19 Cases till 16th July (1+2)	36,117
4	Total Discharged	21,415 (+735)
5	Total Deaths as on 16 th July*	1,023 (+23)
6	Active COVID-19 Cases as on 16th July	13,679 (+932)
7	Discharge Rate (4/3)	59.29%

Note: All figures updated till 9AM, 16th July

#Daily increase/decrease with respect to previous day is shown as (+/-)

*Complete analysis can be referred from **Section X**, (Page no. 5)

S. No	Subject	Number
1	Samples Tested till 15 th July	6,49,928
2	Samples Tested on 16 th July	13,180
3	Total Number of Samples Tested till 16th July (1+2)	6,63,108
4	Tests per Million population	7,368
5	% of Positive Cases out of Samples Tested	5.45%
6	Total Testing Laboratories*	54
7	Testing Laboratories added this week	2
8	Testing Laboratories pending approval	1

*Detailed breakup of these laboratories is given on **Page 4**

S. No	Subject	Number
1	Total Number of Hospitals dedicated for treating COVID-19	80
2	Total Number of Govt. Hospitals dedicated for treating COVID-19	26
3	Total Number of Pvt. Hospitals requisitioned for treating COVID-19	54
4	Total Number of earmarked COVID-19 Beds	10,992
5	% Occupancy in COVID Beds	32.85%
6	Total ICU Beds in the COVID Hospitals	948
7	Total Number of Ventilators in the COVID Hospitals	395

Institutional Quarantine		
1	Total Govt. Quarantine Centres	582
2	Total number of people in Govt. Quarantine Centres	4,027
3	Total number of people released from Govt. Quarantine Centres	1,02,600
Home Quarantine		
1	Total Home Quarantined People	3,66,519
2	Total number of people currently in Home Quarantine	25,380
3	Total number of people released from Home Quarantine Centres	3,41,139
Quarantine for Migrant Returnees*		
1	Total Quarantine Facilities	80
2	Total number of returnees in Quarantine Centres	558
3	Total number of workers released from Quarantine Centres	2,75,693
Safe Homes		
1	Total Number of Safe Homes	106
2	Total Number of Beds in Safe Homes	6,908
3	Total Number of Patients in Safe Homes currently	349

*State Govt has set-up special quarantine facilities for migrant workers returning via Shramik Trains

COVID 19 STATUS

TESTING
SNAPSHOT

INFRASTRUCTURE
DETAILS

IV

QUARANTINE DETAILS



Department of Health & Family Welfare Govt. of West Bengal

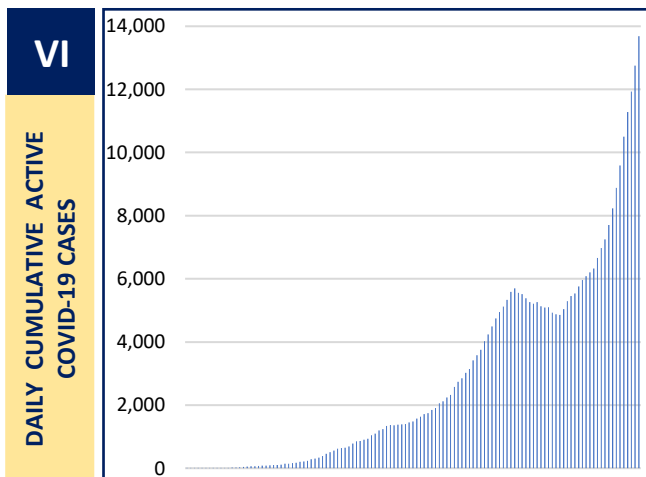
WEST BENGAL COVID-19 HEALTH BULLETIN - 16th JULY 2020

V	1	2	3	4	5	6 = 3-4-5	7
	S. No	District	Total Cases	Total Discharged	Total Deaths	Total Active Cases	Last Reported Case
	1	Alipurduar	209 ⁺²	190 ⁺²	0	19	15-July
	2	Coochbehar	387 ⁺²²	315 ⁺¹	0	72 ⁺²¹	15-July
	3	Darjeeling	1,093 ⁺⁷⁸	665 ⁺³³	14 ⁺¹	414 ⁺⁴⁴	15-July
	4	Kalimpong	59	55	1	3	13-July
	5	Jalpaiguri	634 ⁺⁴⁰	406 ⁺¹⁰	3	225 ⁺³⁰	15-July
	6	Uttar Dinajpur	495 ⁺¹³	339 ⁺¹	1	155 ⁺¹²	15-July
	7	Dakshin Dinajpur	463 ⁺⁸	282	2	179 ⁺⁸	15-July
	8	Malda	1,453 ⁺⁶⁹	887 ⁺⁴⁶	7	559 ⁺²³	15-July
	9	Murshidabad	420 ⁺¹⁸	286 ⁺¹⁰	5	129 ⁺⁸	15-July
	10	Nadia	472 ⁺¹⁷	362 ⁺²⁰	8	102 ⁻³	15-July
	11	Birbhum	349 ⁺⁸	310 ⁺²	3	36 ⁺⁶	15-July
	12	Purulia	121 ⁺³	103 ⁺¹	0	18 ⁺²	15-July
	13	Bankura	339 ⁺⁵	273 ⁺¹	0	66 ⁺⁴	15-July
	14	Jhargram	28 ⁺³	25	0	3 ⁺³	15-July
	15	Paschim Medinipur	607 ⁺¹⁶	412 ⁺⁵	9	186 ⁺¹¹	15-July
	16	Purba Medinipur	704 ⁺³⁹	431 ⁺³³	8	265 ⁺⁶	15-July
	17	Purba Bardhaman	293 ⁺⁹	192 ⁺²	3	98 ⁺⁷	15-July
	18	Paschim Bardhaman	292 ⁺³¹	158 ⁺³	7	127 ⁺²⁸	15-July
	19	Howrah	4,573 ⁺¹⁸³	2,980 ⁺⁵⁵	138 ⁺¹	1,455 ⁺¹²⁷	15-July
	20	Hooghly	1,768 ⁺⁸¹	1,181 ⁺²¹	35 ⁺²	552 ⁺⁵⁸	15-July
	21	North 24 Parganas	7,035 ⁺⁴⁰³	3,618 ⁺¹⁵²	193 ⁺⁷	3,224 ⁺²⁴⁴	15-July
	22	South 24 Parganas	2,786 ⁺¹⁴⁶	1,460 ⁺⁶¹	46	1,280 ⁺⁸⁵	15-July
	23	Kolkata	11,471 ⁺⁴⁹⁶	6,422 ⁺²⁷⁶	537 ⁺¹²	4,512 ⁺²⁰⁸	15-July
	24	Other State	66	63	3	0	6-Jun
	TOTAL		36,117^{+1,690}	21,415⁺⁷³⁵	1,023⁺²³	13,679⁺⁹³²	

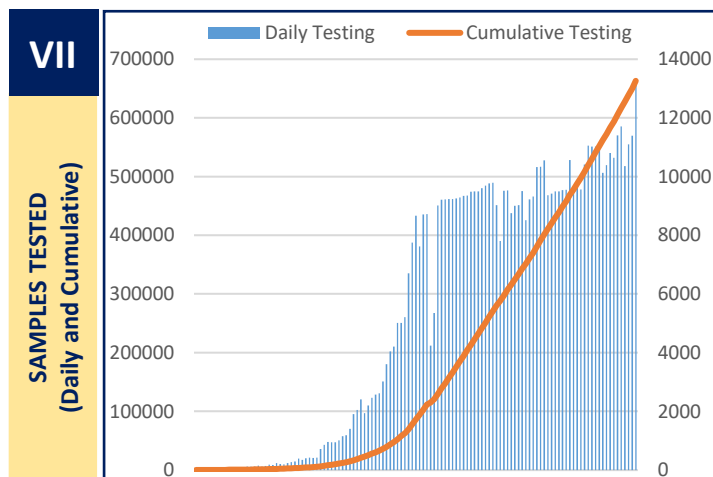
DISTRICT SNAPSHOT#

#District Wise data is subject to verification and may change

#Daily increase/decrease with respect to previous day is in superscript as +/- (Eg: +4)



17th March to 16th July



17th March to 16th July



Department of Health & Family Welfare
Govt. of West Bengal

WEST BENGAL COVID-19 HEALTH BULLETIN - 16th JULY 2020

VIII

UNIT WISE EQUIPMENT SUPPLY (CUMULATIVE)

S. No.	Unit Name	PPE	N95/FFP2	Regular Masks		Gloves	Sanitizer (In ltr.)
				Reusable Mask	Disposable Mask		
1	Alipurduar	11,800	13,150	13,400	68,400	43,700	3,042.0
2	Bankura	19,250	17,700	20,800	70,050	41,200	4,448.0
3	Birbhum	20,450	12,700	22,400	42,550	4,200	3,971.0
4	Bishnupur HD	7,350	14,900	35,100	70,750	60,500	3,961.0
5	Coochbehar	21,100	12,850	21,700	23,100	4,700	2,104.0
6	Dakshin Dinajpur	10,900	10,550	21,500	64,100	43,700	3,571.0
7	Darjeeling	20,250	17,150	22,900	24,200	6,700	4,098.0
8	Diamond Harbour HD	22,250	11,600	23,500	58,550	33,500	2,534.0
9	Hooghly	22,870	14,750	30,000	42,200	46,600	5,041.0
10	Howrah	53,950	33,500	37,780	82,050	104,200	4,531.0
11	Jalpaiguri	18,800	16,600	37,400	58,000	8,700	3,463.0
12	Jhargram	7,550	6,300	19,890	36,550	21,200	2,693.0
13	Kalimpong	10,650	11,800	19,000	39,550	8,200	2,870.5
14	Malda	16,100	12,700	26,000	55,100	57,700	5,301.0
15	Murshidabad	14,833	19,980	33,700	67,100	15,700	8,180.0
16	Nadia	33,570	15,740	33,800	74,050	69,200	3,831.0
17	North 24 Parganas	31,800	23,540	30,440	73,500	35,700	5,433.5
18	Basirhat HD	21,820	19,730	28,280	82,050	91,500	2,497.0
19	Paschim Bardhaman	19,150	14,400	17,580	36,000	53,400	1,257.0
20	Paschim Medinipur	12,650	19,300	28,590	61,050	60,200	3,835.0
21	Purba Bardhaman	24,650	18,100	23,800	62,050	60,200	4,693.0
22	Purba Medinipur	23,050	13,500	26,220	15,050	10,600	1,731.0
23	Nandigram HD	9,750	13,700	24,140	73,050	46,200	5,329.0
24	Purulia	25,950	15,000	40,200	73,550	55,700	5,671.0
25	Rampurhat HD	14,650	10,900	21,800	31,550	28,500	2,887.0
26	South 24 Parganas	18,750	13,800	20,900	44,050	21,200	1,641.0
27	Uttar Dinajpur	26,750	19,350	37,600	59,550	32,700	3,603.0
28	Bankura S MC&H	9,000	18,150	10,200	81,000	86,500	1,060.0
29	Coochbehar MC&H	9,800	6,900	12,600	31,000	39,000	1,992.0
30	NB MC&H	19,350	30,100	18,000	97,200	89,000	3,690.0
31	Diamond Harbour MC&H	8,800	9,500	9,600	72,000	79,500	1,598.0
32	Malda MC&H	10,300	24,300	11,100	98,000	99,500	2,518.0
33	Murshidabad MC&H	18,630	22,450	12,600	49,500	67,500	1,490.0
34	Bardhaman MC&H	13,400	15,600	17,500	77,000	85,500	2,098.0
35	Medinipur MC&H	20,700	21,800	24,100	108,500	74,500	4,498.0
36	Purulia MC&H	8,800	10,200	51,600	65,000	53,500	1,798.0
37	Rampurhat MC&H	14,400	11,900	15,600	26,500	28,500	6,098.0
38	Raiganj MC&H	7,600	6,400	9,100	25,000	24,500	890.0
39	JNM MC&H	11,500	12,500	17,000	35,000	13,500	1,272.0
40	Sagar Dutta MC&H	18,620	16,330	17,600	64,050	81,500	3,078.0
41	ID & BG Hospital	33,050	30,800	16,600	69,100	44,500	2,671.0
42	RG Kar MCH	24,850	32,000	15,800	151,050	157,700	4,007.0
43	NRS MCH	29,250	25,500	24,300	58,050	37,500	3,140.0
44	IPGMER & SSKMH	57,400	46,590	44,100	230,550	228,500	6,167.0
45	Medical College, Kolkata	62,450	52,000	18,800	123,050	172,500	3,712.0
46	CNMCH	33,350	25,800	19,150	99,500	22,500	2,972.0
47	Other Govt Dept/Institutions	213,826	185,810	148,058	416,726	446,502	28,913.3
48	Stock in hand-In Transit	623,543	123,120	323,531	1,029,682	315,408	32,310.9
TOTAL		1,789,262	1,151,040	1,555,359	4,495,208	3,313,210	218,190.0

*In addition to State supply, local procurement is also done.



Department of Health & Family Welfare Govt. of West Bengal

WEST BENGAL COVID-19 HEALTH BULLETIN - 16th JULY 2020

IX

DETAILS OF TESTING LABS

S. No.	Name of Testing Lab	Samples Tested	Method of Testing	Functional WEF
1	NICED	57,908	RT-PCR	Since Beginning
2	SSKM	60,131	RT-PCR	17-Mar
3	Medinipur MCH	49,544	RT-PCR	24-Mar
4	North Bengal MCH	64,358	RT-PCR	29-Mar
5	School of Tropical Medicine	31,629	RT-PCR	1-Apr
6	Apollo Hospital	6,923	RT-PCR	6-Apr
7	Tata Medical Centre	6,289	RT-PCR	6-Apr
8	Malda MCH	41,629	RT-PCR	8-Apr
9	Dr. Lal Pathlab	54,828	RT-PCR	17-Apr
10	Command Hospital	5,297	RT-PCR	17-Apr
11	CNCI	5,027	RT-PCR	22-Apr
12	RG Kar MCH	48,219	RT-PCR	24-Apr
13	SURAKSHA	30,916	RT-PCR	24-Apr
14	Murshidabad MCH	30,607	RT-PCR	26-Apr
15	Peerless	5,855	RT-PCR	30-Apr
16	Burdwan MCH	26,461	RT-PCR	6-May
17	MCH Kolkata	7,495	RT-PCR	8-May
18	NRS MCH	15,839	RT-PCR	12-May
19	Sanaka Hospitals	28,572	RT-PCR	12-May
20	Medica Hospital	15,776	RT-PCR	15-May
21	Bankura MCH	16,566	RT-PCR	22-May
22	Suri DH	11,971	RT-PCR	22-May
23	COMJNM Kalyani	10,627	RT-PCR	10-Jun
24	Desun Hospital	511	RT-PCR	17-Jun
25	RN Tagore Hospital	1,476	RT-PCR	24-Jun
26	Raigunj MCH	3,979	RT-PCR	26-Jun
27	Jagannath Gupta Institute of Medical Sciences	125	RT-PCR	6-Jul
28	AMRI Salt Lake	2,216	CBNAAT	1-May
29	CMRI	1,606	CBNAAT	13-May
30	AMRI Dhakuria	3,112	TRUENAT	19-May
31	Asansol DH	858	TRUENAT	19-May
32	Jhargram DH	414	TRUENAT	19-May
33	Rampurhat MCH	394	TRUENAT	19-May
34	CNMCH	1,139	TRUENAT	20-May
35	Falakata SSH	1,676	TRUENAT	20-May
36	DH GMCH	194	TRUENAT	20-May
37	Balurghat DH	1,063	TRUENAT	22-May
38	Serampore DH	688	TRUENAT	25-May
39	Uluberia SSH	505	TRUENAT	27-May
40	Jangipur SDH	371	TRUENAT	27-May
41	Egra SDH	209	TRUENAT	27-May
42	COMSDH	217	CBNAAT	27-May
43	MR Bangur Hospital	168	TRUENAT	28-May
44	Chanchal SDH	156	TRUENAT	28-May
45	Biswa Bangla Krirangan COVID Hospital	882	TRUENAT	31-May
46	Purulia Govt. MCH	644	TRUENAT	3-Jun
47	Coochbehar GMCH	251	CBNAAT	6-Jun
48	Woodlands	276	CBNAAT	11-Jun
49	Alipurduar DH	675	TRUENAT	16-Jun
50	SRL Lab	261	CBNAAT	18-Jun
51	Basirhat DH	71	TRUENAT	19-Jun
52	Anandaloke Sonoscan, Siliguri	118	TRUENAT	27-Jun
53	Gangarampur SDH	74	CBNAAT	16-Jul
54	ESI-Postgraduate Institute of Medical Science and Research	475	CBNAAT	16-Jul
55	<i>Samples Tested in Labs Outside the State</i>	5,837	RT-PCR	-
TOTAL		6,63,108		

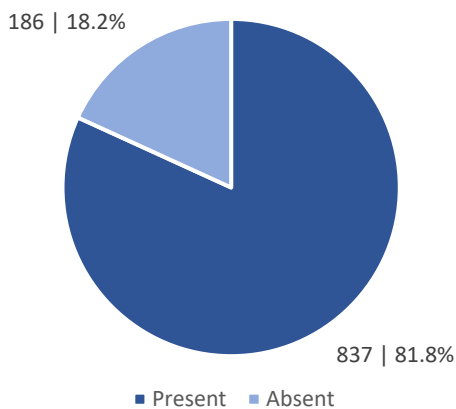
Note: Average tests per CBNAAT and TRUENAT machines are 32 per day and 16 per day respectively



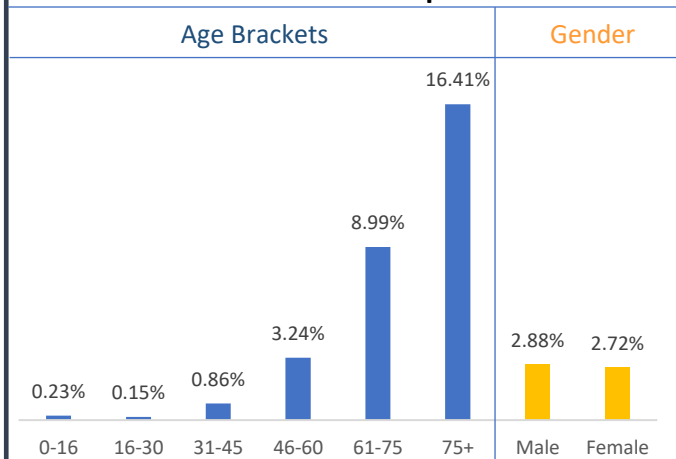
WEST BENGAL COVID-19 HEALTH BULLETIN - 16th JULY 2020

X

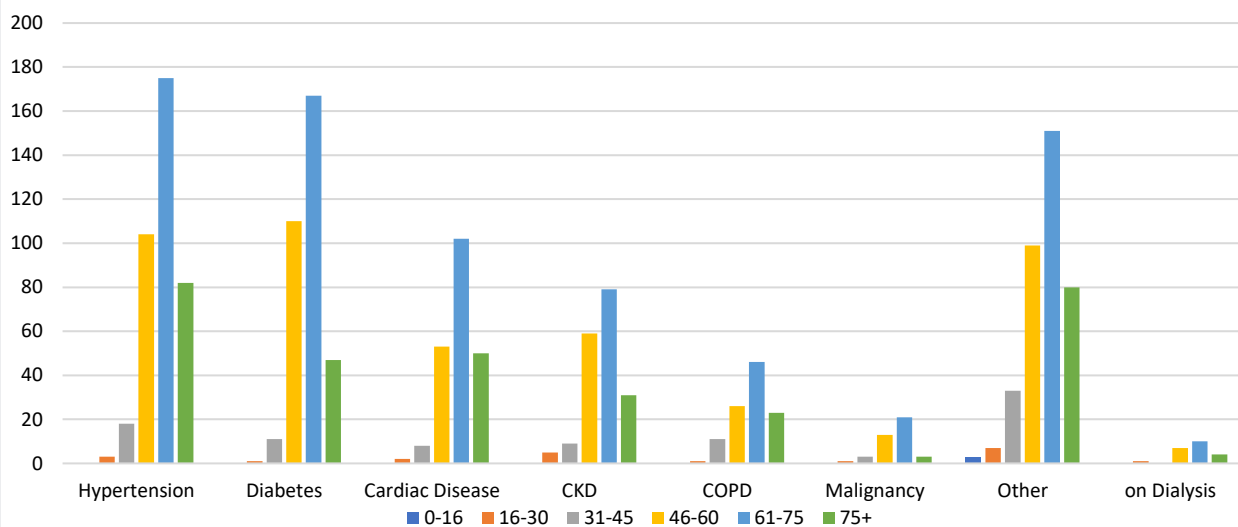
Comorbidity Status in Deceased Cases (n=1,023)



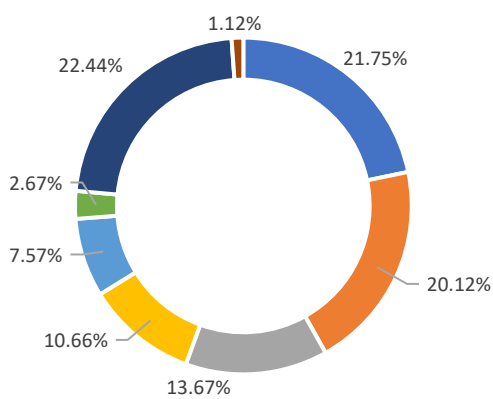
Fatality Rate in Respective Age Brackets & Gender Group



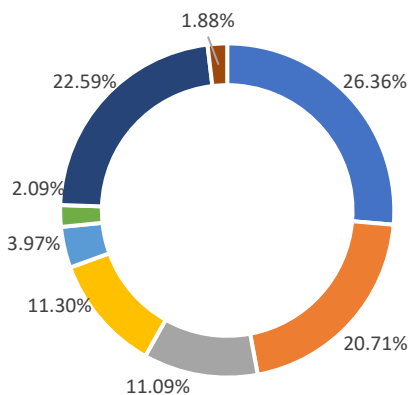
Age Group Wise Comorbidities Among Deceased



Share of Comorbidities in Male



Share of Comorbidities in Female



FATALITY ANALYSIS

■ Hypertension ■ Diabetes ■ Cardiac Disease ■ CKD ■ COPD ■ Malignancy ■ Other ■ on Dialysis



Department of Health & Family Welfare Govt. of West Bengal

WEST BENGAL COVID-19 HEALTH BULLETIN - 16th JULY 2020

XI EQUIPMENT SUPPLY	S. No	Equipment	Ordered by State Govt.	Received Yesterday	Total Received by State Govt.	Order Pending
	1	PPEs	23.60 L	10,000	17.18 L	6.42 L
	2	N95/FFP2 Masks	37.50 L	10,000	10.55 L	26.95 L
	3	Regular Masks	49.50 L	30,000	40.23 L	9.27 L
	4	Hand Sanitizers (In Ltrs.)	2.01 L	200	2,00,400	600
	5	Gloves	39.50 L	10,000	30.00 L	9.50 L
	6	Thermal Guns	20,000	NIL	20,000	NIL

XII STATE GOVT. INTERVENTIONS	STATE GOVT. INTERVENTIONS					
<ul style="list-style-type: none">• Treatment is free for all patients in all Government Hospitals• Govt has requisitioned private hospitals as COVID hospitals• Govt reimburses these hospitals at already notified rates• Status of availability of beds for COVID positive patients in government and private hospitals is available at Health & FW Department's website: www.wbhealth.gov.in• Safe Homes : An initiative by the Government of West Bengal for care and treatment of asymptomatic/mild symptomatic COVID patients for whom home isolation is not possible /advisable• As per State Government advisory Satellite Health Facilities are being developed by private hospitals in close vicinity of their hospitals as separate health facility for treatment of asymptomatic/mild symptomatic COVID patients. This intervention is expected to free beds in the hospitals for serious patients.						

In the background of the COVID-19 outbreak, the general public is advised to adhere to health advisories issued by the State Government. All the guidelines and orders relating to Covid-19 are posted on www.wbhealth.gov.in

For COVID related queries call

24/7 Helpline: 1800 313 444 222 (Toll free);

033 2341 2600

Control Room: 1083 / 1085

You can follow us on :

Facebook at: <https://www.facebook.com/wbdhfw/>

Twitter at: <https://twitter.com/wbdhfw>