



Department of Health & Family Welfare Govt. of West Bengal

WEST BENGAL COVID-19 HEALTH BULLETIN – 15th NOVEMBER 2020

Active COVID-19 Cases as on 15th November: 29,314

S. No	Subject	Number
1	Total COVID-19 Cases till 14 th November	4,28,498
2	New COVID-19 Cases on 15 th November	3,053
3	Total COVID-19 Cases till 15th November (1+2)	4,31,551
4	Total Discharged	3,94,576 (+4,480)
5	Total Deaths as on 15 th November*	7,661 (+51)
6	Active COVID-19 Cases as on 15th November	29,314 (-1,478)
7	Discharge Rate (4/3)	91.43%

Note: All figures updated till 9AM, 15th November

#Daily increase/decrease with respect to previous day is shown as (+/-)

*Complete analysis can be referred from **Section X**, (Page no. 5)

S. No	Subject	Number
1	Samples Tested till 14 th November	51,80,139
2	Samples Tested on 15 th November	38,658
3	Total Number of Samples Tested till 15th November (1+2)	52,18,797
4	Tests per Million population	57,987
5	% of Positive Cases out of Samples Tested	8.27%
6	Total Testing Laboratories*	95
7	Testing Laboratories added this week	0
8	Testing Laboratories pending approval	1

*Detailed breakup of these laboratories is given on **Page 4 and Page 5**

S. No	Subject	Number
1	Total Number of Hospitals dedicated for treating COVID-19	101
2	Total Number of Govt. Hospitals dedicated for treating COVID-19	44
3	Total Number of Pvt. Hospitals requisitioned for treating COVID-19	57
4	Total Number of earmarked COVID-19 Beds	13,508
5	% Occupancy in COVID Beds	29.97%
6	Total ICU/HDU Beds in the COVID Hospitals	1,809
7	Total Number of Ventilators in the COVID Hospitals	1090

Home Quarantine		
1	Total Home Quarantined People	9,79,101
2	Total number of people currently in Home Quarantine	94,492
3	Total number of people released from Home Quarantine	8,84,609
Safe Homes		
1	Total Number of Safe Homes	200
2	Total Number of Beds in Safe Homes	11,507
3	Total Number of Patients in Safe Homes currently	1,187



Department of Health & Family Welfare Govt. of West Bengal

WEST BENGAL COVID-19 HEALTH BULLETIN – 15th NOVEMBER 2020

V

DISTRICT SNAPSHOT#

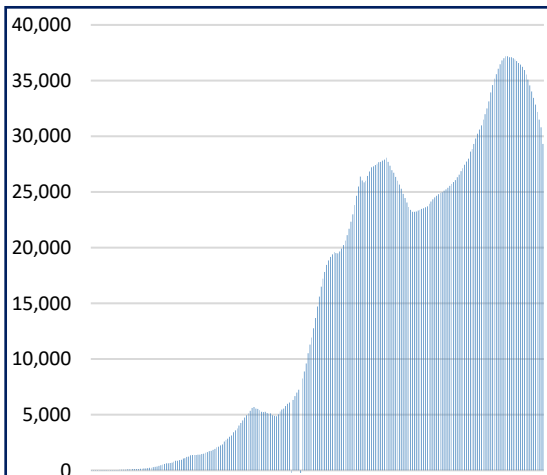
1	2	3	4	5	6 = 3-4-5	7
S. No	District	Total Cases	Total Discharged	Total Deaths	Total Active Cases	Last Reported Case
1	Alipurduar	6,872 ⁺²⁵	6,667 ⁺³³	80	125 ⁻⁸	14- Nov
2	Coochbehar	9,904 ⁺⁴⁷	9,162 ⁺¹⁰⁸	57	685 ⁻⁶¹	14- Nov
3	Darjeeling	13,561 ⁺¹³³	12,426 ⁺¹⁸⁶	157 ⁺²	978 ⁻⁵⁵	14- Nov
4	Kalimpong	1,603 ⁺²	1,557 ⁺²⁶	19	27 ⁻²⁴	14- Nov
5	Jalpaiguri	10,769 ⁺¹¹³	9,830 ⁺¹¹¹	111 ⁺¹	828 ⁺¹	14- Nov
6	Uttar Dinajpur	5,360 ⁺⁴⁵	4,957 ⁺⁵⁷	55	348 ⁻¹²	14- Nov
7	Dakshin Dinajpur	7,478 ⁺¹⁸	7,145 ⁺⁶⁰	55	278 ⁻⁴²	14- Nov
8	Malda	10,800 ⁺²⁶	10,184 ⁺⁹⁷	92 ⁺¹	524 ⁻⁷²	14- Nov
9	Murshidabad	9,964 ⁺⁷⁸	9,256 ⁺¹⁰³	108	600 ⁻²⁵	14- Nov
10	Nadia	15,070 ⁺¹⁵⁴	13,802 ⁺²⁷⁰	193 ⁺³	1,075 ⁻¹¹⁹	14- Nov
11	Birbhum	7,197 ⁺⁶²	6,629 ⁺⁹²	64 ⁺¹	504 ⁻³¹	14- Nov
12	Purulia	5,711 ⁺¹⁵	5,530 ⁺⁴⁴	34	147 ⁻²⁹	14- Nov
13	Bankura	8,966 ⁺³⁸	8,486 ⁺¹⁰⁹	84	396 ⁻⁷¹	14- Nov
14	Jhargram	2,214 ⁺²³	2,063 ⁺³²	13	138 ⁻⁹	14- Nov
15	Paschim Medinipur	16,809 ⁺⁹²	15,426 ⁺²⁵⁷	238	1,145 ⁻¹⁶⁵	14- Nov
16	Purba Medinipur	16,953 ⁺⁶⁸	15,593 ⁺¹⁷³	217 ⁺¹	1,143 ⁻¹⁰⁶	14- Nov
17	Purba Bardhaman	9,097 ⁺⁶⁷	8,494 ⁺⁹²	78	525 ⁻²⁵	14- Nov
18	Paschim Bardhaman	11,822 ⁺⁶⁹	10,923 ⁺¹⁰⁸	113	786 ⁻³⁹	14- Nov
19	Howrah	28,463 ⁺¹³⁸	26,445 ⁺²³⁵	809 ⁺⁶	1,209 ⁻¹⁰³	14- Nov
20	Hooghly	21,764 ⁺²⁴³	19,593 ⁺²⁸⁷	369 ⁺⁴	1,802 ⁻⁴⁸	14- Nov
21	North 24 Parganas	88,765 ⁺⁷⁰¹	79,757 ⁺⁸²⁹	1,780 ⁺¹¹	7,228 ⁻¹³⁹	14- Nov
22	South 24 Parganas	28,319 ⁺¹⁸³	26,260 ⁺²⁹⁹	511 ⁺³	1,548 ⁻¹¹⁹	14- Nov
23	Kolkata	94,024 ⁺⁷¹³	84,328 ⁺⁸⁷²	2,421 ⁺¹⁸	7,275 ⁻¹⁷⁷	14- Nov
24	Other State	66	63	3	0	6-June
TOTAL		4,31,551^{+3,053}	3,94,576^{+4,480}	7,661⁺⁵¹	29,314^{-1,478}	

#District Wise data is subject to verification and may change

#Daily increase/decrease with respect to previous day is in superscript as +/- (Eg: +4)

VI

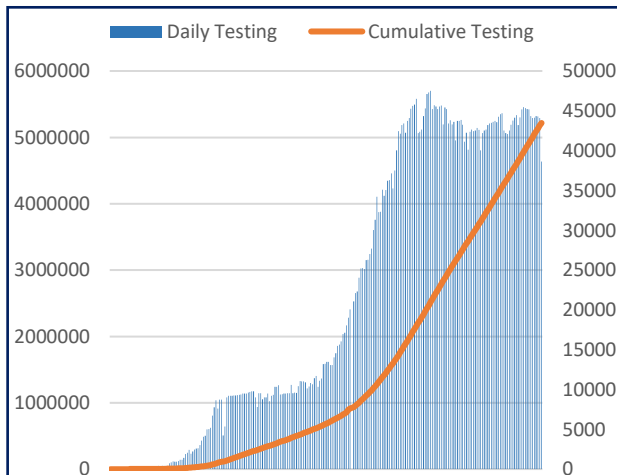
DAILY CUMULATIVE ACTIVE COVID-19 CASES



17th March to 15th Nov

VII

SAMPLES TESTED (Daily and Cumulative)



17th March to 15th Nov



Department of Health & Family Welfare
Govt. of West Bengal

WEST BENGAL COVID-19 HEALTH BULLETIN – 15th NOVEMBER 2020

VIII

UNIT WISE EQUIPMENT SUPPLY (CUMULATIVE)

S. No.	Unit Name	PPE	N95/FFP2	Regular Masks		Gloves	Sanitizer (In ltr.)
				Reusable Mask	Disposable Mask		
1	Alipurduar	17,800	24,250	13,400	97,900	70,200	4,542.0
2	Bankura	42,450	42,200	27,300	1,56,050	1,01,200	6,948.0
3	Birbhum	35,150	24,300	32,400	92,050	44,700	5,521.0
4	Bishnupur HD	13,350	29,100	54,600	1,19,250	1,08,200	5,611.0
5	Coochbehar	32,100	26,450	26,700	41,100	7,200	4,354.0
6	Dakshin Dinajpur	19,400	18,650	21,500	1,17,600	77,200	4,921.0
7	Darjeeling	48,250	47,650	22,900	32,200	10,700	4,298.0
8	Diamond Harbour HD	39,250	30,300	28,000	1,04,550	96,500	3,734.0
9	Hooghly	58,370	47,750	47,000	1,67,200	1,34,100	10,641.0
10	Howrah	1,07,450	68,500	63,780	1,92,050	2,07,200	6,331.0
11	Jalpaiguri	33,800	33,600	45,300	1,08,000	51,200	5,563.0
12	Jhargram	13,250	13,100	24,890	54,050	51,200	4,093.0
13	Kalimpong	20,150	20,900	19,000	66,050	31,200	4,070.5
14	Malda	25,600	22,200	26,000	83,100	91,700	7,051.0
15	Murshidabad	32,333	47,880	47,200	1,43,100	1,24,200	10,080.0
16	Nadia	56,570	35,240	36,800	1,42,050	1,25,700	5,231.0
17	North 24 Parganas	92,800	67,740	31,440	1,84,000	98,700	7,133.5
18	Basirhat HD	42,820	42,230	32,280	1,41,050	1,55,000	5,097.0
19	Paschim Bardhaman	35,850	32,100	17,580	1,13,000	1,09,900	1,707.0
20	Paschim Medinipur	32,450	43,300	41,090	1,51,050	1,33,700	6,935.0
21	Purba Bardhaman	55,650	48,200	26,800	1,32,550	1,28,700	9,043.0
22	Purba Medinipur	50,050	36,700	33,220	79,050	82,100	1,731.0
23	Nandigram HD	15,750	30,100	30,640	1,17,550	76,200	6,829.0
24	Purulia	47,950	32,100	52,700	1,43,050	1,13,700	7,121.0
25	Rampurhat HD	23,650	28,000	30,300	59,550	66,500	5,437.0
26	South 24 Parganas	52,450	32,100	33,400	1,02,250	94,400	2,141.0
27	Uttar Dinajpur	35,750	42,050	43,600	1,10,050	1,18,700	5,653.0
28	Bankura S MC&H	18,500	41,650	10,200	1,73,500	1,70,400	2,660.0
29	Coochbehar MC&H	13,800	13,900	14,600	50,500	77,500	2,792.0
30	NB MC&H	39,350	90,500	20,000	2,17,200	2,05,500	7,590.0
31	Diamond Harbour MC&H	13,300	20,700	10,100	1,39,500	1,41,500	3,398.0
32	Malda MC&H	18,800	67,100	13,100	1,78,500	1,97,500	5,318.0
33	Murshidabad MC&H	30,130	65,950	14,600	1,19,000	1,72,500	1,940.0
34	Bardhaman MC&H	23,900	34,100	17,500	1,67,500	1,94,500	2,998.0
35	Medinipur MC&H	51,800	68,200	34,100	2,41,500	1,72,000	10,698.0
36	Purulia MC&H	13,300	19,900	51,600	99,500	1,06,000	4,098.0
37	Rampurhat MC&H	20,900	23,400	17,600	38,000	61,500	9,648.0
38	Raiganj MC&H	14,100	11,900	13,100	50,000	71,000	1,890.0
39	JNM MC&H	17,400	20,000	24,000	45,000	40,000	2,472.0
40	Sagar Dutta MC&H	57,520	79,330	17,600	1,53,550	1,73,000	7,078.0
41	ID & BG Hospital	45,050	56,800	20,600	96,100	73,500	2,671.0
42	RG Kar MCH	40,850	61,000	15,800	2,75,050	2,91,200	6,607.0
43	NRS MCH	60,250	83,000	30,800	1,94,550	1,85,200	4,390.0
44	IPGMER & SSKMH	98,900	1,06,590	66,600	4,00,050	3,89,500	13,717.0
45	Medical College, Kolkata	1,42,450	1,28,000	20,800	2,82,050	3,52,500	7,912.0
46	CNMCH	51,350	47,800	23,150	1,33,500	99,500	3,472.0
47	Other Govt Dept/Institutions	3,99,601	3,59,695	2,07,888	9,74,601	9,42,402	51,400.3
48	Stock in hand-In Transit	3,71,568	5,83,835	7,93,801	1,607	1,508	35,223.9
TOTAL		26,23,262	29,50,040	23,47,359	70,80,208	66,28,210	3,39,790.2

*In addition to State supply, local procurement is also done.



Department of Health & Family Welfare Govt. of West Bengal

WEST BENGAL COVID-19 HEALTH BULLETIN – 15th NOVEMBER 2020

IX

DETAILS OF TESTING LABS

S. No.	Name of Testing Lab	Samples Tested	Method of Testing	Functional WEF
1	NICED	1,36,703	RT-PCR	Since Beginning
2	SSKM	1,95,909	RT-PCR	17-Mar
3	Medinipur MCH	1,35,475	RT-PCR	24-Mar
4	North Bengal MCH	2,18,917	RT-PCR	29-Mar
5	School of Tropical Medicine	1,51,530	RT-PCR	01-Apr
6	Apollo Hospital	28,275	RT-PCR	06-Apr
7	Tata Medical Centre	14,944	RT-PCR	06-Apr
8	Malda MCH	1,48,884	RT-PCR	08-Apr
9	Dr. Lal Pathlab	1,46,389	RT-PCR	17-Apr
10	Command Hospital	21,369	RT-PCR	17-Apr
11	CNCI	14,322	RT-PCR	22-Apr
12	RG Kar MCH	1,56,602	RT-PCR	24-Apr
13	SURAKSHA	88,591	RT-PCR	24-Apr
14	Murshidabad MCH	1,10,319	RT-PCR	26-Apr
15	Peerless	34,922	RT-PCR	30-Apr
16	Burdwan MCH	1,09,845	RT-PCR	06-May
17	MCH Kolkata	73,843	RT-PCR	08-May
18	NRS MCH	73,896	RT-PCR	12-May
19	Sanaka Hospitals	82,802	RT-PCR	12-May
20	Medica Hospital	80,658	RT-PCR	15-May
21	Bankura MCH	94,538	RT-PCR	22-May
22	Suri DH	80,748	RT-PCR	22-May
23	Coochbehar GMCH	77,546	RT-PCR	06-Jun
24	COMJNM Kalyani	1,05,810	RT-PCR	10-Jun
25	Desun Hospital	3,348	RT-PCR	17-Jun
26	RN Tagore Hospital	15,183	RT-PCR	24-Jun
27	Raigunj MCH	53,788	RT-PCR	26-Jun
28	Jagannath Gupta Institute of Medical Sciences	2,613	RT-PCR	06-Jul
29	ESI-Postgraduate Institute of Medical Science and Research	5,204	RT-PCR	16-Jul
30	Remedy Lifecare, Kolkata	5,907	RT-PCR	21-Jul
31	AMRI Dhakuria	25,707	RT-PCR	19-May
32	Rampurhat MCH	40,368	RT-PCR	19-May
33	CNMCH	33,213	RT-PCR	20-May
34	DH GMCH	57,894	RT-PCR	20-May
35	COMSDH	29,018	RT-PCR	27-May
36	Purulia Govt. MCH	46,873	RT-PCR	03-Jun
37	SRL Lab	42,607	RT-PCR	18-Jun
38	Probe diagnostics	8,348	RT-PCR	14-Aug
39	Pulse Diagnostics	13,627	RT-PCR	12-Sept
40	RB Diagnostic Kolkata	9,679	RT-PCR	20-Sept
41	Purba Medinipur DH	6,038	RT-PCR	24-Sept
42	B.P. Poddar Hospital & Medical Research Ltd	216	RT-PCR	27-Oct
43	Swastik Clinic & Seva Sadan Pvt. Ltd., Birbhum	44	RT-PCR	27-Oct
44	Repromed Diagnostic Ltd	1,716	RT-PCR	24-Sept
45	Gouri Devi Institute of Medical Sciences and Hospital	72	RT-PCR	7-Nov
46	AMRI Salt Lake	9,251	CBNAAT	01-May
47	CMRI	7,769	CBNAAT	13-May
48	Asansol DH	1,890	TRUENAT	19-May

Note: Average tests per CBNAAT and TRUENAT machines are 32 per day and 16 per day respectively



Department of Health & Family Welfare Govt. of West Bengal

WEST BENGAL COVID-19 HEALTH BULLETIN – 15th NOVEMBER 2020

IX

DETAILS OF TESTING LABS

S. No.	Name of Testing Lab	Samples Tested	Method of Testing	Functional WEF
49	Jhargram DH	2,062	TRUENAT	19-May
50	Falakata SSH	3,203	TRUENAT	20-May
51	Balurghat DH	2,063	TRUENAT	22-May
52	Serampore DH	1,104	TRUENAT	25-May
53	Uluberia SSH	1,538	TRUENAT	27-May
54	Jangipur SDH	1,374	TRUENAT	27-May
55	Egra SDH	524	TRUENAT	27-May
56	MR Bangur Hospital	398	TRUENAT	28-May
57	Chanchal SDH	556	TRUENAT	28-May
58	Biswa Bangla Krirangan COVID Hospital	62,613	TRUENAT	31-May
59	Woodlands	3,978	CBNAAT	11-Jun
60	Alipurduar DH	1,542	TRUENAT	16-Jun
61	Basirhat DH	302	TRUENAT	19-Jun
62	Anandaloke Sonoscan, Siliguri	2,742	TRUENAT	27-Jun
63	Gangarampur SDH	970	CBNAAT	16-Jul
64	Contai SDH	286	TRUENAT	20-Jul
65	ILS hospital	1,281	TRUENAT	25-Jul
66	Uttar Latabari DH	87	TRUENAT	04-Aug
67	Nandigram SSH/DH	765	TRUENAT	04-Aug
68	Panskura Hospital	304	TRUENAT	06-Aug
69	Chittaranjan Seva Sadan Hospital	1,426	TRUENAT	10-Aug
70	Dr. PK Saha Hospital, Coochbihar	1,990	TRUENAT	11-Aug
71	Salt Lake SDH	530	TRUENAT	13-Aug
72	Charnock Hospital	2,081	TRUENAT	14-Aug
73	Gabberia SGH	93	TRUENAT	15-Aug
74	Spandan Disgnostic Center	4,122	TRUENAT	16-Aug
75	Kakdwip SSH	147	TRUENAT	17-Aug
76	Mal SSH	59	TRUENAT	18-Aug
77	Howrah DH	116	TRUENAT	21-Aug
78	Sagardighi SSH	190	TRUENAT	2-Sept
79	Domkal SSH	134	TRUENAT	6-Sept
80	Udaynarayanpur SGH Howrah	30	TRUENAT	7- Sept
81	GD Hospital & Diabetes Institute, Howrah	541	CBNAAT	8-Sept
82	Nightingale Diagnostic & Medicare Centre	787	TRUENAT	12-Sept
83	Bhagirathi Neotia Woman * Child Care Centre	146	CBNAAT	16-Sept
84	Krishnanagar DTC	41	TRUENAT	29-Sept
85	Mission Hospital, Durgapur	2,147	TRUENAT	29-Sept
86	Medinova, Kolkata	1,055	TRUENAT	1-Oct
87	Specialist Clinic & Diagnostic, Barasat	365	TRUENAT	1-Oct
88	MSS Bansal Medical, Kolkata	1,418	TRUENAT	2-Oct
89	TLJ, SGH, Howrah	14	TRUENAT	2-Oct
90	Narayan Memorial Hospital, Kolkata	110	TRUENAT	2-Oct
91	Kalimpong DH	206	TRUENAT	6-Oct
92	Mirik BPHC, Darjeeling	43	TRUENAT	9-Oct
93	Barjore SSH, Bankura	59	TRUENAT	11-Oct
94	Darjeeling DH	65	TRUENAT	11-Oct
95	Metropolis Kolkata	10	TRUENAT	14-Oct
96	<i>Antigen Test done within the State</i>	21,99,244	-	-
97	<i>Samples Tested in Labs Outside the State</i>	1,10,726	RT-PCR	-
TOTAL		52,18,797		

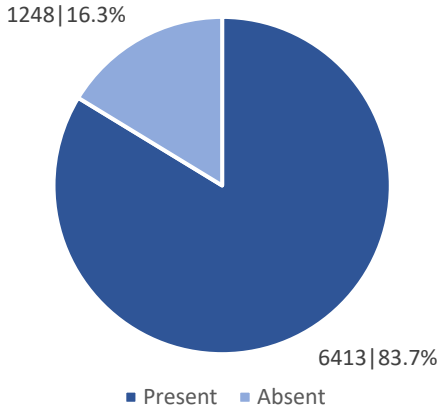
Note: Average tests per CBNAAT and TRUENAT machines are 32 per day and 16 per day respectively



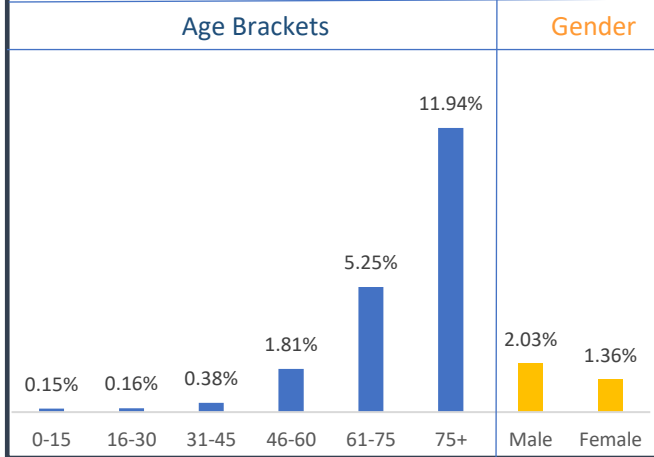
WEST BENGAL COVID-19 HEALTH BULLETIN – 15th NOVEMBER 2020

X

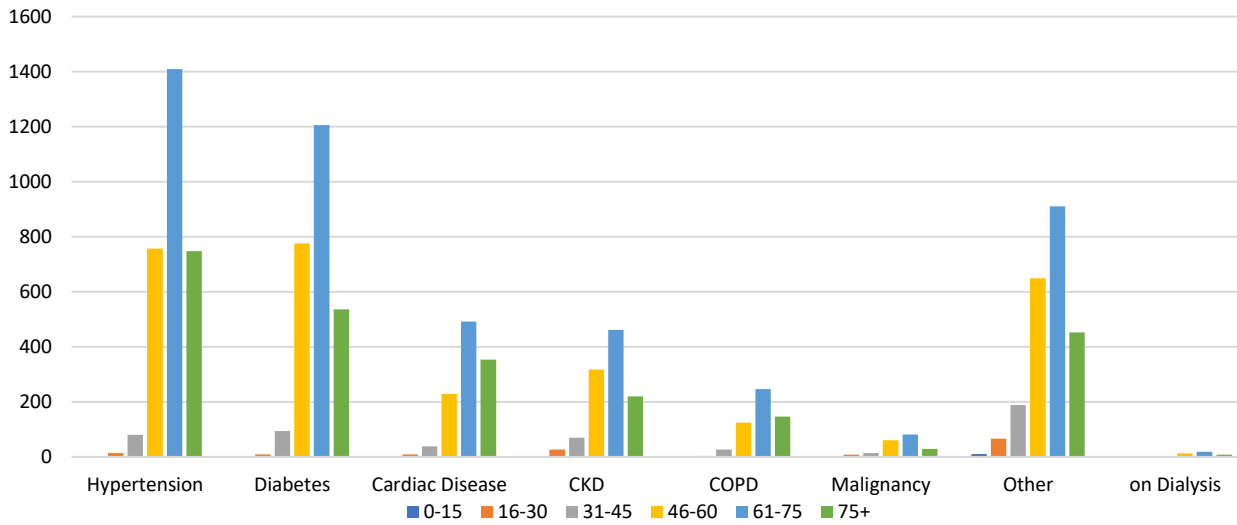
Comorbidity Status in Deceased Cases (n=7,661)



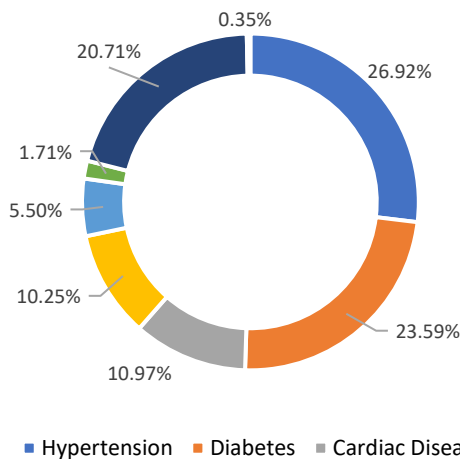
Fatality Rate in Respective Age Brackets & Gender Group



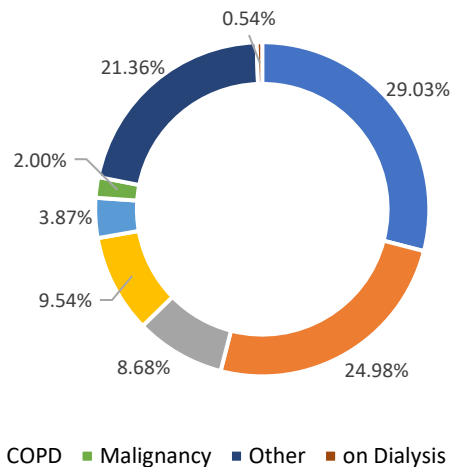
Age Group Wise Comorbidities Among Deceased



Share of Comorbidities in Male



Share of Comorbidities in Female



FATALITY ANALYSIS



Department of Health & Family Welfare Govt. of West Bengal

WEST BENGAL COVID-19 HEALTH BULLETIN – 15th NOVEMBER 2020

XI
EQUIPMENT SUPPLY

S. No	Equipment	Ordered by State Govt.	Received Yesterday	Total Received by State Govt.	Order Pending
1	PPEs	29.10 L	6,000	25.52 L	3.58 L
2	N95/FFP2 Masks	36.20 L	20,000	28.54 L	7.66 L
3	Regular Masks	79.50 L	25,000	74.00 L	5.50 L
4	Hand Sanitizers (In Ltrs.)	3.61 L	1,000	3.22 L	0.39 L
5	Gloves	64.50 L	20,000	63.15 L	1.35 L
6	Thermal Guns	20,000	NIL	20,000	NIL

XII
DEDICATED COVID-19 HELPLINE (24 X 7)

1. Dedicated COVID-19 Helpline : **1800 313 444 222**
2. Direct Telemedicine Line : **033 23576001**
3. Ambulance Service : **033 40902929**
4. COVID Telemedicine App "[Covid Telemedicine WB](#)" on Google Play Store
 - These services include allocation of beds in Govt. hospitals and Safe Homes
 - Telemedicine for citizens at large and those in home isolation
 - Ambulance service includes guidance and provision of Govt. ambulance
5. Tele-Psychological counselling services have started since August 1st, 2020.

General Queries

1	A	Total Queries addressed in last 24 hours	3,219
	B	Total Queries addressed till 14 th November	14,06,612

Telemedicine

2	A	Total consultations given in last 24 hours	3,367
	B	Total consultations given till 14 th November	4,46,549

Ambulance Services

3	A	Ambulances assigned in last 24 hours	467
	B	Total calls received in last 24 hours	471

Tele-Psychological Counselling

4	A	Counselling given in last 24 hours	2,831
	B	Counselling given till 14 th November	1,43,400

State Government Interventions :

- Weekly death rate is 1.48% .Both death rate and Infection rate are showing a downward trend.
- Additional 1974 Oxygenated beds and 805 ICU/HDU beds will be added within November 2020
- Status of availability of beds for COVID positive patients in government and private hospitals is available at Health & FW Department's website: www.wbhealth.gov.in
- Safe Homes : An initiative by the Government of West Bengal for care and treatment of asymptomatic/mild symptomatic COVID patients for whom home isolation is not possible /advisable
- As per State Government advisory Satellite Health Facilities are being developed by private hospitals in close vicinity of their hospitals as separate health facility for treatment of asymptomatic/mild symptomatic COVID patients. This intervention is expected to free beds in the hospitals for serious patients.

All the guidelines and orders relating to Covid-19 are posted on www.wbhealth.gov.in

You can follow us on :

Facebook at: <https://www.facebook.com/wbdhfw/>

Twitter at: <https://twitter.com/wbdhfw>