



# Department of Health & Family Welfare Govt. of West Bengal

## WEST BENGAL COVID-19 HEALTH BULLETIN – 15<sup>th</sup> JUNE 2021

### Active COVID-19 Cases as on 15<sup>th</sup> June: 20,046

S. No	Subject	Number
1	Total COVID-19 Cases till 14 <sup>th</sup> June	14,64,776
2	New COVID-19 Cases on 15 <sup>th</sup> June	3,268
<b>3</b>	<b>Total COVID-19 Cases till 15<sup>th</sup> June (1+2)</b>	<b>14,68,044</b>
4	Total Discharged	14,30,949 (+2,068)
5	Total Deaths as on 15 <sup>th</sup> June*	17,049 (+75)
<b>6</b>	<b>Active COVID-19 Cases as on 15<sup>th</sup> June</b>	<b>20,046 (+1,125)</b>
7	Discharge Rate (4/3)	97.47%

**Note:** All figures updated till 9AM, 15<sup>th</sup> June

#Daily increase/decrease with respect to previous day is shown as (+/-)

\*Complete analysis can be referred from **Section XI**, (Page no. 6)

S. No	Subject	Number
1	Samples Tested till 14 <sup>th</sup> June	1,33,50,084
2	Samples Tested on 15 <sup>th</sup> June	55,645
<b>3</b>	<b>Total Number of Samples Tested till 15<sup>th</sup> June (1+2)</b>	<b>1,34,05,729</b>
<b>4</b>	<b>Positivity Rate as on 15<sup>th</sup> June</b>	<b>5.87%</b>
5	Tests per Million population	1,48,953
6	Total Testing Laboratories*	121
7	Testing Laboratories added this week	1
8	Testing Laboratories pending approval	1

\*Detailed breakup of these laboratories is given on **Page 4 and Page 5**

S. No	Subject	Number
1	Total Number of Hospitals dedicated for treating COVID-19	235
2	Total Number of Govt. Hospitals dedicated for treating COVID-19	194
3	Total Number of Pvt. Hospitals requisitioned for treating COVID-19	41
4	Total Number of earmarked COVID-19 Beds	24,796
5	% Occupancy in COVID Beds	15.12%
6	Total ICU/HDU Beds in the COVID Hospitals	3,612
7	Total Number of Ventilators in the COVID Hospitals	1,298

Home Isolation		
1	Total number of people currently in Home Isolation	13,610
Safe Homes		
1	Total Number of Safe Homes	200
2	Total Number of Beds in Safe Homes	11,507
3	Total Number of Patients in Safe Homes currently	1,289

S. No	Subject	Number
1	Total Number of people vaccinated on 15 <sup>th</sup> June	1,99,133
2	First Dose on 15 <sup>th</sup> June	1,50,123
3	Second Dose on 15 <sup>th</sup> June	49,010
4	Cumulative Vaccination till 15 <sup>th</sup> June	1,78,27,775
5	Cumulative Vaccination First Dose	1,37,74,545
6	Cumulative Vaccination Second Dose	40,53,230



# Department of Health & Family Welfare Govt. of West Bengal

## WEST BENGAL COVID-19 HEALTH BULLETIN – 15<sup>th</sup> JUNE 2021

### VI

#### DISTRICT SNAPSHOT#

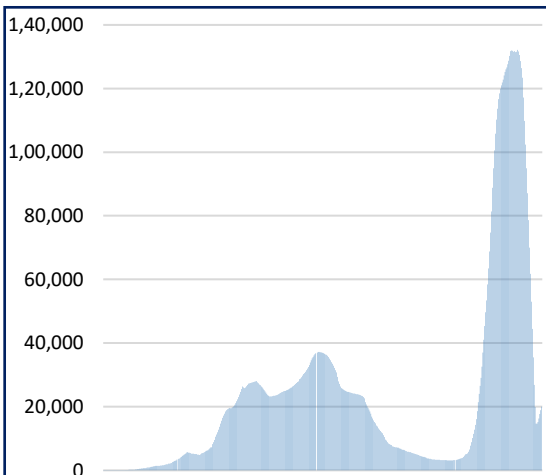
1	2	3	4	5	6 = 3-4-5	7
S. No	District	Total Cases	Total Discharged	Total Deaths	Total Active Cases	Last Reported Case
1	Alipurduar	13,741 <sup>+42</sup>	13,160 <sup>+49</sup>	94	487 <sup>-7</sup>	14-Jun-21
2	Coochbehar	24,534 <sup>+129</sup>	23,480 <sup>+87</sup>	87	967 <sup>+42</sup>	14-Jun-21
3	Darjeeling	47,989 <sup>+182</sup>	46,307 <sup>+129</sup>	416 <sup>+3</sup>	1,266 <sup>+50</sup>	14-Jun-21
4	Kalimpong	5,336 <sup>+21</sup>	5,150 <sup>+17</sup>	37	149 <sup>+4</sup>	14-Jun-21
5	Jalpaiguri	36,201 <sup>+196</sup>	34,617 <sup>+116</sup>	458 <sup>+2</sup>	1,126 <sup>+78</sup>	14-Jun-21
6	Uttar Dinajpur	18,618 <sup>+73</sup>	18,096 <sup>+32</sup>	216	306 <sup>+41</sup>	14-Jun-21
7	Dakshin Dinajpur	16,258 <sup>+22</sup>	15,883 <sup>+26</sup>	161 <sup>+1</sup>	214 <sup>-5</sup>	14-Jun-21
8	Malda	32,281 <sup>+9</sup>	31,913 <sup>+24</sup>	181	187 <sup>-15</sup>	14-Jun-21
9	Murshidabad	33,150 <sup>+7</sup>	32,701 <sup>+18</sup>	314	135 <sup>-11</sup>	14-Jun-21
10	Nadia	65,970 <sup>+169</sup>	64,231 <sup>+138</sup>	572 <sup>+6</sup>	1,167 <sup>+25</sup>	14-Jun-21
11	Birbhum	39,675 <sup>+17</sup>	39,183 <sup>+28</sup>	274 <sup>+1</sup>	218 <sup>-12</sup>	14-Jun-21
12	Purulia	18,917 <sup>+22</sup>	18,729 <sup>+8</sup>	111	77 <sup>+14</sup>	14-Jun-21
13	Bankura	32,106 <sup>+117</sup>	31,153 <sup>+81</sup>	250 <sup>+1</sup>	703 <sup>+35</sup>	14-Jun-21
14	Jhargram	9,501 <sup>+75</sup>	9,093 <sup>+27</sup>	24	384 <sup>+48</sup>	14-Jun-21
15	Paschim Medinipur	46,469 <sup>+229</sup>	44,985 <sup>+97</sup>	448	1,036 <sup>+132</sup>	14-Jun-21
16	Purba Medinipur	55,517 <sup>+313</sup>	53,340 <sup>+137</sup>	352	1,825 <sup>+176</sup>	14-Jun-21
17	Purba Bardhaman	38,118 <sup>+76</sup>	37,421 <sup>+64</sup>	159 <sup>+1</sup>	538 <sup>+11</sup>	14-Jun-21
18	Paschim Bardhaman	54,847 <sup>+80</sup>	54,123 <sup>+43</sup>	331 <sup>+3</sup>	393 <sup>+34</sup>	14-Jun-21
19	Howrah	91,154 <sup>+217</sup>	88,361 <sup>+138</sup>	1,433 <sup>+9</sup>	1,360 <sup>+70</sup>	14-Jun-21
20	Hooghly	78,088 <sup>+172</sup>	76,066 <sup>+129</sup>	821 <sup>+2</sup>	1,201 <sup>+41</sup>	14-Jun-21
21	North 24 Parganas	3,12,003 <sup>+465</sup>	3,04,611 <sup>+338</sup>	4,316 <sup>+23</sup>	3,076 <sup>+104</sup>	14-Jun-21
22	South 24 Parganas	92,509 <sup>+265</sup>	89,934 <sup>+135</sup>	1,203 <sup>+2</sup>	1,372 <sup>+128</sup>	14-Jun-21
23	Kolkata	3,04,996 <sup>+370</sup>	2,98,349 <sup>+207</sup>	4,788 <sup>+21</sup>	1,859 <sup>+142</sup>	14-Jun-21
24	Other State	66	63	3	0	6-Jun-20
<b>TOTAL</b>		<b>14,68,044<sup>+3,268</sup></b>	<b>14,30,949<sup>+2,068</sup></b>	<b>17,049<sup>+75</sup></b>	<b>20,046<sup>+1,125</sup></b>	

#District Wise data is subject to verification and may change

#Daily increase/decrease with respect to previous day is in superscript as +/- (Eg: +4)

### VII

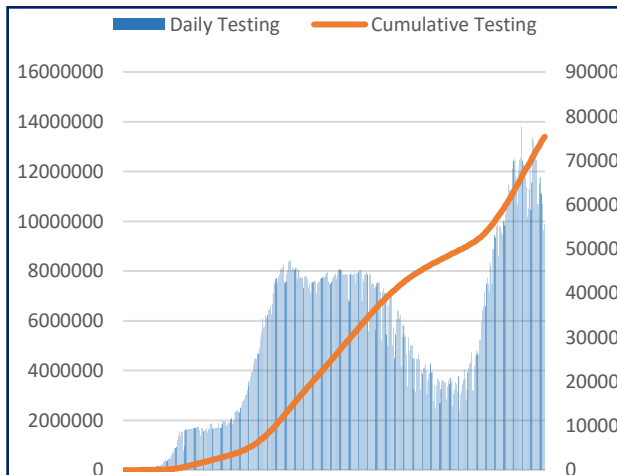
#### DAILY CUMULATIVE ACTIVE COVID-19 CASES



17<sup>th</sup> March 2020 to 15<sup>th</sup> June 2021

### VIII

#### SAMPLES TESTED (Daily and Cumulative)



17<sup>th</sup> March 2020 to 15<sup>th</sup> June 2021



Department of Health & Family Welfare  
Govt. of West Bengal

WEST BENGAL COVID-19 HEALTH BULLETIN – 15<sup>th</sup> JUNE 2021

IX

UNIT WISE EQUIPMENT SUPPLY (CUMULATIVE)

S. No.	Unit Name	PPE	N95/FFP2	Regular Masks		Gloves	Sanitizer (In ltr.)
				Reusable Mask	Disposable Mask		
1	Alipurduar	17,800	26,250	13,400	1,00,900	89,475	5,092
2	Bankura	46,717	57,116	31,400	66,550	1,57,900	9,061
3	Birbhum	36,150	28,300	32,400	96,050	49,700	6,910
4	Bishnupur HD	15,350	38,449	55,602	32,468	1,66,536	4,000
5	Coochbehar	33,600	29,450	29,200	1,36,375	89,109	6,449
6	Dakshin Dinajpur	20,400	19,650	21,500	1,21,600	1,08,700	5,280
7	Darjeeling	90,411	95,347	22,900	3,44,239	2,54,975	3,656
8	Diamond Harbour HD	52,726	56,013	33,267	1,85,720	1,92,465	9,750
9	Hooghly	82,150	69,983	59,497	3,95,100	46,782	18,211
10	Howrah	1,25,265	91,432	66,580	4,10,165	27,842	11,339
11	Jalpaiguri	34,800	41,754	45,550	1,51,038	2,80,550	8,318
12	Jhargram	19,715	16,520	24,890	69,100	1,32,000	5,468
13	Kalimpong	21,150	23,245	19,800	1,31,992	1,62,649	4,884
14	Malda	26,100	23,200	26,000	87,100	97,700	7,151
15	Murshidabad	36,594	62,202	56,900	7,89,737	1,15,350	5,867
16	Nadia	72,470	55,389	37,100	1,49,050	1,84,300	11,481
17	North 24 Parganas	1,12,000	1,02,594	44,140	9,36,465	3,00,000	11,675
18	Basirhat HD	44,320	59,020	35,636	1,74,000	2,61,150	7,094
19	Paschim Bardhaman	37,850	35,100	17,780	1,21,000	1,21,900	2,257
20	Paschim Medinipur	42,226	61,566	49,858	2,68,357	1,72,335	7,885
21	Purba Bardhaman	65,800	60,100	27,100	1,36,550	1,58,800	11,064
22	Purba Medinipur	54,550	52,030	33,220	4,24,050	74,532	20,481
23	Nandigram HD	18,750	38,026	30,640	1,21,050	1,01,000	8,244
24	Purulia	50,450	36,245	52,700	1,48,550	1,21,700	7,421
25	Rampurhat HD	24,150	29,000	30,300	62,050	76,650	5,637
26	South 24 Parganas	57,450	41,498	88,488	3,32,050	1,41,395	7,084
27	Uttar Dinajpur	35,750	43,550	68,314	2,01,900	3,18,500	9,246
28	Bankura S MC&H	21,415	55,773	10,200	1,99,384	2,94,296	7,428
29	Coochbehar MC&H	13,800	14,900	14,600	58,700	2,71,000	3,442
30	NB MC&H	40,350	1,03,500	20,000	2,24,200	2,46,500	8,390
31	Diamond Harbour MC&H	14,089	32,255	10,100	1,47,750	1,83,050	5,503
32	Malda MC&H	18,800	86,900	13,100	1,88,500	2,58,500	7,708
33	Murshidabad MC&H	31,848	96,364	16,601	1,80,950	72,600	8,390
34	Bardhaman MC&H	23,900	35,377	17,500	1,21,281	3,32,000	6,329
35	Medinipur MC&H	56,400	89,015	38,595	63,350	2,12,595	5,345
36	Purulia MC&H	13,300	24,108	51,600	49,300	1,66,548	12,715
37	Rampurhat MC&H	21,400	40,232	17,600	40,000	88,500	10,048
38	Raiganj MC&H	14,100	13,059	13,100	56,500	87,000	2,246
39	JNM MC&H	93,600	1,47,600	24,000	1,87,000	2,90,500	4,000
40	Sagar Dutta MC&H	93,600	1,47,600	17,600	1,87,000	2,90,500	4,000
41	ID & BG Hospital	57,000	81,500	29,000	1,01,100	1,49,000	4,950
42	RG Kar MCH	40,850	76,822	15,800	3,01,050	80,728	8,664
43	NRS MCH	69,922	1,23,519	32,729	2,15,550	2,93,700	7,276
44	IPGMER & SSKMH	98,900	1,33,800	68,500	47,049	4,99,500	18,167
45	Medical College, Kolkata	1,87,142	1,92,649	22,577	53,528	43,500	10,732
46	CNMCH	52,350	55,500	23,150	1,33,500	2,69,700	3,672
47	Other Govt Dept/Institutions	6,13,937	8,96,504	4,22,532	13,16,040	17,29,678	1,14,209
48	Stock in hand-In Transit	2,50,865	19,85,034	5,14,313	14,05,270	14,09,820	77,569
<b>TOTAL</b>		<b>31,02,262</b>	<b>57,25,040</b>	<b>24,47,359</b>	<b>1,14,70,208</b>	<b>1,12,73,210</b>	<b>5,51,789</b>

\*In addition to State supply, local procurement is also done.



# Department of Health & Family Welfare Govt. of West Bengal

## WEST BENGAL COVID-19 HEALTH BULLETIN – 15<sup>th</sup> JUNE 2021

X

DETAILS OF TESTING LABS

S. No.	Name of Testing Lab	Samples Tested	Method of Testing	Functional WEF
1	NICED	2,76,688	RT-PCR	Since Beginning
2	SSKM	3,80,909	RT-PCR	17-Mar-20
3	Medinipur MCH	2,14,554	RT-PCR	24-Mar-20
4	North Bengal MCH	4,64,319	RT-PCR	29-Mar-20
5	School of Tropical Medicine	2,87,296	RT-PCR	01-Apr-20
6	Apollo Hospital	75,309	RT-PCR	06-Apr-20
7	Tata Medical Centre	26,208	RT-PCR	06-Apr-20
8	Malda MCH	3,31,750	RT-PCR	08-Apr-20
9	Dr. Lal Pathlab	4,28,178	RT-PCR	17-Apr-20
10	Command Hospital	43,975	RT-PCR	17-Apr-20
11	CNCI	32,877	RT-PCR	22-Apr-20
12	RG Kar MCH	3,27,090	RT-PCR	24-Apr-20
13	SURAKSHA	2,45,518	RT-PCR	24-Apr-20
14	Murshidabad MCH	2,56,670	RT-PCR	26-Apr-20
15	Peerless	88,373	RT-PCR	30-Apr-20
16	Burdwan MCH	2,49,302	RT-PCR	06-May-20
17	MCH Kolkata	1,36,644	RT-PCR	08-May-20
18	NRS MCH	1,77,602	RT-PCR	12-May-20
19	Sanaka Hospitals	1,38,413	RT-PCR	12-May-20
20	Medica Hospital	1,57,323	RT-PCR	15-May-20
21	Bankura MCH	2,30,981	RT-PCR	22-May-20
22	Suri DH	1,65,880	RT-PCR	22-May-20
23	Coochbehar GMCH	2,35,560	RT-PCR	06-Jun-20
24	COMJNM Kalyani	2,23,140	RT-PCR	10-Jun-20
25	Desun Hospital	10,270	RT-PCR	17-Jun-20
26	RN Tagore Hospital	55,453	RT-PCR	24-Jun-20
27	Raigunj MCH	1,10,815	RT-PCR	26-Jun-20
28	Jagannath Gupta Institute of Medical Sciences	8,312	RT-PCR	06-Jul-20
29	ESI-Postgraduate Institute of Medical Science and Research	16,924	RT-PCR	16-Jul-20
30	Remedy Lifecare, Kolkata	18,450	RT-PCR	21-Jul-20
31	AMRI Dhakuria	70,078	RT-PCR	19-May-20
32	Rampurhat MCH	1,28,800	RT-PCR	19-May-20
33	CNMCH	1,06,303	RT-PCR	20-May-20
34	DH GMCH	2,22,441	RT-PCR	20-May-20
35	COMSDH	83,089	RT-PCR	27-May-20
36	Purulia Govt. MCH	1,35,348	RT-PCR	03-Jun-20
37	SRL Lab	2,68,743	RT-PCR	18-Jun-20
38	Probe diagnostics	67,157	RT-PCR	14-Aug-20
39	Pulse Diagnostics	97,017	RT-PCR	12-Sep-20
40	RB Diagnostic Kolkata	1,16,285	RT-PCR	20-Sep-20
41	Purba Medinipur DH	58,383	RT-PCR	24-Sep-20
42	B.P. Poddar Hospital & Medical Research Ltd	3,654	RT-PCR	27-Oct-20
43	Swastik Clinic & Seva Sadan Pvt. Ltd., Birbhum	1,111	RT-PCR	27-Oct-20
44	Repromed Diagnostic Ltd	31,752	RT-PCR	24-Sep-20
45	Gouri Devi Institute of Medical Sciences and Hospital	5,943	RT-PCR	07-Nov-20
46	IQ City Medical College Durgapur	15,536	RT-PCR	04-Dec-20
47	Imambara DH, Hooghly	51,104	RT-PCR	15-Dec-20
48	Saroj Gupta Cancer Center & Research Institute	5,564	RT-PCR	23-Dec-20
49	Lasco Medicare Pvt. Ltd. Howrah	13,468	RT-PCR	05-Jan-21
50	Icare Institute of Medical Sciences and Research	4,668	RT-PCR	25-Jan-21
51	Sanjiban Hospital, Howrah	7,184	RT-PCR	23-Feb-21
52	GCC DNA Diagnostic Lab	2,964	RT-PCR	22-Apr-21
53	Quadra Medical Services	1,243	RT-PCR	01-May-21
54	Hindlabs, Kolkata	5,069	RT-PCR	15-May-21
55	Pathkind Lab, Kolkata	2,804	RT-PCR	25-May-21
56	KPC Medical College	180	RT-PCR	1-Jun-21
57	Krishna Medica Lab, Kolkata	1,424	RT-PCR	2-Jun-21
58	Institute of Neurosciences , Kolkata	130	RT-PCR	4-Jun-21
59	Life Cell International, Kolkata	522	RT-PCR	4-Jun-21
60	The Apollo Clinic - Pvt.Ltd.	168	RT-PCR	8-Jun-21
61	B M Birla Hospital	92	RT-LAMP	7-Jun-21
62	AMRI Salt Lake	21,814	CBNAAT	01-May-20

Note: Average tests per CBNAAT and TRUENAT machines are 32 per day and 16 per day respectively



# Department of Health & Family Welfare Govt. of West Bengal

## WEST BENGAL COVID-19 HEALTH BULLETIN – 15<sup>th</sup> JUNE 2021

X

DETAILS OF TESTING LABS

S. No.	Name of Testing Lab	Samples Tested	Method of Testing	Functional WEF
63	CMRI	21,524	CBNAAT	13-May-20
64	Asansol DH	17,659	TRUENAT	19-May-20
65	Jhargram DH	2,675	TRUENAT	19-May-20
66	Falakata SSH	3,871	TRUENAT	20-May-20
67	Balurghat DH	3,604	TRUENAT	22-May-20
68	Serampore DH	1,213	TRUENAT	25-May-20
69	Uluberia SSH	1,942	TRUENAT	27-May-20
70	Jangipur SDH	1,685	TRUENAT	27-May-20
71	Egra SDH	821	TRUENAT	27-May-20
72	MR Bangur Hospital	415	TRUENAT	28-May-20
73	Chanchal SDH	559	TRUENAT	28-May-20
74	Biswa Bangla Krirangan COVID Hospital	1,28,700	TRUENAT	31-May-20
75	Woodlands	12,508	CBNAAT	11-Jun-20
76	Alipurduar DH	1,544	TRUENAT	16-Jun-20
77	Basirhat DH	510	TRUENAT	19-Jun-20
78	Anandaloke Sonoscan, Siliguri	14,503	TRUENAT	27-Jun-20
79	Gangarampur SDH	1,311	CBNAAT	16-Jul-20
80	Contai SDH	1,893	TRUENAT	20-Jul-20
81	ILS hospital	3,009	TRUENAT	25-Jul-20
82	Uttar Latabari DH	193	TRUENAT	04-Aug-20
83	Nandigram SSH/DH	793	TRUENAT	04-Aug-20
84	Panskura Hospital	436	TRUENAT	06-Aug-20
85	Chittaranjan Seva Sadan Hospital	1,737	TRUENAT	10-Aug-20
86	Dr. PK Saha Hospital, Coochbihar	6,114	TRUENAT	11-Aug-20
87	Salt Lake SDH	847	TRUENAT	13-Aug-20
88	Charnock Hospital	8,090	TRUENAT	14-Aug-20
89	Gabberia SGH	447	TRUENAT	15-Aug-20
90	Spandan Disgnostic Center	13,243	TRUENAT	16-Aug-20
91	Kakdwip SSH	277	TRUENAT	17-Aug-20
92	Mal SSH	198	TRUENAT	18-Aug-20
93	Howrah DH	185	TRUENAT	21-Aug-20
94	Sagardighi SSH	577	TRUENAT	02-Sep-20
95	Domkal SSH	164	TRUENAT	06-Sep-20
96	Udaynarayanpur SGH Howrah	53	TRUENAT	07-Sep-20
97	GD Hospital & Diabetes Institute, Howrah	2,422	CBNAAT	08-Sep-20
98	Nightingale Diagnostic & Medicare Centre	8,913	TRUENAT	12-Sep-20
99	Bhagirathi Neotia Woman * Child Care Centre	979	CBNAAT	16-Sep-20
100	Krishnanagar DTC	172	TRUENAT	29-Sep-20
101	Mission Hospital, Durgapur	16,775	TRUENAT	29-Sep-20
102	Medinova, Kolkata	4,886	TRUENAT	01-Oct-20
103	MSS Bansal Medical, Kolkata	13,625	TRUENAT	02-Oct-20
104	TLJ, SGH, Howrah	333	TRUENAT	02-Oct-20
105	Narayan Memorial Hospital, Kolkata	827	TRUENAT	02-Oct-20
106	Kalimpong DH	402	TRUENAT	06-Oct-20
107	Mirik BPHC, Darjeeling	136	TRUENAT	09-Oct-20
108	Barjore SSH, Bankura	391	TRUENAT	11-Oct-20
109	Darjeeling DH	371	TRUENAT	11-Oct-20
110	Metropolis Kolkata	72,089	TRUENAT	14-Oct-20
111	Laboratory Services, Healthworld Hospitals, Durgapur	5,995	TRUENAT	04-Dec-20
112	Neotia Getwel Healthcare Centre, Siliguri	1,601	CBNAAT	09-Jan-21
113	Arogya Niketan Nursing Home	2,580	TRUENAT	16-Jan-21
114	Ruby General Hospital	2,150	CBNAAT	20-Jan-21
115	Cliniperfect Polyclinic and Diagnostics	1,174	TRUENAT	23-Feb-21
116	10 Air Force Hospital, Hasimara	887	TRUENAT	23-Apr-21
117	4 Air Force Hospital, Midnapore	1,148	TRUENAT	23-Apr-21
118	164 Military Hospital, Binnaguri	1,349	TRUENAT	23-Apr-21
119	Central Hospital, SE Railway, Kolkata	766	CBNAAT	23-Apr-21
120	Zenith super speciality hospital	1,625	TRUENAT	23-Apr-21
121	Alipurduar Railway Hospital	2,352	TRUENAT	23-Apr-21
122	Antigen Test done within the State	56,25,422	-	-
123	Samples Tested in Labs Outside the State	4,38,238	RT-PCR	-
	<b>TOTAL</b>	<b>1,34,05,729</b>		

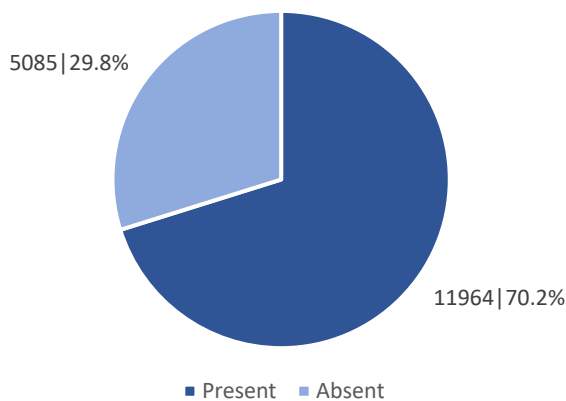
Note: Average tests per CBNAAT and TRUENAT machines are 32 per day and 16 per day respectively



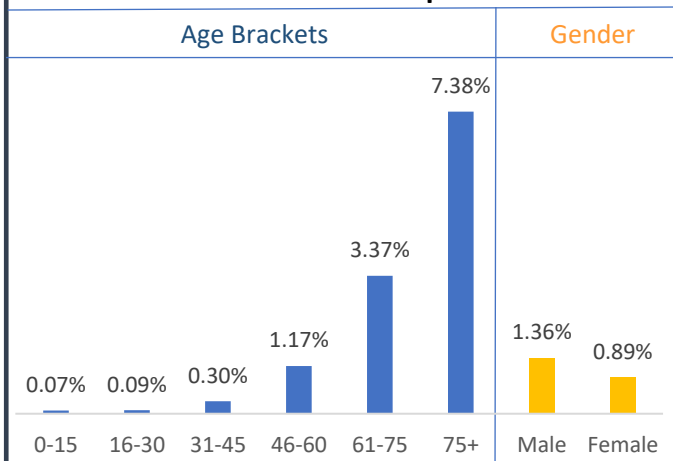
WEST BENGAL COVID-19 HEALTH BULLETIN – 15<sup>th</sup> JUNE 2021

XI

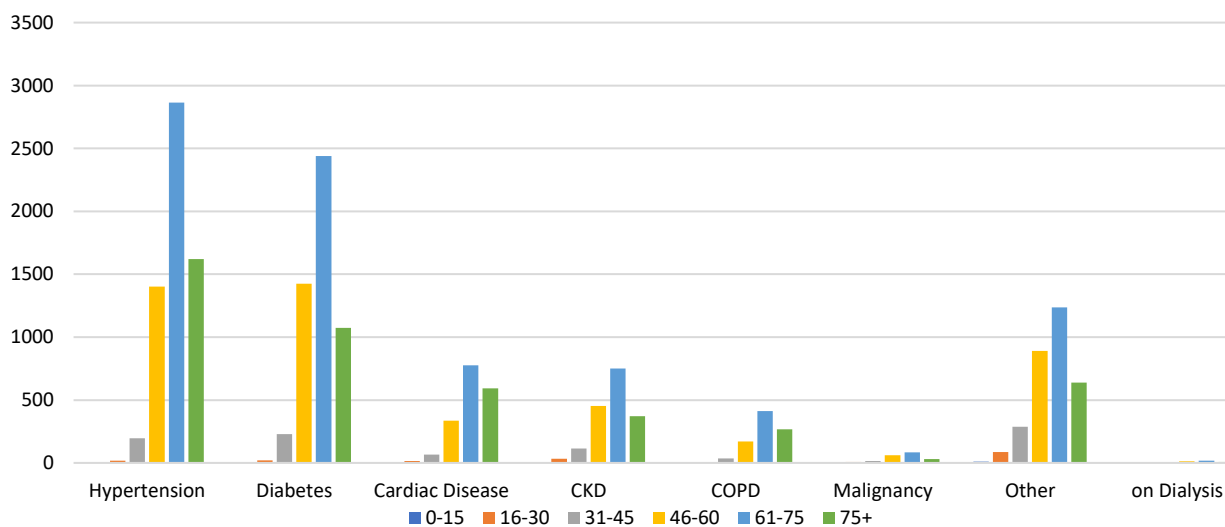
**Comorbidity Status in Deceased Cases (n=17,049)**



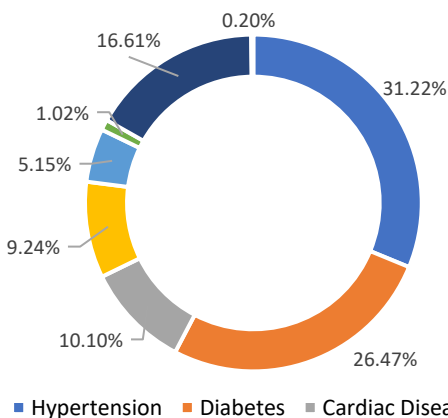
**Fatality Rate in Respective Age Brackets & Gender Group**



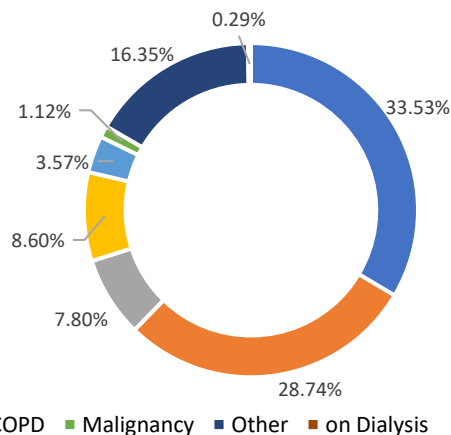
**Age Group Wise Comorbidities Among Deceased**



**Share of Comorbidities in Male**



**Share of Comorbidities in Female**



FATALITY ANALYSIS



# Department of Health & Family Welfare Govt. of West Bengal

## WEST BENGAL COVID-19 HEALTH BULLETIN – 15<sup>th</sup> JUNE 2021

**XII**

**EQUIPMENT SUPPLY**

S. No	Equipment	Ordered by State Govt.	Received Yesterday	Total Received by State Govt.	Order Pending
1	PPEs	42.10 L	2,000	30.31 L	11.79 L
2	N95/FFP2 Masks	57.20 L	10,000	56.29 L	0.91 L
3	Regular Masks	123.84 L	20,000	118.90 L	4.94 L
4	Hand Sanitizers (In Ltrs.)	5.71 L	1,000	5.34 L	0.37 L
5	Gloves	125.00 L	20,000	109.60 L	15.40 L
6	Thermal Guns	20,000	NIL	20,000	NIL

**XIII**

**DEDICATED COVID-19 HELPLINE (24 X 7)**

1. Dedicated COVID-19 Helpline : **1800 313 444 222**
2. Direct Telemedicine Line : **033 23576001**
3. Ambulance Service : **033 40902929**
4. COVID Telemedicine App "[Covid Telemedicine WB](#)" on Google Play Store
  - These services include allocation of beds in Govt. hospitals and Safe Homes
  - Telemedicine for citizens at large and those in home isolation
  - Ambulance service includes guidance and provision of Govt. ambulance
5. Tele-Psychological counselling services have started since August 1<sup>st</sup>, 2020.

### General Queries

1	A	Total Queries addressed in last 24 hours	4,115
	B	Total Queries addressed till 14 <sup>th</sup> June	18,86,610

### Telemedicine

2	A	Total consultations given in last 24 hours	2,205
	B	Total consultations given till 14 <sup>th</sup> June	7,29,077

### Ambulance Services

3	A	Ambulances assigned in last 24 hours	698
	B	Total calls received in last 24 hours	698

### Tele-Psychological Counselling

4	A	Counselling given in last 24 hours	817
	B	Counselling given till 14 <sup>th</sup> June	3,69,015

### State Government Interventions :

- Status of availability of beds for Covid positive patients in government and private hospitals along with information on other related services are available at <https://ICMS.wb.gov.in>
- Safe Homes : An initiative by the Government of West Bengal for care and treatment of asymptomatic/mild symptomatic COVID patients for whom home isolation is not possible /advisable
- As per State Government advisory Satellite Health Facilities are being developed by private hospitals in close vicinity of their hospitals as separate health facility for treatment of asymptomatic/mild symptomatic COVID patients. This intervention is expected to free beds in the hospitals for serious patients.

All the guidelines and orders relating to Covid-19 are posted on [www.wbhealth.gov.in](http://www.wbhealth.gov.in)

You can follow us on :

Facebook at: <https://www.facebook.com/wbdhfw/>

Twitter at: <https://twitter.com/wbdhfw>