



Department of Health & Family Welfare Govt. of West Bengal

WEST BENGAL COVID-19 HEALTH BULLETIN - 15th JULY 2020

Active COVID-19 Cases as on 15th July: 12,747

S. No	Subject	Number
1	Total COVID-19 Cases till 14 th July	32,838
2	New COVID-19 Cases on 15 th July	1,589
3	Total COVID-19 Cases till 15th July (1+2)	34,427
4	Total Discharged	20,680 (+749)
5	Total Deaths as on 15 th July*	1,000 (+20)
6	Active COVID-19 Cases as on 15th July	12,747 (+820)
7	Discharge Rate (4/3)	60.06%

Note: All figures updated till 9AM, 15th July

#Daily increase/decrease with respect to previous day is shown as (+/-)

*Complete analysis can be referred from **Section X**, (Page no. 5)

S. No	Subject	Number
1	Samples Tested till 14 th July	6,38,540
2	Samples Tested on 15 th July	11,388
3	Total Number of Samples Tested till 15th July (1+2)	6,49,928
4	Tests per Million population	7,221
5	% of Positive Cases out of Samples Tested	5.30%
6	Total Testing Laboratories*	52
7	Testing Laboratories added this week	0
8	Testing Laboratories pending approval	1

*Detailed breakup of these laboratories is given on **Page 4**

S. No	Subject	Number
1	Total Number of Hospitals dedicated for treating COVID-19	80
2	Total Number of Govt. Hospitals dedicated for treating COVID-19	26
3	Total Number of Pvt. Hospitals requisitioned for treating COVID-19	54
4	Total Number of earmarked COVID-19 Beds	10,939
5	% Occupancy in COVID Beds	31.99%
6	Total ICU Beds in the COVID Hospitals	948
7	Total Number of Ventilators in the COVID Hospitals	395

Institutional Quarantine		
1	Total Govt. Quarantine Centres	582
2	Total number of people in Govt. Quarantine Centres	4,033
3	Total number of people released from Govt. Quarantine Centres	1,01,999
Home Quarantine		
1	Total Home Quarantined People	3,62,594
2	Total number of people currently in Home Quarantine	24,303
3	Total number of people released from Home Quarantine Centres	3,38,291
Quarantine for Migrant Returnees*		
1	Total Quarantine Facilities	153
2	Total number of returnees in Quarantine Centres	1,158
3	Total number of workers released from Quarantine Centres	2,75,049
Safe Homes		
1	Total Number of Safe Homes	106
2	Total Number of Beds in Safe Homes	6,908
3	Total Number of Patients in Safe Homes currently	341

*State Govt has set-up special quarantine facilities for migrant workers returning via Shramik Trains

COVID 19 STATUS

TESTING
SNAPSHOT

INFRASTRUCTURE
DETAILS

IV

QUARANTINE DETAILS



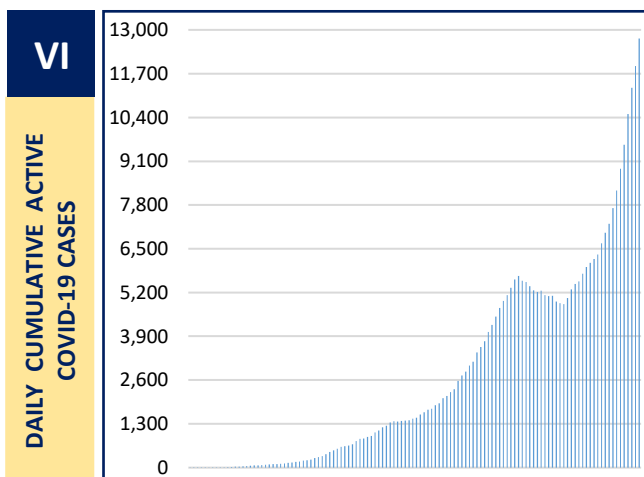
Department of Health & Family Welfare Govt. of West Bengal

WEST BENGAL COVID-19 HEALTH BULLETIN - 15th JULY 2020

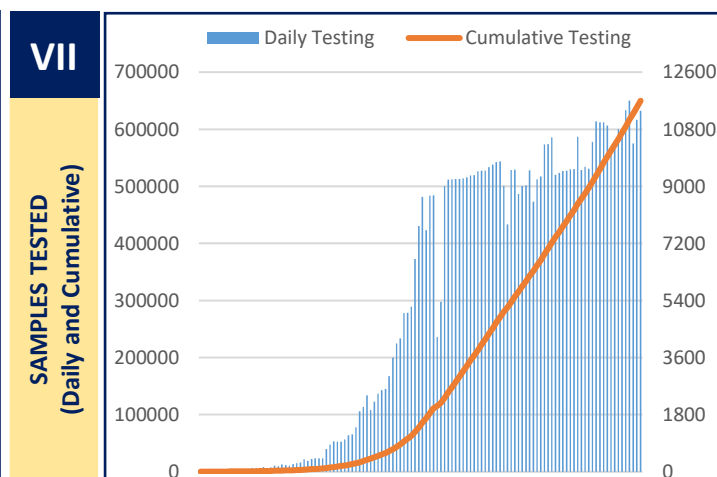
V	1	2	3	4	5	6 = 3-4-5	7
DISTRICT SNAPSHOT#	S. No	District	Total Cases	Total Discharged	Total Deaths	Total Active Cases	Last Reported Case
	1	Alipurduar	207 ⁺¹	188	0	19 ⁺¹	14-July
	2	Coochbehar	365 ⁺⁵	314 ⁺⁴	0	51 ⁺¹	14-July
	3	Darjeeling	1,015 ⁺⁶⁴	632 ⁺⁴¹	13	370 ⁺²³	14-July
	4	Kalimpong	59	55	1	3	13-July
	5	Jalpaiguri	594 ⁺¹³	396 ⁺⁶	3	195 ⁺⁷	14-July
	6	Uttar Dinajpur	482 ⁺¹⁶	338 ⁺⁸	1	143 ⁺⁸	14-July
	7	Dakshin Dinajpur	455 ⁺⁴⁴	282 ⁺⁵²	2	171 ⁻⁸	14-July
	8	Malda	1,384 ⁺¹²¹	841 ⁺³⁷	7	536 ⁺⁸⁴	14-July
	9	Murshidabad	402 ⁺¹⁷	276 ⁺⁷	5	121 ⁺¹⁰	14-July
	10	Nadia	455 ⁺¹⁰	342 ⁺⁵	8	105 ⁺⁵	14-July
	11	Birbhum	341 ⁺³	308	3	30 ⁺³	14-July
	12	Purulia	118 ⁺²	102 ⁺¹	0	16 ⁺¹	14-July
	13	Bankura	334 ⁺⁹	272 ⁺⁷	0	62 ⁺²	14-July
	14	Jhargram	25	25	0	0	5-July
	15	Paschim Medinipur	591 ⁺²⁶	407 ⁺¹⁰	9	175 ⁺¹⁶	14-July
	16	Purba Medinipur	665 ⁺⁶⁰	398 ⁺¹⁷	8	259 ⁺⁴³	14-July
	17	Purba Bardhaman	284 ⁺⁹	190 ⁺⁹	3	91	14-July
	18	Paschim Bardhaman	261 ⁺¹⁸	155 ⁺³	7 ⁺¹	99 ⁺¹⁴	14-July
	19	Howrah	4,390 ⁺¹⁵¹	2,925 ⁺⁷⁷	137 ⁺³	1,328 ⁺⁷¹	14-July
	20	Hooghly	1,687 ⁺⁷⁴	1,160 ⁺²⁷	33 ⁺¹	494 ⁺⁴⁶	14-July
	21	North 24 Parganas	6,632 ⁺³⁴⁷	3,466 ⁺¹⁴¹	186 ⁺⁶	2,980 ⁺²⁰⁰	14-July
	22	South 24 Parganas	2,640 ⁺¹⁷⁴	1,399 ⁺⁷²	46	1,195 ⁺¹⁰²	14-July
	23	Kolkata	10,975 ⁺⁴²⁵	6,146 ⁺²²⁵	525 ⁺⁹	4,304 ⁺¹⁹¹	14-July
	24	Other State	66	63	3	0	6-Jun
	TOTAL	34,427^{+1,589}	20,680⁺⁷⁴⁹	1,000⁺²⁰	12,747⁺⁸²⁰		

#District Wise data is subject to verification and may change

#Daily increase/decrease with respect to previous day is in superscript as +/- (Eg: +4)



17th March to 15th July



17th March to 15th July



Department of Health & Family Welfare Govt. of West Bengal

WEST BENGAL COVID-19 HEALTH BULLETIN - 15th JULY 2020

VIII

UNIT WISE EQUIPMENT SUPPLY (CUMULATIVE)

S. No.	Unit Name	PPE	N95/FFP2	Regular Masks		Gloves	Sanitizer (In ltr.)
				Reusable Mask	Disposable Mask		
1	Alipurduar	11,800	13,150	13,400	68,400	43,700	3,042.0
2	Bankura	19,250	17,700	20,800	70,050	41,200	4,448.0
3	Birbhum	20,450	12,700	22,400	42,550	4,200	3,971.0
4	Bishnupur HD	7,350	14,900	35,100	70,750	60,500	3,961.0
5	Coochbehar	21,100	12,850	21,700	23,100	4,700	2,104.0
6	Dakshin Dinajpur	10,900	10,550	21,500	64,100	43,700	3,571.0
7	Darjeeling	20,250	17,150	22,900	24,200	6,700	4,098.0
8	Diamond Harbour HD	22,250	11,600	23,500	58,550	33,500	2,534.0
9	Hooghly	22,870	14,750	30,000	42,200	46,600	5,041.0
10	Howrah	53,950	33,500	37,780	82,050	104,200	4,531.0
11	Jalpaiguri	18,800	16,600	37,400	58,000	8,700	3,463.0
12	Jhargram	7,550	6,300	19,890	36,550	21,200	2,693.0
13	Kalimpong	10,650	11,800	19,000	39,550	8,200	2,870.5
14	Malda	16,100	12,700	26,000	55,100	57,700	5,301.0
15	Murshidabad	14,833	19,980	33,700	67,100	15,700	8,180.0
16	Nadia	33,570	15,740	33,800	74,050	69,200	3,831.0
17	North 24 Parganas	31,800	23,540	30,440	73,500	35,700	5,433.5
18	Basirhat HD	21,820	19,730	28,280	82,050	91,500	2,497.0
19	Paschim Bardhaman	19,150	14,400	17,580	36,000	53,400	1,257.0
20	Paschim Medinipur	12,650	19,300	28,590	61,050	60,200	3,835.0
21	Purba Bardhaman	24,650	18,100	23,800	62,050	60,200	4,693.0
22	Purba Medinipur	23,050	13,500	26,220	15,050	10,600	1,731.0
23	Nandigram HD	9,750	13,700	24,140	73,050	46,200	5,329.0
24	Purulia	25,950	15,000	40,200	73,550	55,700	5,671.0
25	Rampurhat HD	14,650	10,900	21,800	31,550	28,500	2,887.0
26	South 24 Parganas	18,750	13,800	20,900	44,050	21,200	1,641.0
27	Uttar Dinajpur	26,750	19,350	37,600	59,550	32,700	3,603.0
28	Bankura S MC&H	9,000	18,150	10,200	81,000	86,500	1,060.0
29	Coochbehar MC&H	9,800	6,900	12,600	31,000	39,000	1,992.0
30	NB MC&H	19,350	30,100	18,000	97,200	89,000	3,690.0
31	Diamond Harbour MC&H	8,800	9,500	9,600	72,000	79,500	1,598.0
32	Malda MC&H	10,300	24,300	11,100	98,000	99,500	2,518.0
33	Murshidabad MC&H	18,630	22,450	12,600	49,500	67,500	1,490.0
34	Bardhaman MC&H	13,400	15,600	17,500	77,000	85,500	2,098.0
35	Medinipur MC&H	20,700	21,800	24,100	108,500	74,500	4,498.0
36	Purulia MC&H	8,800	10,200	51,600	65,000	53,500	1,798.0
37	Rampurhat MC&H	14,400	11,900	15,600	26,500	28,500	6,098.0
38	Raiganj MC&H	7,600	6,400	9,100	25,000	24,500	890.0
39	JNM MC&H	11,500	12,500	17,000	35,000	13,500	1,272.0
40	Sagar Dutta MC&H	18,620	16,330	17,600	64,050	81,500	3,078.0
41	ID & BG Hospital	33,050	30,800	16,600	69,100	44,500	2,671.0
42	RG Kar MCH	24,850	32,000	15,800	151,050	157,700	4,007.0
43	NRS MCH	29,250	25,500	24,300	58,050	37,500	3,140.0
44	IPGMER & SSKMH	57,400	46,590	44,100	230,550	228,500	6,167.0
45	Medical College, Kolkata	62,450	52,000	18,800	123,050	172,500	3,712.0
46	CNMCH	33,350	25,800	19,150	99,500	22,500	2,972.0
47	Other Govt Dept/Institutions	212,826	183,810	148,058	410,726	444,502	28,713.3
48	Stock in hand-In Transit	614,543	115,120	308,531	1,020,682	307,408	32,310.9
TOTAL		1,779,262	1,141,040	1,540,359	4,480,208	3,303,210	217,990.0

**In addition to State supply, local procurement is also done.*



Department of Health & Family Welfare Govt. of West Bengal

WEST BENGAL COVID-19 HEALTH BULLETIN - 15th JULY 2020

IX

DETAILS OF TESTING LABS

S. No.	Name of Testing Lab	Samples Tested	Method of Testing	Functional WEF
1	NICED	57,469	RT-PCR	Since Beginning
2	SSKM	59,569	RT-PCR	17-Mar
3	Medinipur MCH	48,742	RT-PCR	24-Mar
4	North Bengal MCH	63,497	RT-PCR	29-Mar
5	School of Tropical Medicine	31,147	RT-PCR	1-Apr
6	Apollo Hospital	6,783	RT-PCR	6-Apr
7	Tata Medical Centre	6,194	RT-PCR	6-Apr
8	Malda MCH	41,350	RT-PCR	8-Apr
9	Dr. Lal Pathlab	53,582	RT-PCR	17-Apr
10	Command Hospital	5,171	RT-PCR	17-Apr
11	CNCI	4,942	RT-PCR	22-Apr
12	RG Kar MCH	47,183	RT-PCR	24-Apr
13	SURAKSHA	30,556	RT-PCR	24-Apr
14	Murshidabad MCH	29,987	RT-PCR	26-Apr
15	Peerless	5,541	RT-PCR	30-Apr
16	Burdwan MCH	26,040	RT-PCR	6-May
17	MCH Kolkata	7,260	RT-PCR	8-May
18	NRS MCH	15,616	RT-PCR	12-May
19	Sanaka Hospitals	27,032	RT-PCR	12-May
20	Medica Hospital	15,255	RT-PCR	15-May
21	Bankura MCH	16,088	RT-PCR	22-May
22	Suri DH	11,681	RT-PCR	22-May
23	COMJNM Kalyani	10,270	RT-PCR	10-Jun
24	Desun Hospital	481	RT-PCR	17-Jun
25	RN Tagore Hospital	1,398	RT-PCR	24-Jun
26	Raigunj MCH	3,766	RT-PCR	26-Jun
27	Jagannath Gupta Institute of Medical Sciences	94	RT-PCR	4-Jul
28	AMRI Salt Lake	2,157	CBNAAT	1-May
29	CMRI	1,553	CBNAAT	13-May
30	AMRI Dhakuria	3,098	TRUENAT	19-May
31	Asansol DH	840	TRUENAT	19-May
32	Jhargram DH	392	TRUENAT	19-May
33	Rampurhat MCH	371	TRUENAT	19-May
34	CNMCH	1,139	TRUENAT	20-May
35	Falakata SSH	1,638	TRUENAT	20-May
36	DH GMCH	189	TRUENAT	20-May
37	Balurghat DH	1,042	TRUENAT	22-May
38	Serampore DH	677	TRUENAT	25-May
39	Uluberia SSH	492	TRUENAT	27-May
40	Jangipur SDH	341	TRUENAT	27-May
41	Egra SDH	204	TRUENAT	27-May
42	COMSDH	207	CBNAAT	27-May
43	MR Bangur Hospital	163	TRUENAT	28-May
44	Chanchal SDH	142	TRUENAT	28-May
45	Biswa Bangla Krirangan COVID Hospital	867	TRUENAT	31-May
46	Purulia Govt. MCH	624	TRUENAT	3-Jun
47	Coochbehar GMCH	231	CBNAAT	6-Jun
48	Woodlands	253	CBNAAT	11-Jun
49	Alipurduar DH	658	TRUENAT	16-Jun
50	SRL Lab	246	CBNAAT	18-Jun
51	Basirhat DH	67	TRUENAT	19-Jun
52	Anandaloke Sonoscan, Siliguri	105	TRUENAT	27-Jun
53	Samples Tested in Labs Outside the State	5,538	RT-PCR	-
TOTAL		6,49,928		

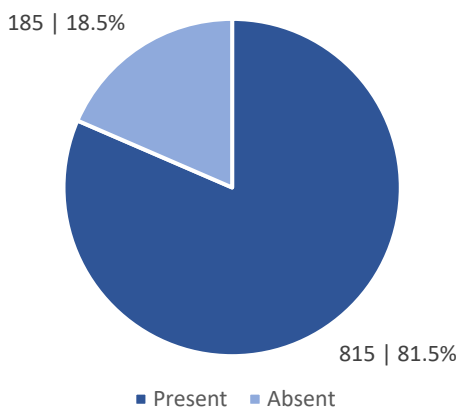
Note: Average tests per CBNAAT and TRUENAT machines are 32 per day and 16 per day respectively



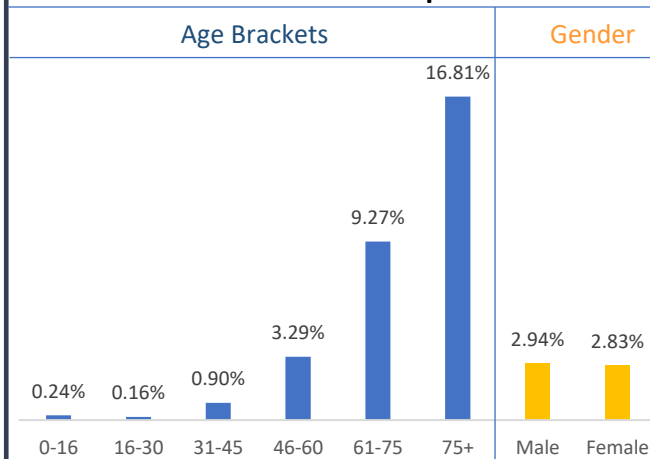
WEST BENGAL COVID-19 HEALTH BULLETIN - 15th JULY 2020

X

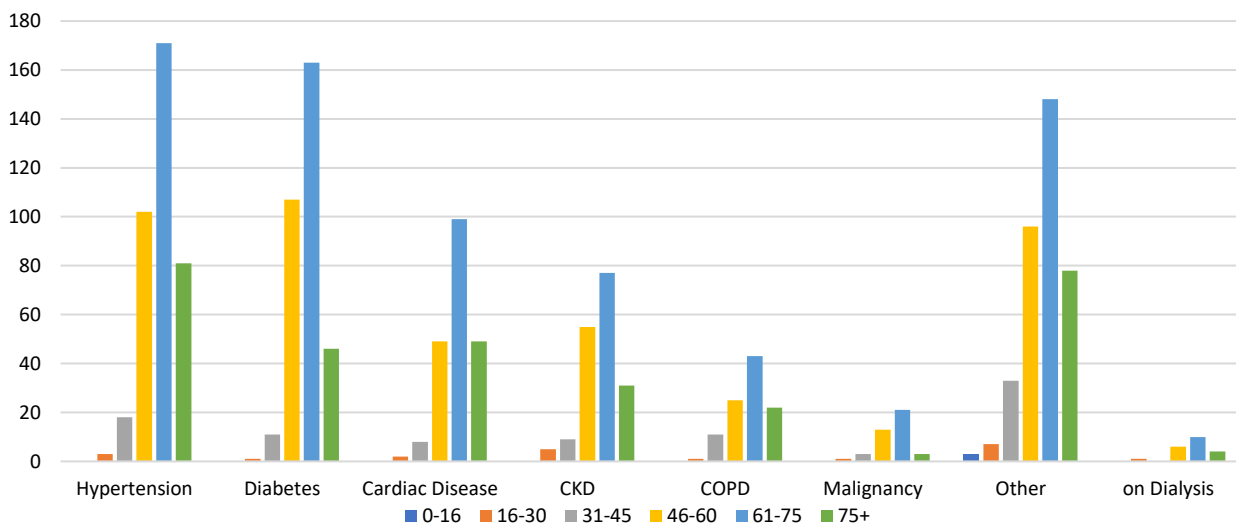
Comorbidity Status in Deceased Cases (n=1,000)



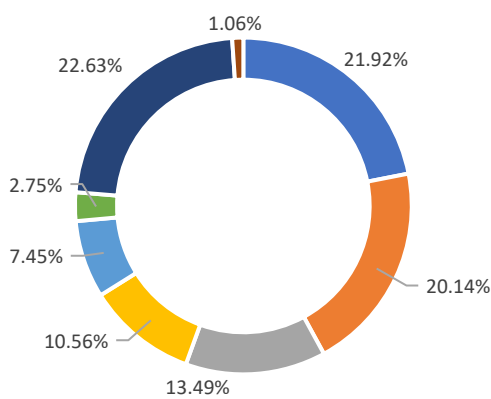
Fatality Rate in Respective Age Brackets & Gender Group



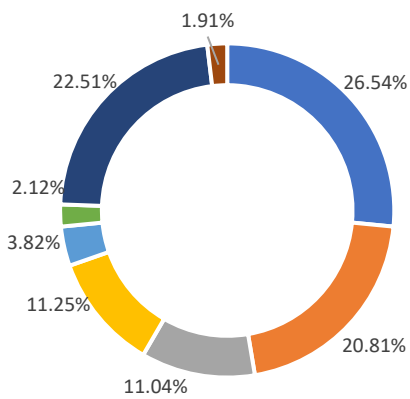
Age Group Wise Comorbidities Among Deceased



Share of Comorbidities in Male



Share of Comorbidities in Female



FATALITY ANALYSIS



Department of Health & Family Welfare Govt. of West Bengal

WEST BENGAL COVID-19 HEALTH BULLETIN - 15th JULY 2020

XI EQUIPMENT SUPPLY	S. No	Equipment	Ordered by State Govt.	Received Yesterday	Total Received by State Govt.	Order Pending
	1	PPEs	23.60 L	10,000	17.08 L	6.52 L
	2	N95/FFP2 Masks	37.50 L	12,000	10.45 L	27.05 L
	3	Regular Masks	49.50 L	20,000	39.93 L	9.57 L
	4	Hand Sanitizers (In Ltrs.)	2.01 L	200	2,00,200	800
	5	Gloves	39.50 L	15,000	29.90 L	9.60 L
	6	Thermal Guns	20,000	NIL	20,000	NIL

XII STATE GOVT. INTERVENTIONS	STATE GOVT. INTERVENTIONS					
<ul style="list-style-type: none">• Treatment is free for all patients in all Government Hospitals• Govt has requisitioned private hospitals as COVID hospitals• Govt reimburses these hospitals at already notified rates• Status of availability of beds for COVID positive patients in government and private hospitals is available at Health & FW Department's website: www.wbhealth.gov.in• Safe Homes : An initiative by the Government of West Bengal for care and treatment of asymptomatic/mild symptomatic COVID patients for whom home isolation is not possible /advisable• As per State Government advisory Satellite Health Facilities are being developed by private hospitals in close vicinity of their hospitals as separate health facility for treatment of asymptomatic/mild symptomatic COVID patients. This intervention is expected to free beds in the hospitals for serious patients.						

In the background of the COVID-19 outbreak, the general public is advised to adhere to health advisories issued by the State Government. All the guidelines and orders relating to Covid-19 are posted on www.wbhealth.gov.in

For COVID related queries call

24/7 Helpline: 1800 313 444 222 (Toll free);

033 2341 2600

Control Room: 1083 / 1085

You can follow us on :

Facebook at: <https://www.facebook.com/wbdhfw/>

Twitter at: <https://twitter.com/wbdhfw>