



# Department of Health & Family Welfare Govt. of West Bengal

## WEST BENGAL COVID-19 HEALTH BULLETIN - 14<sup>th</sup> AUGUST 2020

### Active COVID-19 Cases as on 14<sup>th</sup> August: 26,850

#### COVID 19 STATUS

S. No	Subject	Number
1	Total COVID-19 Cases till 13 <sup>th</sup> August	1,07,323
2	New COVID-19 Cases on 14 <sup>th</sup> August	3,035
3	<b>Total COVID-19 Cases till 14<sup>th</sup> August (1+2)</b>	<b>1,10,358</b>
4	Total Discharged	81,189 (+2,572)
5	Total Deaths as on 14 <sup>th</sup> August*	2,319 (+60)
6	<b>Active COVID-19 Cases as on 14<sup>th</sup> August</b>	<b>26,850 (+403)</b>
7	Discharge Rate (4/3)	73.57%

**Note:** All figures updated till 9AM, 14<sup>th</sup> August

#Daily increase/decrease with respect to previous day is shown as (+/-)

\*Complete analysis can be referred from **Section X**, (Page no. 5)

#### TESTING SNAPSHOT

S. No	Subject	Number
1	Samples Tested till 13 <sup>th</sup> August	12,16,955
2	Samples Tested on 14 <sup>th</sup> August	31,317
3	<b>Total Number of Samples Tested till 14<sup>th</sup> August (1+2)</b>	<b>12,48,272</b>
4	Tests per Million population	13,870
5	% of Positive Cases out of Samples Tested	8.84%
6	Total Testing Laboratories*	65
7	Testing Laboratories added this week	5
8	Testing Laboratories pending approval	1

\*Detailed breakup of these laboratories is given on **Page 4**

#### INFRASTRUCTURE DETAILS

S. No	Subject	Number
1	Total Number of Hospitals dedicated for treating COVID-19	84
2	Total Number of Govt. Hospitals dedicated for treating COVID-19	29
3	Total Number of Pvt. Hospitals requisitioned for treating COVID-19	55
4	Total Number of earmarked COVID-19 Beds	11,775
5	% Occupancy in COVID Beds	35.58%
6	Total ICU Beds in the COVID Hospitals	948
7	Total Number of Ventilators in the COVID Hospitals	715

#### IV

#### QUARANTINE DETAILS

Institutional Quarantine		
1	Total Govt. Quarantine Centres	582
2	Total number of people in Govt. Quarantine Centres	2,696
3	Total number of people released from Govt. Quarantine Centres	1,06,642
Home Quarantine		
1	Total Home Quarantined People	4,40,247
2	Total number of people currently in Home Quarantine	34,037
3	Total number of people released from Home Quarantine	4,06,210
Safe Homes		
1	Total Number of Safe Homes	200
2	Total Number of Beds in Safe Homes	11,507
3	Total Number of Patients in Safe Homes currently	1,865



# Department of Health & Family Welfare Govt. of West Bengal

## WEST BENGAL COVID-19 HEALTH BULLETIN - 14<sup>th</sup> AUGUST 2020

V

DISTRICT SNAPSHOT#

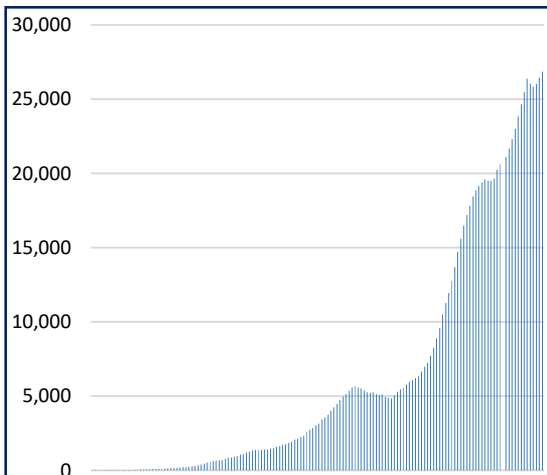
1	2	3	4	5	6 = 3-4-5	7
S. No	District	Total Cases	Total Discharged	Total Deaths	Total Active Cases	Last Reported Case
1	Alipurduar	905 <sup>+19</sup>	533 <sup>+20</sup>	6	366 <sup>-1</sup>	13-August
2	Coochbehar	1,637 <sup>+89</sup>	1,166 <sup>+104</sup>	1 <sup>+1</sup>	470 <sup>-16</sup>	13-August
3	Darjeeling	3,439 <sup>+102</sup>	2,584 <sup>+94</sup>	44 <sup>+2</sup>	811 <sup>+6</sup>	13-August
4	Kalimpong	277 <sup>+32</sup>	107	1	169 <sup>+32</sup>	13-August
5	Jalpaiguri	2,060 <sup>+76</sup>	1,579 <sup>+58</sup>	19 <sup>+1</sup>	462 <sup>+17</sup>	13-August
6	Uttar Dinajpur	1,537 <sup>+52</sup>	1,220 <sup>+21</sup>	14	303 <sup>+31</sup>	13-August
7	Dakshin Dinajpur	2,063 <sup>+78</sup>	1,598 <sup>+30</sup>	17 <sup>+1</sup>	448 <sup>+47</sup>	13-August
8	Malda	3,643 <sup>+58</sup>	2,734 <sup>+8</sup>	19 <sup>+1</sup>	890 <sup>+49</sup>	13-August
9	Murshidabad	1,815 <sup>+68</sup>	1,059 <sup>+14</sup>	23 <sup>+1</sup>	733 <sup>+53</sup>	13-August
10	Nadia	2,102 <sup>+90</sup>	1,357 <sup>+99</sup>	22	723 <sup>-9</sup>	13-August
11	Birbhum	1,167 <sup>+44</sup>	774 <sup>+58</sup>	7	386 <sup>-14</sup>	13-August
12	Purulia	524 <sup>+21</sup>	296 <sup>+4</sup>	1	227 <sup>+17</sup>	13-August
13	Bankura	1,303 <sup>+32</sup>	910 <sup>+29</sup>	0	393 <sup>+3</sup>	13-August
14	Jhargram	114 <sup>+4</sup>	63	2	49 <sup>+4</sup>	13-August
15	Paschim Medinipur	1,882 <sup>+35</sup>	1,301 <sup>+18</sup>	21 <sup>+1</sup>	560 <sup>+16</sup>	13-August
16	Purba Medinipur	3,316 <sup>+224</sup>	2,034 <sup>+190</sup>	28 <sup>+2</sup>	1,254 <sup>+32</sup>	13-August
17	Purba Bardhaman	1,830 <sup>+108</sup>	1,235 <sup>+67</sup>	8	587 <sup>+41</sup>	13-August
18	Paschim Bardhaman	1,980 <sup>+59</sup>	1,346 <sup>+78</sup>	18 <sup>+1</sup>	616 <sup>-20</sup>	13-August
19	Howrah	10,819 <sup>+218</sup>	8,521 <sup>+187</sup>	281 <sup>+8</sup>	2,017 <sup>+23</sup>	13-August
20	Hooghly	5,194 <sup>+151</sup>	3,826 <sup>+111</sup>	82 <sup>+2</sup>	1,286 <sup>+38</sup>	13-August
21	North 24 Parganas	23,467 <sup>+606</sup>	17,456 <sup>+546</sup>	540 <sup>+16</sup>	5,471 <sup>+44</sup>	13-August
22	South 24 Parganas	8,133 <sup>+254</sup>	5,935 <sup>+201</sup>	126 <sup>+2</sup>	2,072 <sup>+51</sup>	13-August
23	Kolkata	31,085 <sup>+615</sup>	23,492 <sup>+635</sup>	1,036 <sup>+21</sup>	6,557 <sup>-41</sup>	13-August
24	Other State	66	63	3	0	6-June
<b>TOTAL</b>		<b>1,10,358<sup>+3,035</sup></b>	<b>81,189<sup>+2,572</sup></b>	<b>2,319<sup>+60</sup></b>	<b>26,850<sup>+403</sup></b>	

#District Wise data is subject to verification and may change

#Daily increase/decrease with respect to previous day is in superscript as +/- (Eg: +4)

VI

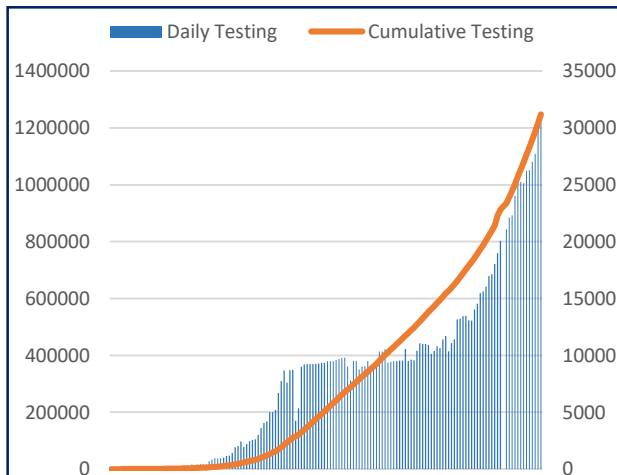
DAILY CUMULATIVE ACTIVE COVID-19 CASES



17<sup>th</sup> March to 14<sup>th</sup> August

VII

SAMPLES TESTED (Daily and Cumulative)



17<sup>th</sup> March to 14<sup>th</sup> August



Department of Health & Family Welfare  
Govt. of West Bengal

WEST BENGAL COVID-19 HEALTH BULLETIN - 14<sup>th</sup> AUGUST 2020

VIII

UNIT WISE EQUIPMENT SUPPLY (CUMULATIVE)

S. No.	Unit Name	PPE	N95/FFP2	Regular Masks		Gloves	Sanitizer (In ltr.)
				Reusable Mask	Disposable Mask		
1	Alipurduar	12,800	16,650	13,400	72,400	49,700	3,342.0
2	Bankura	24,250	23,200	21,800	93,050	57,200	5,348.0
3	Birbhum	23,450	15,200	27,900	53,550	11,200	4,271.0
4	Bishnupur HD	9,350	18,900	44,100	80,250	69,500	4,761.0
5	Coochbehar	23,600	15,850	24,700	23,100	4,700	2,904.0
6	Dakshin Dinajpur	12,900	12,550	21,500	73,100	51,700	4,071.0
7	Darjeeling	24,750	25,150	22,900	24,200	6,700	4,098.0
8	Diamond Harbour HD	31,250	20,100	27,000	74,550	46,500	3,034.0
9	Hooghly	31,370	23,250	39,000	83,700	70,600	6,341.0
10	Howrah	76,950	41,500	49,780	1,16,050	1,43,200	5,231.0
11	Jalpaiguri	22,800	21,100	43,400	70,000	13,700	4,063.0
12	Jhargram	7,550	8,300	24,890	36,550	28,700	3,093.0
13	Kalimpong	12,150	13,800	19,000	40,550	8,200	2,870.5
14	Malda	16,600	16,200	26,000	61,100	62,700	5,601.0
15	Murshidabad	18,333	28,380	42,700	74,100	34,700	8,780.0
16	Nadia	44,070	18,740	33,800	92,550	85,700	4,231.0
17	North 24 Parganas	49,300	32,540	31,440	94,000	52,700	6,433.5
18	Basirhat HD	32,320	24,730	31,280	97,550	1,09,500	3,297.0
19	Paschim Bardhaman	23,150	19,400	17,580	56,500	70,900	1,407.0
20	Paschim Medinipur	20,450	26,300	36,590	89,550	88,200	5,235.0
21	Purba Bardhaman	32,150	24,900	23,800	83,050	84,700	5,843.0
22	Purba Medinipur	33,550	17,000	32,220	20,550	20,100	1,731.0
23	Nandigram HD	9,750	16,700	30,140	83,050	55,200	5,629.0
24	Purulia	33,950	18,000	47,200	97,550	76,700	6,171.0
25	Rampurhat HD	16,650	14,900	24,800	38,550	36,500	3,787.0
26	South 24 Parganas	32,450	16,800	26,900	56,250	45,400	1,941.0
27	Uttar Dinajpur	30,750	23,850	41,600	73,050	50,700	4,103.0
28	Bankura S MC&H	10,000	24,650	10,200	1,02,000	1,08,500	1,060.0
29	Coochbehar MC&H	9,800	10,400	14,600	37,000	51,000	2,092.0
30	NB MC&H	24,350	43,000	20,000	1,23,700	1,16,500	4,690.0
31	Diamond Harbour MC&H	11,300	12,000	9,600	88,500	94,500	1,898.0
32	Malda MC&H	12,800	35,800	13,100	1,26,000	1,28,500	3,318.0
33	Murshidabad MC&H	23,130	32,950	14,600	68,500	87,500	1,590.0
34	Bardhaman MC&H	15,400	22,100	17,500	1,01,000	1,03,500	2,698.0
35	Medinipur MC&H	28,700	33,600	27,100	1,35,500	1,01,500	5,898.0
36	Purulia MC&H	10,300	12,700	51,600	67,500	68,500	2,598.0
37	Rampurhat MC&H	15,400	13,900	17,600	27,000	39,500	6,998.0
38	Raiganj MC&H	8,100	7,900	11,100	25,000	34,500	1,490.0
39	JNM MC&H	13,000	18,000	22,000	40,000	20,500	1,972.0
40	Sagar Dutta MC&H	21,620	28,330	17,600	78,050	98,000	3,778.0
41	ID & BG Hospital	33,050	38,800	20,600	73,100	53,500	2,671.0
42	RG Kar MCH	27,850	44,000	15,800	1,83,050	1,90,700	4,607.0
43	NRS MCH	38,750	41,500	30,300	95,550	83,500	3,140.0
44	IPGMER & SSKMH	69,400	65,590	50,100	2,77,550	2,73,500	7,767.0
45	Medical College, Kolkata	83,450	72,000	18,800	1,71,050	2,27,500	4,812.0
46	CNMCH	38,850	36,300	23,150	1,13,500	42,500	3,172.0
47	Other Govt Dept/Institutions	2,80,076	2,38,205	1,81,358	6,27,526	5,79,002	34,968.3
48	Stock in hand-In Transit	5,97,293	1,34,325	4,88,231	4,87,682	5,208	25,955.9
<b>TOTAL</b>		<b>20,79,262</b>	<b>15,20,040</b>	<b>19,00,359</b>	<b>49,07,208</b>	<b>39,43,210</b>	<b>2,44,790.2</b>

\*In addition to State supply, local procurement is also done.



# Department of Health & Family Welfare Govt. of West Bengal

## WEST BENGAL COVID-19 HEALTH BULLETIN - 14<sup>th</sup> AUGUST 2020

IX

DETAILS OF TESTING LABS

S. No.	Name of Testing Lab	Samples Tested	Method of Testing	Functional WEF
1	NICED	82,894	RT-PCR	Since Beginning
2	SSKM	90,269	RT-PCR	17-Mar
3	Medinipur MCH	81,680	RT-PCR	24-Mar
4	North Bengal MCH	1,03,907	RT-PCR	29-Mar
5	School of Tropical Medicine	51,202	RT-PCR	1-Apr
6	Apollo Hospital	10,898	RT-PCR	6-Apr
7	Tata Medical Centre	8,830	RT-PCR	6-Apr
8	Malda MCH	57,964	RT-PCR	8-Apr
9	Dr. Lal Pathlab	83,492	RT-PCR	17-Apr
10	Command Hospital	8,651	RT-PCR	17-Apr
11	CNCI	7,459	RT-PCR	22-Apr
12	RG Kar MCH	73,133	RT-PCR	24-Apr
13	SURAKSHA	44,594	RT-PCR	24-Apr
14	Murshidabad MCH	51,351	RT-PCR	26-Apr
15	Peerless	14,230	RT-PCR	30-Apr
16	Burdwan MCH	40,598	RT-PCR	6-May
17	MCH Kolkata	19,392	RT-PCR	8-May
18	NRS MCH	26,856	RT-PCR	12-May
19	Sanaka Hospitals	39,446	RT-PCR	12-May
20	Medica Hospital	36,310	RT-PCR	15-May
21	Bankura MCH	35,065	RT-PCR	22-May
22	Suri DH	27,240	RT-PCR	22-May
23	Coochbehar GMCH	5,200	RT-PCR	6-Jun
24	COMJNM Kalyani	24,390	RT-PCR	10-Jun
25	Desun Hospital	1,219	RT-PCR	17-Jun
26	RN Tagore Hospital	3,990	RT-PCR	24-Jun
27	Raigunj MCH	11,555	RT-PCR	26-Jun
28	Jagannath Gupta Institute of Medical Sciences	711	RT-PCR	6-Jul
29	ESI-Postgraduate Institute of Medical Science and Research	1,465	RT-PCR	16-Jul
30	Remedy Lifecare, Kolkata	976	RT-PCR	21-Jul
31	AMRI Salt Lake	3,895	CBNAAT	1-May
32	CMRI	2,885	CBNAAT	13-May
33	AMRI Dhakuria	8,290	TRUENAT	19-May
34	Asansol DH	1,184	TRUENAT	19-May
35	Jhargram DH	723	TRUENAT	19-May
36	Rampurhat MCH	9,806	TRUENAT	19-May
37	CNMCH	4,346	TRUENAT	20-May
38	Falakata SSH	2,184	TRUENAT	20-May
39	DH GMCH	6,064	TRUENAT	20-May
40	Balurghat DH	1,486	TRUENAT	22-May
41	Serampore DH	979	TRUENAT	25-May
42	Uluberia SSH	844	TRUENAT	27-May
43	Jangipur SDH	676	TRUENAT	27-May
44	Egra SDH	331	TRUENAT	27-May
45	COMSDH	2,485	CBNAAT	27-May
46	MR Bangur Hospital	252	TRUENAT	28-May
47	Chanchal SDH	365	TRUENAT	28-May
48	Biswa Bangla Krirangan COVID Hospital	2,593	TRUENAT	31-May
49	Purulia Govt. MCH	5,085	TRUENAT	3-Jun
50	Woodlands	1,111	CBNAAT	11-Jun
51	Alipurduar DH	1,060	TRUENAT	16-Jun
52	SRL Lab	2,182	CBNAAT	18-Jun
53	Basirhat DH	202	TRUENAT	19-Jun
54	Anandaloke Sonoscan, Siliguri	456	TRUENAT	27-Jun
55	Gangarampur SDH	384	CBNAAT	16-Jul
56	Contai SDH	286	TRUENAT	20-Jul
57	ILS hospital	224	TRUENAT	25-Jul
58	Uttar Latabari DH	72	TRUENAT	4-Aug
59	Nandigram SSH/DH	103	TRUENAT	4-Aug
60	Panskura Hospital	32	TRUENAT	6-Aug
61	Chittaranjan Seva Sadan Hospital	3	TRUENAT	10-Aug
62	Dr. PK Saha Hospital, Coochbihar	9	TRUENAT	11-Aug
63	Salt Lake SDH	5	TRUENAT	13-Aug
64	Charnock Hospital	7	TRUENAT	14-Aug
65	Probe diagnostics	3	TRUENAT	14-Aug
66	Antigen Test done within the State	1,18,058	-	-
67	Samples Tested in Labs Outside the State	24,635	RT-PCR	-
	<b>TOTAL</b>	<b>12,48,272</b>		

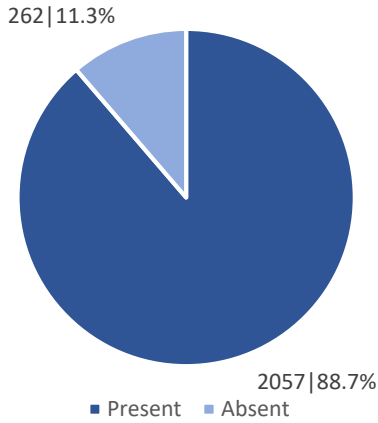
Note: Average tests per CBNAAT and TRUENAT machines are 32 per day and 16 per day respectively



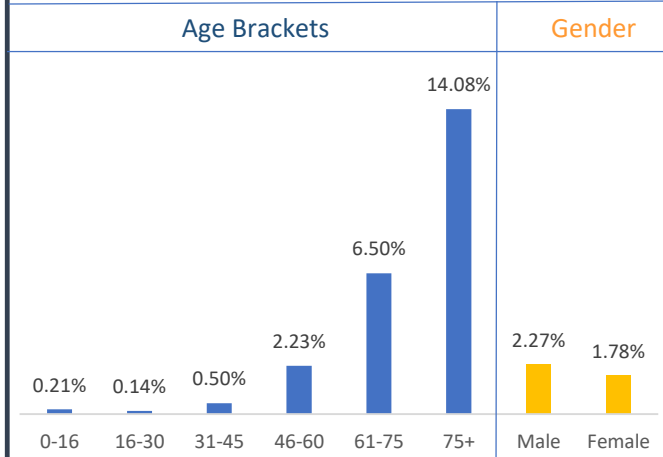
WEST BENGAL COVID-19 HEALTH BULLETIN - 14<sup>th</sup> AUGUST 2020

X

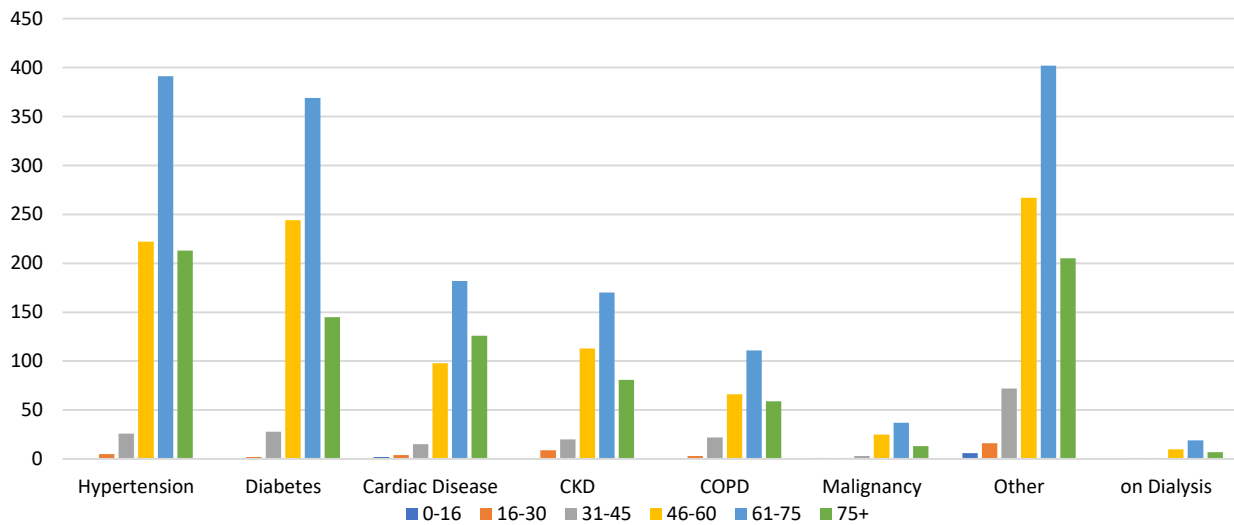
**Comorbidity Status in Deceased Cases (n=2,319)**



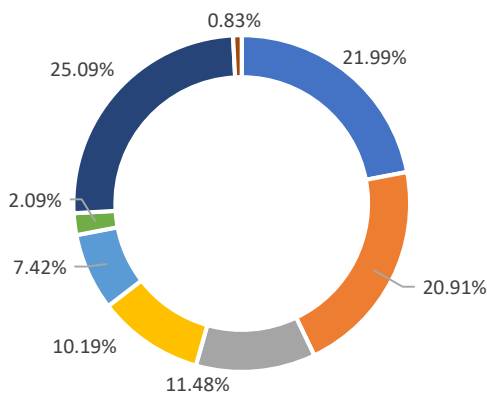
**Fatality Rate in Respective Age Brackets & Gender Group**



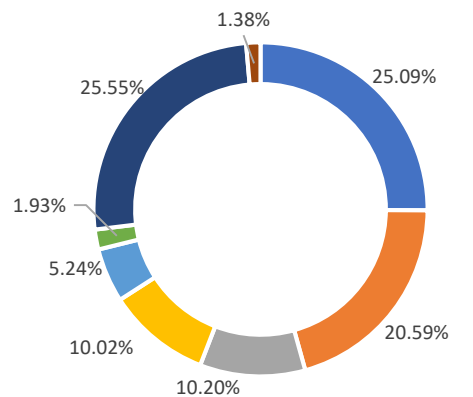
**Age Group Wise Comorbidities Among Deceased**



**Share of Comorbidities in Male**



**Share of Comorbidities in Female**



FATALITY ANALYSIS



# Department of Health & Family Welfare Govt. of West Bengal

## 7WEST BENGAL COVID-19 HEALTH BULLETIN - 14<sup>th</sup> AUGUST 2020

**XI**
**EQUIPMENT SUPPLY**

S. No	Equipment	Ordered by State Govt.	Received Yesterday	Total Received by State Govt.	Order Pending
1	PPEs	23.60 L	10,000	20.08 L	3.52 L
2	N95/FFP2 Masks	37.50 L	20,000	14.24 L	23.26 L
3	Regular Masks	49.50 L	30,000	47.80 L	1.70 L
4	Hand Sanitizers (In Ltrs.)	2.51 L	1,000	2,27,000	24,000
5	Gloves	39.50 L	40,000	36.30 L	3.20 L
6	Thermal Guns	20,000	NIL	20,000	NIL

**XII**
**DEDICATED COVID-19 HELPLINE (24 X 7)**

1. Dedicated COVID-19 Helpline : **1800 313 444 222**
2. Direct Telemedicine Line : **033 23576001**
3. Ambulance Service : **033 40902929**
4. COVID Telemedicine App "[Covid Telemedicine WB](#)" on Google Play Store
  - These services include allocation of beds in Govt. hospitals and Safe Homes
  - Telemedicine for citizens at large and those in home isolation
  - Ambulance service includes guidance and provision of Govt. ambulance
5. Tele-Psychological counselling services have started since August 1<sup>st</sup>, 2020.

### General Queries

1	A	Total Queries addressed in last 24 hours	4,309
	B	Total Queries addressed till 13 <sup>th</sup> August	10,65,811

### Telemedicine

2	A	Total consultations given in last 24 hours	3,928
	B	Total consultations given till 13 <sup>th</sup> August	70,202

### Ambulance Services

3	A	Ambulances assigned in last 24 hours	553
	B	Total calls received in last 24 hours	579

### Tele-Psychological Counselling

4	A	Counselling given in last 24 hours	1,620
	B	Counselling given till 13 <sup>th</sup> August	16,376

### State Government Interventions :

- Status of availability of beds for COVID positive patients in government and private hospitals is available at Health & FW Department's website: [www.wbhealth.gov.in](http://www.wbhealth.gov.in)
- Safe Homes : An initiative by the Government of West Bengal for care and treatment of asymptomatic/mild symptomatic COVID patients for whom home isolation is not possible /advisable
- As per State Government advisory Satellite Health Facilities are being developed by private hospitals in close vicinity of their hospitals as separate health facility for treatment of asymptomatic/mild symptomatic COVID patients. This intervention is expected to free beds in the hospitals for serious patients.

All the guidelines and orders relating to Covid-19 are posted on [www.wbhealth.gov.in](http://www.wbhealth.gov.in)

You can follow us on :

Facebook at: <https://www.facebook.com/wbdhfw/>

Twitter at: <https://twitter.com/wbdhfw>