



Department of Health & Family Welfare Govt. of West Bengal

WEST BENGAL COVID-19 HEALTH BULLETIN – 13th SEPTEMBER 2020

Active COVID-19 Cases as on 13th September: 23,624

COVID 19 STATUS

S. No	Subject	Number
1	Total COVID-19 Cases till 12 th September	1,99,493
2	New COVID-19 Cases on 13 th September	3,215
3	Total COVID-19 Cases till 13th September (1+2)	2,02,708
4	Total Discharged	1,75,139 (+3,054)
5	Total Deaths as on 13 th September*	3,945 (+58)
6	Active COVID-19 Cases as on 13th September	23,624 (+103)
7	Discharge Rate (4/3)	86.40%

Note: All figures updated till 9AM, 13th September

#Daily increase/decrease with respect to previous day is shown as (+/-)

*Complete analysis can be referred from **Section X**, (Page no. 5)

TESTING SNAPSHOT

S. No	Subject	Number
1	Samples Tested till 12 th September	24,22,740
2	Samples Tested on 13 th September	47,318
3	Total Number of Samples Tested till 13th September (1+2)	24,70,058
4	Tests per Million population	27,445
5	% of Positive Cases out of Samples Tested	8.21%
6	Total Testing Laboratories*	76
7	Testing Laboratories added this week	5
8	Testing Laboratories pending approval	1

*Detailed breakup of these laboratories is given on **Page 4**

INFRASTRUCTURE DETAILS

S. No	Subject	Number
1	Total Number of Hospitals dedicated for treating COVID-19	92
2	Total Number of Govt. Hospitals dedicated for treating COVID-19	37
3	Total Number of Pvt. Hospitals requisitioned for treating COVID-19	55
4	Total Number of earmarked COVID-19 Beds	12,675
5	% Occupancy in COVID Beds	32.36%
6	Total ICU Beds in the COVID Hospitals	1,243
7	Total Number of Ventilators in the COVID Hospitals	790

IV

QUARANTINE DETAILS

Institutional Quarantine		
1	Total Govt. Quarantine Centres	582
2	Total number of people in Govt. Quarantine Centres	2,499
3	Total number of people released from Govt. Quarantine Centres	1,07,490
Home Quarantine		
1	Total Home Quarantined People	6,00,895
2	Total number of people currently in Home Quarantine	69,637
3	Total number of people released from Home Quarantine	5,31,258
Safe Homes		
1	Total Number of Safe Homes	200
2	Total Number of Beds in Safe Homes	11,507
3	Total Number of Patients in Safe Homes currently	1,725



Department of Health & Family Welfare Govt. of West Bengal

WEST BENGAL COVID-19 HEALTH BULLETIN – 13th SEPTEMBER 2020

V

DISTRICT SNAPSHOT#

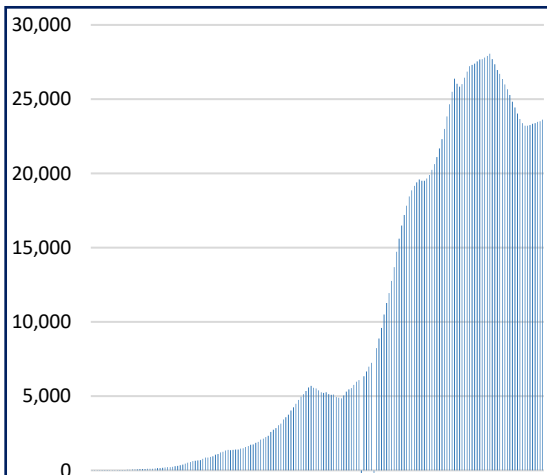
1	2	3	4	5	6 = 3-4-5	7
S. No	District	Total Cases	Total Discharged	Total Deaths	Total Active Cases	Last Reported Case
1	Alipurduar	3,283 ⁺⁸³	2,742 ⁺⁸⁰	28 ⁺¹	513 ⁺²	12- Sept
2	Coochbehar	4,279 ⁺⁹¹	3,663 ⁺⁷⁸	20	596 ⁺¹³	12- Sept
3	Darjeeling	6,230 ⁺¹¹⁷	5,446 ⁺¹¹⁸	92 ⁺¹	692 ⁻²	12- Sept
4	Kalimpong	637 ⁺²⁷	523 ⁺²	3	111 ⁺²⁵	12- Sept
5	Jalpaiguri	4,726 ⁺⁸⁶	4,106 ⁺⁵¹	40 ⁺¹	580 ⁺³⁴	12- Sept
6	Uttar Dinajpur	2,812 ⁺³⁹	2,440 ⁺¹⁵	27	345 ⁺²⁴	12- Sept
7	Dakshin Dinajpur	4,472 ⁺⁴⁸	4,031 ⁺³⁷	29	412 ⁺¹¹	12- Sept
8	Malda	5,585 ⁺⁷¹	5,127 ⁺⁴²	49 ⁺²	409 ⁺²⁷	12- Sept
9	Murshidabad	4,404 ⁺¹⁰⁴	3,710 ⁺⁷⁰	52	642 ⁺³⁴	12- Sept
10	Nadia	5,440 ⁺¹³⁷	4,442 ⁺¹¹⁶	64 ⁺¹	934 ⁺²⁰	12- Sept
11	Birbhum	2,746 ⁺⁵⁹	2,327 ⁺²²	21 ⁺¹	398 ⁺³⁶	12- Sept
12	Purulia	2,141 ⁺⁶⁸	1,640 ⁺⁴⁰	7 ⁺¹	494 ⁺²⁷	12- Sept
13	Bankura	3,864 ⁺⁹⁶	3,196 ⁺⁹⁶	29 ⁺³	639 ⁻³	12- Sept
14	Jhargram	369 ⁺¹¹	304 ⁺²	2	63 ⁺⁹	12- Sept
15	Paschim Medinipur	6,965 ⁺²²⁰	5,489 ⁺¹⁸²	80 ⁺²	1,396 ⁺³⁶	12- Sept
16	Purba Medinipur	8,521 ⁺¹³⁵	6,988 ⁺¹⁶³	87 ⁺³	1,446 ⁻³¹	12- Sept
17	Purba Bardhaman	3,711 ⁺⁶⁹	3,060 ⁺⁶⁴	27 ⁺²	624 ⁺³	12- Sept
18	Paschim Bardhaman	5,369 ⁺¹²¹	4,278 ⁺¹⁵⁵	45 ⁺¹	1,046 ⁻³⁵	12- Sept
19	Howrah	15,217 ⁺¹⁷²	13,823 ⁺¹²²	456 ⁺⁷	938 ⁺⁴³	12- Sept
20	Hooghly	9,977 ⁺²⁰⁹	8,404 ⁺³⁰⁰	172 ⁺⁴	1,401 ⁻⁹⁵	12- Sept
21	North 24 Parganas	41,594 ⁺⁵²⁷	36,309 ⁺⁶⁵⁶	889 ⁺¹³	4,396 ⁻¹⁴²	12- Sept
22	South 24 Parganas	13,712 ⁺¹⁸⁴	12,073 ⁺¹²³	250 ⁺³	1,389 ⁺⁵⁸	12- Sept
23	Kolkata	46,588 ⁺⁵⁴¹	40,955 ⁺⁵²⁰	1,473 ⁺¹²	4,160 ⁺⁹	12- Sept
24	Other State	66	63	3	0	6-June
TOTAL		2,02,708^{+3,215}	1,75,139^{+3,054}	3,945⁺⁵⁸	23,624⁺¹⁰³	

#District Wise data is subject to verification and may change

#Daily increase/decrease with respect to previous day is in superscript as +/- (Eg: ⁺⁴)

VI

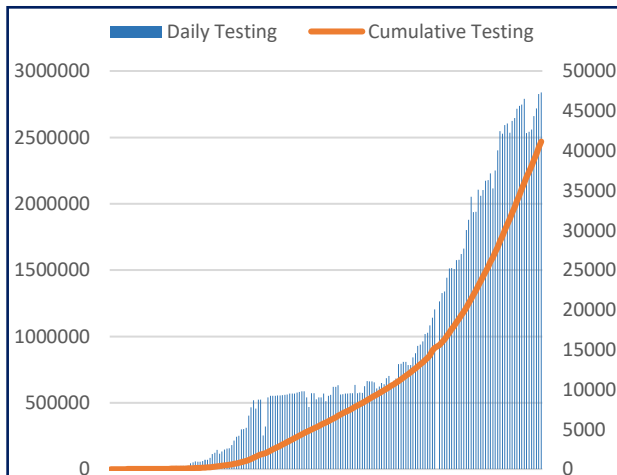
DAILY CUMULATIVE ACTIVE COVID-19 CASES



17th March to 13th Sep

VII

SAMPLES TESTED (Daily and Cumulative)



17th March to 13th Sep



Department of Health & Family Welfare Govt. of West Bengal

WEST BENGAL COVID-19 HEALTH BULLETIN – 13th SEPTEMBER 2020

VIII

UNIT WISE EQUIPMENT SUPPLY (CUMULATIVE)

S. No.	Unit Name	PPE	N95/FFP2	Regular Masks		Gloves	Sanitizer (In ltr.)
				Reusable Mask	Disposable Mask		
1	Alipurduar	14,300	18,250	13,400	80,400	51,700	3,842.0
2	Bankura	30,250	29,200	25,800	1,11,550	71,200	5,948.0
3	Birbhum	26,950	18,800	30,400	60,550	12,700	4,821.0
4	Bishnupur HD	10,850	21,900	49,100	92,250	79,200	4,861.0
5	Coochbehar	25,600	18,450	25,700	26,100	5,700	3,604.0
6	Dakshin Dinajpur	14,400	14,650	21,500	85,100	58,200	4,371.0
7	Darjeeling	30,250	31,650	22,900	24,200	8,700	4,098.0
8	Diamond Harbour HD	35,750	24,300	28,000	82,550	58,500	3,034.0
9	Hooghly	40,370	30,250	43,000	1,08,700	79,100	7,541.0
10	Howrah	82,950	48,000	56,780	1,35,050	1,57,200	5,931.0
11	Jalpaiguri	26,800	25,100	45,300	81,000	15,700	4,463.0
12	Jhargram	8,750	9,800	24,890	43,050	36,700	3,443.0
13	Kalimpong	13,650	15,800	19,000	49,550	9,200	3,070.5
14	Malda	20,600	18,200	26,000	65,100	72,700	6,151.0
15	Murshidabad	23,833	34,880	44,700	96,100	69,200	10,080.0
16	Nadia	46,570	22,740	36,800	1,01,550	93,700	4,731.0
17	North 24 Parganas	58,800	39,740	31,440	1,22,000	55,700	6,433.5
18	Basirhat HD	36,320	30,730	32,280	1,10,550	1,23,000	3,897.0
19	Paschim Bardhaman	26,650	23,900	17,580	68,500	84,900	1,407.0
20	Paschim Medinipur	27,950	32,300	36,590	1,11,050	1,08,700	6,035.0
21	Purba Bardhaman	39,650	32,700	23,800	94,050	94,200	6,843.0
22	Purba Medinipur	35,550	22,700	32,220	26,550	32,600	1,731.0
23	Nandigram HD	10,750	21,400	30,140	89,050	61,700	6,129.0
24	Purulia	35,950	22,600	48,700	1,04,550	89,700	6,171.0
25	Rampurhat HD	17,650	20,300	28,300	40,550	47,000	4,087.0
26	South 24 Parganas	34,950	23,100	29,900	65,750	52,900	1,941.0
27	Uttar Dinajpur	32,250	30,050	41,600	78,050	64,700	4,553.0
28	Bankura S MC&H	12,500	29,650	10,200	1,27,000	1,31,900	1,960.0
29	Coochbehar MC&H	11,800	10,900	14,600	40,000	52,000	2,292.0
30	NB MC&H	29,350	59,000	20,000	1,58,700	1,48,000	5,490.0
31	Diamond Harbour MC&H	12,300	14,200	10,100	1,03,000	1,09,500	2,598.0
32	Malda MC&H	14,800	44,600	13,100	1,43,500	1,45,500	4,018.0
33	Murshidabad MC&H	25,630	43,450	14,600	83,500	1,14,000	1,940.0
34	Bardhaman MC&H	18,900	26,100	17,500	1,19,000	1,25,500	2,698.0
35	Medinipur MC&H	33,300	40,200	27,100	1,77,500	1,22,500	7,398.0
36	Purulia MC&H	11,300	16,700	51,600	77,500	86,000	3,598.0
37	Rampurhat MC&H	16,400	15,400	17,600	29,000	40,500	7,598.0
38	Raiganj MC&H	12,100	11,400	13,100	33,500	40,500	1,790.0
39	JNM MC&H	17,400	20,000	24,000	45,000	27,500	2,172.0
40	Sagar Dutta MC&H	36,020	49,830	17,600	1,07,050	1,20,000	5,378.0
41	ID & BG Hospital	35,050	45,800	20,600	75,100	53,500	2,671.0
42	RG Kar MCH	31,350	53,000	15,800	2,10,550	2,10,700	5,107.0
43	NRS MCH	44,250	51,500	30,300	1,28,050	1,04,200	3,340.0
44	IPGMER & SSKMH	77,900	78,590	55,100	3,19,550	2,96,500	9,267.0
45	Medical College, Kolkata	99,450	91,000	18,800	2,04,050	2,51,500	5,712.0
46	CNMCH	43,350	43,800	23,150	1,21,500	52,500	3,372.0
47	Other Govt Dept/Institutions	3,19,376	2,82,745	1,88,838	7,50,826	6,94,302	40,578.3
48	Stock in hand-In Transit	5,88,393	4,21,685	7,55,851	1,12,882	2,108	25,595.9
TOTAL		22,99,262	21,31,040	22,25,359	53,20,208	46,23,210	2,73,790.2

**In addition to State supply, local procurement is also done.*



Department of Health & Family Welfare Govt. of West Bengal

WEST BENGAL COVID-19 HEALTH BULLETIN – 13th SEPTEMBER 2020

IX

DETAILS OF TESTING LABS

	Name of Testing Lab	Samples Tested	Method of Testing	Functional WEF
1	NICED	1,19,033	RT-PCR	Since Beginning
2	SSKM	1,26,290	RT-PCR	17-Mar
3	Medinipur MCH	1,00,802	RT-PCR	24-Mar
4	North Bengal MCH	1,35,912	RT-PCR	29-Mar
5	School of Tropical Medicine	81,370	RT-PCR	01-Apr
6	Apollo Hospital	15,361	RT-PCR	06-Apr
7	Tata Medical Centre	10,924	RT-PCR	06-Apr
8	Malda MCH	89,861	RT-PCR	08-Apr
9	Dr. Lal Pathlab	1,00,172	RT-PCR	17-Apr
10	Command Hospital	12,317	RT-PCR	17-Apr
11	CNCI	9,218	RT-PCR	22-Apr
12	RG Kar MCH	1,03,666	RT-PCR	24-Apr
13	SURAKSHA	60,206	RT-PCR	24-Apr
14	Murshidabad MCH	73,702	RT-PCR	26-Apr
15	Peerless	20,089	RT-PCR	30-Apr
16	Burdwan MCH	70,915	RT-PCR	06-May
17	MCH Kolkata	38,712	RT-PCR	08-May
18	NRS MCH	42,733	RT-PCR	12-May
19	Sanaka Hospitals	48,108	RT-PCR	12-May
20	Medica Hospital	52,126	RT-PCR	15-May
21	Bankura MCH	57,320	RT-PCR	22-May
22	Suri DH	42,309	RT-PCR	22-May
23	Coochbehar GMCH	26,081	RT-PCR	06-Jun
24	COMJNM Kalyani	47,744	RT-PCR	10-Jun
25	Desun Hospital	1,834	RT-PCR	17-Jun
26	RN Tagore Hospital	7,171	RT-PCR	24-Jun
27	Raigunj MCH	26,762	RT-PCR	26-Jun
28	Jagannath Gupta Institute of Medical Sciences	1,330	RT-PCR	06-Jul
29	ESI-Postgraduate Institute of Medical Science and Research	2,543	RT-PCR	16-Jul
30	Remedy Lifecare, Kolkata	2,442	RT-PCR	21-Jul
31	AMRI Dhakuria	12,963	RT-PCR	19-May
32	Rampurhat MCH	23,928	RT-PCR	19-May
33	CNMCH	17,198	RT-PCR	20-May
34	DH GMCH	22,753	RT-PCR	20-May
35	COMSDH	15,021	RT-PCR	27-May
36	Purulia Govt. MCH	23,672	RT-PCR	03-Jun
37	SRL Lab	9,613	RT-PCR	18-Jun
38	Probe diagnostics	596	RT-PCR	14-Aug
39	Pulse Diagnostics	29	RT-PCR	12-Sept
40	AMRI Salt Lake	5,356	CBNAAT	01-May
41	CMRI	4,238	CBNAAT	13-May
42	Asansol DH	1,364	TRUENAT	19-May
43	Jhargram DH	1,181	TRUENAT	19-May
44	Falakata SSH	2,223	TRUENAT	20-May
45	Balughat DH	1,712	TRUENAT	22-May
46	Serampore DH	1,048	TRUENAT	25-May
47	Uluberia SSH	1,204	TRUENAT	27-May
48	Jangipur SDH	892	TRUENAT	27-May
49	Egra SDH	331	TRUENAT	27-May
50	MR Bangur Hospital	344	TRUENAT	28-May
51	Chanchal SDH	365	TRUENAT	28-May
52	Biswa Bangla Krirangan COVID Hospital	31,778	TRUENAT	31-May
53	Woodlands	2,075	CBNAAT	11-Jun
54	Alipurduar DH	1,472	TRUENAT	16-Jun
55	Basirhat DH	248	TRUENAT	19-Jun
56	Anandaloke Sonoscan, Siliguri	852	TRUENAT	27-Jun
57	Gangarampur SDH	560	CBNAAT	16-Jul
58	Contal SDH	286	TRUENAT	20-Jul
59	ILS hospital	595	TRUENAT	25-Jul
60	Uttar Latabari DH	76	TRUENAT	04-Aug
61	Nandigram SSH/DH	244	TRUENAT	04-Aug
62	Panskura Hospital	100	TRUENAT	06-Aug
63	Chittaranjan Seva Sadan Hospital	86	TRUENAT	10-Aug
64	Dr. PK Saha Hospital, Coochbihar	519	TRUENAT	11-Aug
65	Salt Lake SDH	118	TRUENAT	13-Aug
66	Charnock Hospital	302	TRUENAT	14-Aug
67	Gabberia SGH	28	TRUENAT	15-Aug
68	Spandan Disgnostic Center	874	TRUENAT	16-Aug
69	Kakdwip SSH	39	TRUENAT	17-Aug
70	Mal SSH	40	TRUENAT	18-Aug
71	Howrah DH	61	TRUENAT	21-Aug
72	Sagardighi SSH	1	TRUENAT	2-Sept
73	Domkal SSH	5	TRUENAT	6-Sept
74	Udaynarayanpur SGH Howrah	13	TRUENAT	7- Sept
75	GD Hospital & Diabetes Institute, Howrah	11	CBNAAT	8-Sept
76	Nightingale Diagnostic & Medicare Centre	4	TRUENAT	12-Sept
77	Antigen Test done within the State	7,10,980	-	-
78	Samples Tested in Labs Outside the State	45,607	RT-PCR	-
	TOTAL	24,70,058		

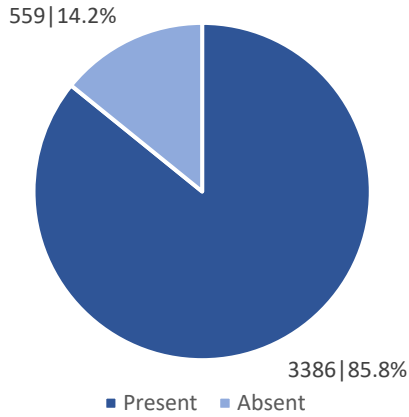
Note: Average tests per CBNAAT and TRUENAT machines are 32 per day and 16 per day respectively



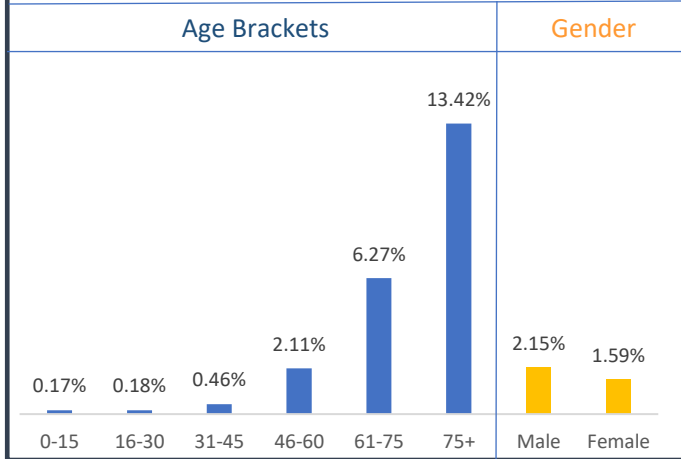
WEST BENGAL COVID-19 HEALTH BULLETIN – 13th SEPTEMBER 2020

X

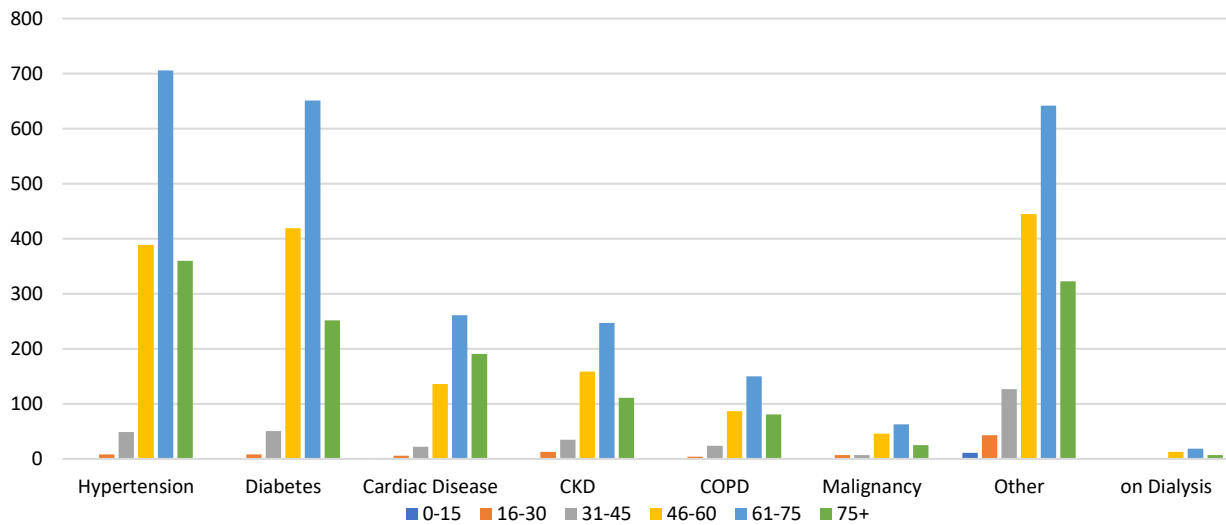
Comorbidity Status in Deceased Cases (n=3,945)



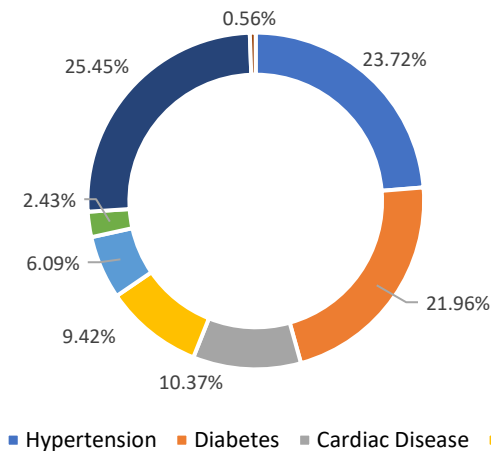
Fatality Rate in Respective Age Brackets & Gender Group



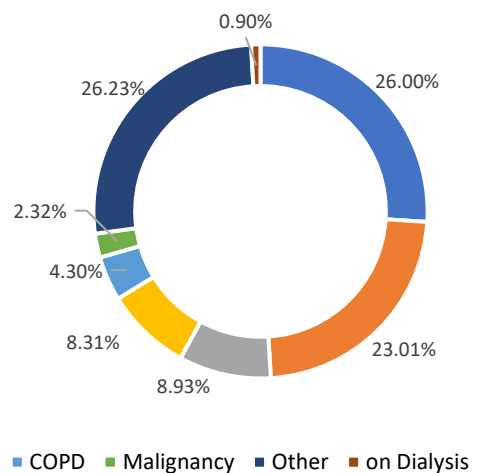
Age Group Wise Comorbidities Among Deceased



Share of Comorbidities in Male



Share of Comorbidities in Female



FATALITY ANALYSIS



Department of Health & Family Welfare Govt. of West Bengal

WEST BENGAL COVID-19 HEALTH BULLETIN – 13th SEPTEMBER 2020

XI
EQUIPMENT SUPPLY

S. No	Equipment	Ordered by State Govt.	Received Yesterday	Total Received by State Govt.	Order Pending
1	PPEs	29.10 L	5,000	22.28 L	6.82 L
2	N95/FFP2 Masks	37.50 L	25,000	20.35 L	17.15 L
3	Regular Masks	59.50 L	20,000	55.18 L	4.32 L
4	Hand Sanitizers (In Ltrs.)	3.01 L	1,000	2,56,000	45,000
5	Gloves	44.50 L	50,000	43.10 L	1.40 L
6	Thermal Guns	20,000	NIL	20,000	NIL

XII
DEDICATED COVID-19 HELPLINE (24 X 7)

1. Dedicated COVID-19 Helpline : **1800 313 444 222**
2. Direct Telemedicine Line : **033 23576001**
3. Ambulance Service : **033 40902929**
4. COVID Telemedicine App "[Covid Telemedicine WB](#)" on Google Play Store
 - These services include allocation of beds in Govt. hospitals and Safe Homes
 - Telemedicine for citizens at large and those in home isolation
 - Ambulance service includes guidance and provision of Govt. ambulance
5. Tele-Psychological counselling services have started since August 1st, 2020.

General Queries			
1	A	Total Queries addressed in last 24 hours	3,950
	B	Total Queries addressed till 12 th September	11,90,187
Telemedicine			
2	A	Total consultations given in last 24 hours	4,205
	B	Total consultations given till 12 th September	2,00,223
Ambulance Services			
3	A	Ambulances assigned in last 24 hours	483
	B	Total calls received in last 24 hours	497
Tele-Psychological Counselling			
4	A	Counselling given in last 24 hours	1,214
	B	Counselling given till 12 th September	60,252

State Government Interventions :

- Status of availability of beds for COVID positive patients in government and private hospitals is available at Health & FW Department's website: www.wbhealth.gov.in
- Safe Homes : An initiative by the Government of West Bengal for care and treatment of asymptomatic/mild symptomatic COVID patients for whom home isolation is not possible /advisable
- As per State Government advisory Satellite Health Facilities are being developed by private hospitals in close vicinity of their hospitals as separate health facility for treatment of asymptomatic/mild symptomatic COVID patients. This intervention is expected to free beds in the hospitals for serious patients.

All the guidelines and orders relating to Covid-19 are posted on www.wbhealth.gov.in

You can follow us on :

Facebook at: <https://www.facebook.com/wbdhfw/>

Twitter at: <https://twitter.com/wbdhfw>