



# Department of Health & Family Welfare Govt. of West Bengal

## WEST BENGAL COVID-19 HEALTH BULLETIN – 13<sup>th</sup> APRIL 2021

### Active COVID-19 Cases as on 13<sup>th</sup> April: 29,050

COVID 19 STATUS	S. No	Subject	Number
	1	Total COVID-19 Cases till 12 <sup>th</sup> April	6,19,407
	2	New COVID-19 Cases on 13 <sup>th</sup> April	4,817
	3	<b>Total COVID-19 Cases till 13<sup>th</sup> April (1+2)</b>	<b>6,24,224</b>
	4	Total Discharged	5,84,740 (+2,278)
	5	Total Deaths as on 13 <sup>th</sup> April*	10,434 (+20)
	6	<b>Active COVID-19 Cases as on 13<sup>th</sup> April</b>	<b>29,050 (+2,519)</b>
	7	Discharge Rate (4/3)	93.67%

Note: All figures updated till 9AM, 13<sup>th</sup> April

#Daily increase/decrease with respect to previous day is shown as (+/-)

\*Complete analysis can be referred from **Section X**, (Page no. 5)

TESTING SNAPSHOT	S. No	Subject	Number
	1	Samples Tested till 12 <sup>th</sup> April	95,47,164
	2	Samples Tested on 13 <sup>th</sup> April	42,214
	3	<b>Total Number of Samples Tested till 13<sup>th</sup> April (1+2)</b>	<b>95,89,378</b>
	4	Tests per Million population	1,06,549
	5	% of Positive Cases out of Samples Tested	6.51%
	6	Total Testing Laboratories*	105
	7	Testing Laboratories added this week	0
8	Testing Laboratories pending approval	1	

\*Detailed breakup of these laboratories is given on **Page 4 and Page 5**

INFRASTRUCTURE DETAILS	S. No	Subject	Number
	1	Total Number of Hospitals dedicated for treating COVID-19	56
	2	Total Number of Govt. Hospitals dedicated for treating COVID-19	45
	3	Total Number of Pvt. Hospitals requisitioned for treating COVID-19	11
	4	Total Number of earmarked COVID-19 Beds	7,428
	5	% Occupancy in COVID Beds	31.09%
	6	Total ICU/HDU Beds in the COVID Hospitals	1,796
7	Total Number of Ventilators in the COVID Hospitals	525	

QUARANTINE DETAILS	Home Quarantine		
	1	Total Home Quarantined People	25,68,609
	2	Total number of people currently in Home Quarantine	9,739
	3	Total number of people released from Home Quarantine	25,58,870
	1	Total Number of Safe Homes	200
	2	Total Number of Beds in Safe Homes	11,507
	3	Total Number of Patients in Safe Homes currently	25



# Department of Health & Family Welfare Govt. of West Bengal

## WEST BENGAL COVID-19 HEALTH BULLETIN – 13<sup>th</sup> APRIL 2021

V

DISTRICT SNAPSHOT#

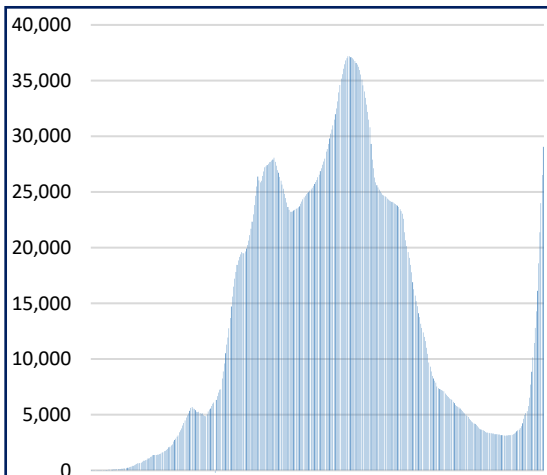
1	2	3	4	5	6 = 3-4-5	7
S. No	District	Total Cases	Total Discharged	Total Deaths	Total Active Cases	Last Reported Case
1	Alipurduar	7,807 <sup>+21</sup>	7,668 <sup>+5</sup>	86	53 <sup>+16</sup>	12- Apr
2	Coochbehar	11,999 <sup>+15</sup>	11,848 <sup>+11</sup>	72	79 <sup>+4</sup>	12- Apr
3	Darjeeling	19,255 <sup>+113</sup>	18,590 <sup>+38</sup>	204	461 <sup>+75</sup>	12- Apr
4	Kalimpong	2,284 <sup>+11</sup>	2,223 <sup>+1</sup>	27	34 <sup>+10</sup>	12- Apr
5	Jalpaiguri	15,151 <sup>+66</sup>	14,729 <sup>+21</sup>	164	258 <sup>+45</sup>	12- Apr
6	Uttar Dinajpur	7,265 <sup>+78</sup>	6,840 <sup>+13</sup>	78	347 <sup>+65</sup>	12- Apr
7	Dakshin Dinajpur	8,357 <sup>+3</sup>	8,176 <sup>+13</sup>	74	107 <sup>-10</sup>	12- Apr
8	Malda	13,954 <sup>+149</sup>	12,943 <sup>+62</sup>	116	895 <sup>+87</sup>	12- Apr
9	Murshidabad	13,552 <sup>+148</sup>	12,489 <sup>+67</sup>	152	911 <sup>+81</sup>	12- Apr
10	Nadia	23,748 <sup>+105</sup>	22,747 <sup>+55</sup>	323	678 <sup>+50</sup>	12- Apr
11	Birbhum	12,582 <sup>+283</sup>	10,760 <sup>+119</sup>	90	1,732 <sup>+164</sup>	12- Apr
12	Purulia	8,042 <sup>+120</sup>	7,514 <sup>+31</sup>	50	478 <sup>+89</sup>	12- Apr
13	Bankura	12,461 <sup>+67</sup>	12,132 <sup>+20</sup>	92	237 <sup>+47</sup>	12- Apr
14	Jhargram	3,108 <sup>+3</sup>	3,056 <sup>+1</sup>	22	30 <sup>+2</sup>	12- Apr
15	Paschim Medinipur	20,710 <sup>+72</sup>	20,143 <sup>+22</sup>	312	255 <sup>+50</sup>	12- Apr
16	Purba Medinipur	21,419 <sup>+102</sup>	20,691 <sup>+31</sup>	280	448 <sup>+71</sup>	12- Apr
17	Purba Bardhaman	13,451 <sup>+140</sup>	12,835 <sup>+36</sup>	104	512 <sup>+104</sup>	12- Apr
18	Paschim Bardhaman	18,789 <sup>+166</sup>	17,071 <sup>+117</sup>	175 <sup>+1</sup>	1,543 <sup>+48</sup>	12- Apr
19	Howrah	39,564 <sup>+284</sup>	36,458 <sup>+184</sup>	1,061 <sup>+2</sup>	2,045 <sup>+98</sup>	12- Apr
20	Hooghly	31,970 <sup>+168</sup>	30,257 <sup>+147</sup>	502 <sup>+2</sup>	1,211 <sup>+19</sup>	12- Apr
21	North 24 Parganas	1,34,710 <sup>+1,134</sup>	1,25,604 <sup>+539</sup>	2,560 <sup>+4</sup>	6,546 <sup>+591</sup>	12- Apr
22	South 24 Parganas	40,238 <sup>+298</sup>	37,735 <sup>+151</sup>	719	1,784 <sup>+147</sup>	12- Apr
23	Kolkata	1,43,742 <sup>+1,271</sup>	1,32,168 <sup>+594</sup>	3,168 <sup>+11</sup>	8,406 <sup>+666</sup>	12- Apr
24	Other State	66	63	3	0	6-June
<b>TOTAL</b>		<b>6,24,224<sup>+4,817</sup></b>	<b>5,84,740<sup>+2,278</sup></b>	<b>10,434<sup>+20</sup></b>	<b>29,050<sup>+2,519</sup></b>	

#District Wise data is subject to verification and may change

#Daily increase/decrease with respect to previous day is in superscript as +/- (Eg: +4)

VI

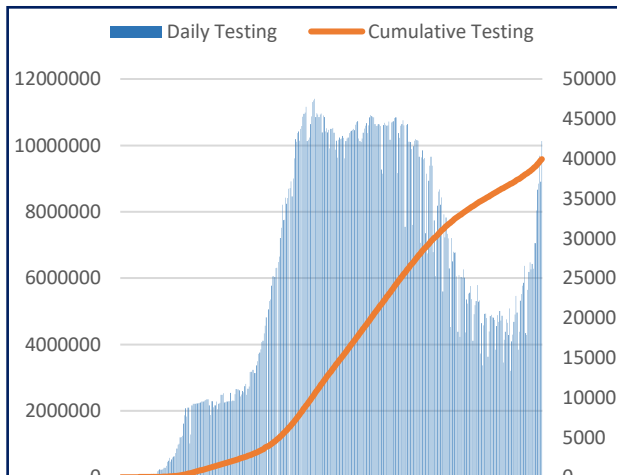
DAILY CUMULATIVE ACTIVE COVID-19 CASES



17<sup>th</sup> March to 13<sup>th</sup> Apr

VII

SAMPLES TESTED (Daily and Cumulative)



17<sup>th</sup> March to 13<sup>th</sup> Apr



Department of Health & Family Welfare  
Govt. of West Bengal

WEST BENGAL COVID-19 HEALTH BULLETIN – 13<sup>th</sup> APRIL 2021

VIII

UNIT WISE EQUIPMENT SUPPLY (CUMULATIVE)

S. No.	Unit Name	PPE	N95/FFP2	Regular Masks		Gloves	Sanitizer (In ltr.)
				Reusable Mask	Disposable Mask		
1	Alipurduar	17,800	26,250	13,400	1,00,900	89,475	5,092
2	Bankura	46,717	57,116	31,400	66,550	1,57,900	9,061
3	Birbhum	36,150	28,300	32,400	96,050	49,700	6,910
4	Bishnupur HD	15,350	38,449	55,602	32,468	1,66,536	4,000
5	Coochbehar	33,600	29,450	29,200	1,36,375	89,109	6,449
6	Dakshin Dinajpur	20,400	19,650	21,500	1,21,600	1,08,700	5,280
7	Darjeeling	90,411	95,347	22,900	3,44,239	2,54,975	3,656
8	Diamond Harbour HD	52,726	56,013	33,267	1,85,720	1,92,465	9,750
9	Hooghly	82,150	69,983	59,497	3,95,100	46,782	18,211
10	Howrah	1,25,265	91,432	66,580	4,10,165	27,842	11,339
11	Jalpaiguri	34,800	41,754	45,550	1,51,038	2,80,550	8,318
12	Jhargram	19,715	16,520	24,890	69,100	1,32,000	5,468
13	Kalimpong	21,150	23,245	19,800	1,31,992	1,62,649	4,884
14	Malda	26,100	23,200	26,000	87,100	97,700	7,151
15	Murshidabad	36,594	62,202	56,900	7,89,737	1,15,350	5,867
16	Nadia	72,470	55,389	37,100	1,49,050	1,84,300	11,481
17	North 24 Parganas	1,12,000	1,02,594	44,140	9,36,465	3,00,000	11,675
18	Basirhat HD	44,320	59,020	35,636	1,74,000	2,61,150	7,094
19	Paschim Bardhaman	37,850	35,100	17,780	1,21,000	1,21,900	2,257
20	Paschim Medinipur	42,226	61,566	49,858	2,68,357	1,72,335	7,885
21	Purba Bardhaman	65,800	60,100	27,100	1,36,550	1,58,800	11,064
22	Purba Medinipur	54,550	52,030	33,220	4,24,050	74,532	20,481
23	Nandigram HD	18,750	38,026	30,640	1,21,050	1,01,000	8,244
24	Purulia	50,450	36,245	52,700	1,48,550	1,21,700	7,421
25	Rampurhat HD	24,150	29,000	30,300	62,050	76,650	5,637
26	South 24 Parganas	57,450	41,498	88,488	3,32,050	1,41,395	7,084
27	Uttar Dinajpur	35,750	43,550	68,314	2,01,900	3,18,500	9,246
28	Bankura S MC&H	21,415	55,773	10,200	1,99,384	2,94,296	7,428
29	Coochbehar MC&H	13,800	14,900	14,600	58,700	2,71,000	3,442
30	NB MC&H	40,350	1,03,500	20,000	2,24,200	2,46,500	8,390
31	Diamond Harbour MC&H	14,089	32,255	10,100	1,47,750	1,83,050	5,503
32	Malda MC&H	18,800	86,900	13,100	1,88,500	2,58,500	7,708
33	Murshidabad MC&H	31,848	96,364	16,601	1,80,950	72,600	8,390
34	Bardhaman MC&H	23,900	35,377	17,500	1,21,281	3,32,000	6,329
35	Medinipur MC&H	56,400	89,015	38,595	63,350	2,12,595	5,345
36	Purulia MC&H	13,300	24,108	51,600	49,300	1,66,548	12,715
37	Rampurhat MC&H	21,400	40,232	17,600	40,000	88,500	10,048
38	Raiganj MC&H	14,100	13,059	13,100	56,500	87,000	2,246
39	JNM MC&H	93,600	1,47,600	24,000	1,87,000	2,90,500	4,000
40	Sagar Dutta MC&H	93,600	1,47,600	17,600	1,87,000	2,90,500	4,000
41	ID & BG Hospital	57,000	81,500	29,000	1,01,100	1,49,000	4,950
42	RG Kar MCH	40,850	76,822	15,800	3,01,050	80,728	8,664
43	NRS MCH	69,922	1,23,519	32,729	2,15,550	2,93,700	7,276
44	IPGMER & SSKMH	98,900	1,33,800	68,500	47,049	4,99,500	18,167
45	Medical College, Kolkata	1,87,142	1,92,649	22,577	53,528	43,500	10,732
46	CNMCH	52,350	55,500	23,150	1,33,500	2,69,700	3,672
47	Other Govt Dept/Institutions	6,13,937	8,96,504	4,22,532	13,16,040	17,29,678	1,14,209
48	Stock in hand-In Transit	1,24,865	13,55,034	5,14,313	1,45,270	1,49,820	14,569
<b>TOTAL</b>		<b>29,76,262</b>	<b>50,95,040</b>	<b>24,47,359</b>	<b>1,02,10,208</b>	<b>1,00,13,210</b>	<b>4,88,789</b>

\*In addition to State supply, local procurement is also done.



# Department of Health & Family Welfare Govt. of West Bengal

## WEST BENGAL COVID-19 HEALTH BULLETIN – 13<sup>th</sup> APRIL 2021

IX

DETAILS OF TESTING LABS

S. No.	Name of Testing Lab	Samples Tested	Method of Testing	Functional WEF
1	NICED	2,21,563	RT-PCR	Since Beginning
2	SSKM	3,05,374	RT-PCR	17-Mar
3	Medinipur MCH	1,66,172	RT-PCR	24-Mar
4	North Bengal MCH	3,63,080	RT-PCR	29-Mar
5	School of Tropical Medicine	2,32,028	RT-PCR	01-Apr
6	Apollo Hospital	57,555	RT-PCR	06-Apr
7	Tata Medical Centre	21,710	RT-PCR	06-Apr
8	Malda MCH	2,65,361	RT-PCR	08-Apr
9	Dr. Lal Pathlab	2,39,133	RT-PCR	17-Apr
10	Command Hospital	35,177	RT-PCR	17-Apr
11	CNCI	25,236	RT-PCR	22-Apr
12	RG Kar MCH	2,65,796	RT-PCR	24-Apr
13	SURAKSHA	1,34,520	RT-PCR	24-Apr
14	Murshidabad MCH	2,04,483	RT-PCR	26-Apr
15	Peerless	67,977	RT-PCR	30-Apr
16	Burdwan MCH	1,94,223	RT-PCR	06-May
17	MCH Kolkata	1,09,839	RT-PCR	08-May
18	NRS MCH	1,41,108	RT-PCR	12-May
19	Sanaka Hospitals	1,09,968	RT-PCR	12-May
20	Medica Hospital	1,24,615	RT-PCR	15-May
21	Bankura MCH	1,72,610	RT-PCR	22-May
22	Suri DH	1,41,927	RT-PCR	22-May
23	Coochbehar GMCH	1,79,079	RT-PCR	06-Jun
24	COMJNM Kalyani	1,76,772	RT-PCR	10-Jun
25	Desun Hospital	7,251	RT-PCR	17-Jun
26	RN Tagore Hospital	38,625	RT-PCR	24-Jun
27	Raigunj MCH	86,828	RT-PCR	26-Jun
28	Jagannath Gupta Institute of Medical Sciences	4,630	RT-PCR	06-Jul
29	ESI-Postgraduate Institute of Medical Science and Research	11,831	RT-PCR	16-Jul
30	Remedy Lifecare, Kolkata	13,506	RT-PCR	21-Jul
31	AMRI Dhakuria	49,266	RT-PCR	19-May
32	Rampurhat MCH	89,445	RT-PCR	19-May
33	CNMCH	79,606	RT-PCR	20-May
34	DH GMCH	1,78,169	RT-PCR	20-May
35	COMSDH	56,949	RT-PCR	27-May
36	Purulia Govt. MCH	1,03,038	RT-PCR	03-Jun
37	SRL Lab	1,40,386	RT-PCR	18-Jun
38	Probe diagnostics	43,761	RT-PCR	14-Aug
39	Pulse Diagnostics	65,320	RT-PCR	12-Sept
40	RB Diagnostic Kolkata	62,119	RT-PCR	20-Sept
41	Purba Medinipur DH	29,681	RT-PCR	24-Sept
42	B.P. Poddar Hospital & Medical Research Ltd	2,381	RT-PCR	27-Oct
43	Swastik Clinic & Seva Sadan Pvt. Ltd., Birbhum	315	RT-PCR	27-Oct
44	Repromed Diagnostic Ltd	16,086	RT-PCR	24-Sept
45	Gouri Devi Institute of Medical Sciences and Hospital	2,037	RT-PCR	7-Nov
46	IQ City Medical College Durgapur	4,573	RT-PCR	4-Dec
47	Imambara DH, Hooghly	22,381	RT-PCR	15-Dec
48	Saroj Gupta Cancer Center & Research Institute	2571	RT-PCR	23-Dec
49	Lasco Medicare Pvt. Ltd. Howrah	1874	RT-PCR	5-Jan
50	Icare Institute of Medical Sciences and Research	421	RT-PCR	25-Jan
51	Sanjiban Hospital, Howrah	1362	RT-PCR	23-Feb
52	AMRI Salt Lake	17,334	CBNAAT	01-May
53	CMRI	17,191	CBNAAT	13-May

Note: Average tests per CBNAAT and TRUENAT machines are 32 per day and 16 per day respectively



# Department of Health & Family Welfare Govt. of West Bengal

## WEST BENGAL COVID-19 HEALTH BULLETIN – 13<sup>th</sup> APRIL 2021

IX

DETAILS OF TESTING LABS

S. No.	Name of Testing Lab	Samples Tested	Method of Testing	Functional WEF
54	Asansol DH	4,063	TRUENAT	19-May
55	Jhargram DH	2,675	TRUENAT	19-May
56	Falakata SSH	3,864	TRUENAT	20-May
57	Balurghat DH	2,530	TRUENAT	22-May
58	Serampore DH	1,178	TRUENAT	25-May
59	Uluberia SSH	1,866	TRUENAT	27-May
60	Jangipur SDH	1,685	TRUENAT	27-May
61	Egra SDH	616	TRUENAT	27-May
62	MR Bangur Hospital	415	TRUENAT	28-May
63	Chanchal SDH	557	TRUENAT	28-May
64	Biswa Bangla Krirangan COVID Hospital	88,120	TRUENAT	31-May
65	Woodlands	9,064	CBNAAT	11-Jun
66	Alipurduar DH	1,542	TRUENAT	16-Jun
67	Basirhat DH	339	TRUENAT	19-Jun
68	Anandaloke Sonoscan, Siliguri	7,139	TRUENAT	27-Jun
69	Gangarampur SDH	1,176	CBNAAT	16-Jul
70	Contai SDH	1,891	TRUENAT	20-Jul
71	ILS hospital	1,983	TRUENAT	25-Jul
72	Uttar Latabari DH	133	TRUENAT	04-Aug
73	Nandigram SSH/DH	792	TRUENAT	04-Aug
74	Panskura Hospital	436	TRUENAT	06-Aug
75	Chittaranjan Seva Sadan Hospital	1,703	TRUENAT	10-Aug
76	Dr. PK Saha Hospital, Coochbihar	4,299	TRUENAT	11-Aug
77	Salt Lake SDH	846	TRUENAT	13-Aug
78	Charnock Hospital	6,182	TRUENAT	14-Aug
79	Gabberia SGH	221	TRUENAT	15-Aug
80	Spandan Disgnostic Center	8,778	TRUENAT	16-Aug
81	Kakdwip SSH	277	TRUENAT	17-Aug
82	Mal SSH	195	TRUENAT	18-Aug
83	Howrah DH	176	TRUENAT	21-Aug
84	Sagardighi SSH	531	TRUENAT	2-Sept
85	Domkal SSH	164	TRUENAT	6-Sept
86	Udaynarayanpur SGH Howrah	53	TRUENAT	7- Sept
87	GD Hospital & Diabetes Institute, Howrah	1,580	CBNAAT	8-Sept
88	Nightingale Diagnostic & Medicare Centre	3,704	TRUENAT	12-Sept
89	Bhagirathi Neotia Woman * Child Care Centre	553	CBNAAT	16-Sept
90	Krishnanagar DTC	171	TRUENAT	29-Sept
91	Mission Hospital, Durgapur	10,349	TRUENAT	29-Sept
92	Medinova, Kolkata	3,512	TRUENAT	1-Oct
93	MSS Bansal Medical, Kolkata	7,868	TRUENAT	2-Oct
94	TLJ, SGH, Howrah	244	TRUENAT	2-Oct
95	Narayan Memorial Hospital, Kolkata	572	TRUENAT	2-Oct
96	Kalimpong DH	335	TRUENAT	6-Oct
97	Mirik BPHC, Darjeeling	136	TRUENAT	9-Oct
98	Barjore SSH, Bankura	302	TRUENAT	11-Oct
99	Darjeeling DH	239	TRUENAT	11-Oct
100	Metropolis Kolkata	31,647	TRUENAT	14-Oct
101	Laboratory Services, Healthworld Hospitals, Durgapur	3,041	TRUENAT	4-Dec
102	Neotia Getwel Healthcare Centre, Siliguri	370	CBNAAT	9-Jan
103	Arogya Niketan Nursing Home	555	TRUENAT	16-Jan
104	Ruby General Hospital	742	CBNAAT	20-Jan
105	Cliniperfect Polyclinic and Diagnostics	201	TRUENAT	23-Feb
106	Antigen Test done within the State	40,25,120	-	-
107	Samples Tested in Labs Outside the State	2,38,405	RT-PCR	-
<b>TOTAL</b>		<b>95,89,378</b>		

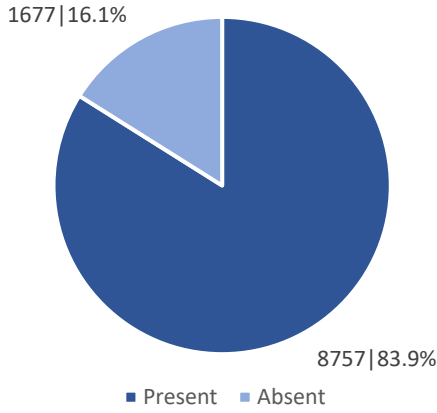
Note: Average tests per CBNAAT and TRUENAT machines are 32 per day and 16 per day respectively



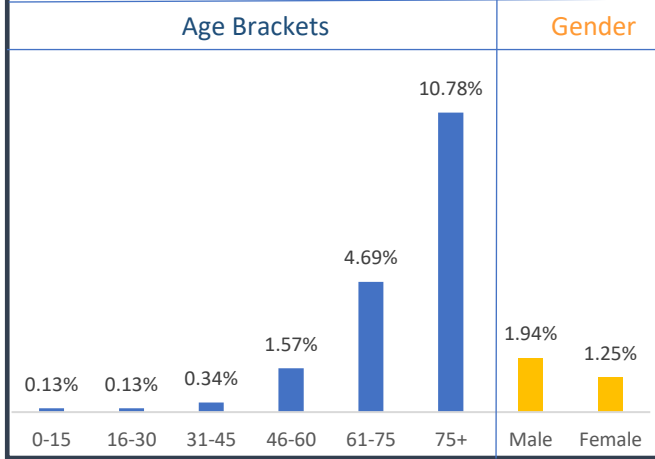
WEST BENGAL COVID-19 HEALTH BULLETIN – 13<sup>th</sup> APRIL 2021

X

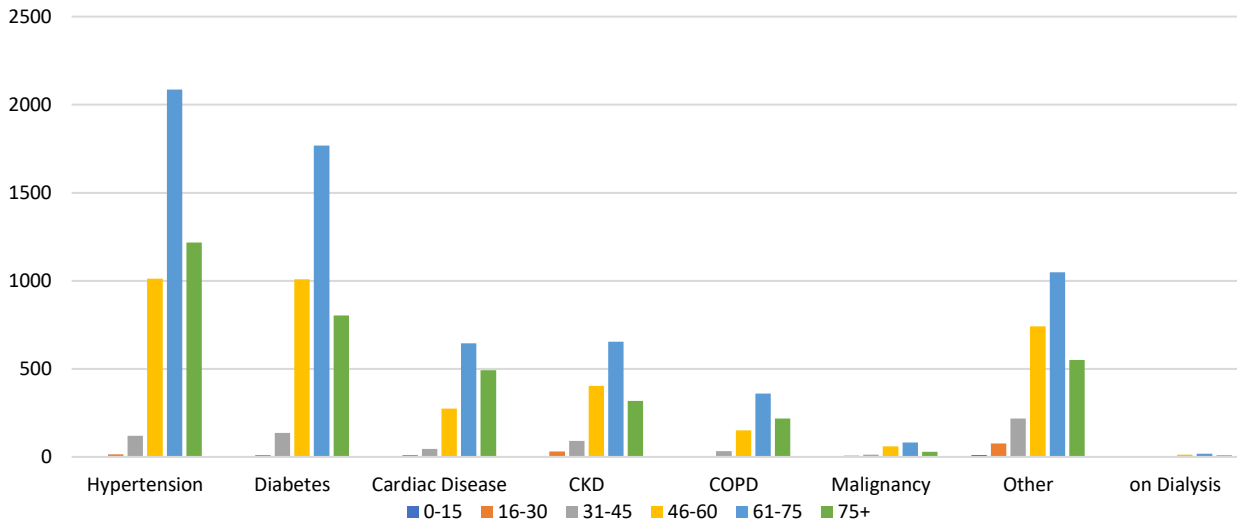
**Comorbidity Status in Deceased Cases (n=10,434)**



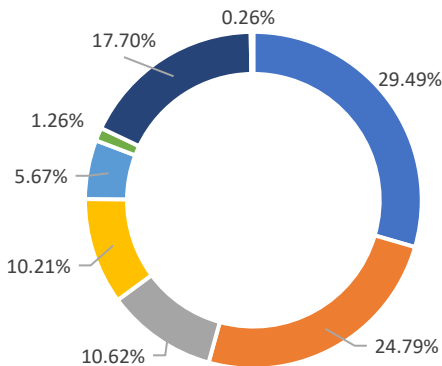
**Fatality Rate in Respective Age Brackets & Gender Group**



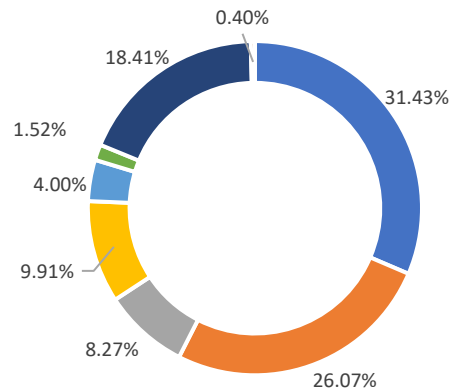
**Age Group Wise Comorbidities Among Deceased**



**Share of Comorbidities in Male**



**Share of Comorbidities in Female**



FATALITY ANALYSIS



# Department of Health & Family Welfare Govt. of West Bengal

## WEST BENGAL COVID-19 HEALTH BULLETIN – 13<sup>th</sup> APRIL 2021

**XI**
**EQUIPMENT SUPPLY**

S. No	Equipment	Ordered by State Govt.	Received Yesterday	Total Received by State Govt.	Order Pending
1	PPEs	32.10 L	2,000	29.05 L	3.05 L
2	N95/FFP2 Masks	54.20 L	10,000	49.99 L	4.21 L
3	Regular Masks	123.84 L	20,000	106.30 L	17.54 L
4	Hand Sanitizers (In Ltrs.)	5.01 L	1,000	4.71 L	0.30 L
5	Gloves	125.00 L	20,000	97.00 L	28.00 L
6	Thermal Guns	20,000	NIL	20,000	NIL

**XII**
**DEDICATED COVID-19 HELPLINE (24 X 7)**

1. Dedicated COVID-19 Helpline : **1800 313 444 222**
2. Direct Telemedicine Line : **033 23576001**
3. Ambulance Service : **033 40902929**
4. COVID Telemedicine App "[Covid Telemedicine WB](#)" on Google Play Store
  - These services include allocation of beds in Govt. hospitals and Safe Homes
  - Telemedicine for citizens at large and those in home isolation
  - Ambulance service includes guidance and provision of Govt. ambulance
5. Tele-Psychological counselling services have started since August 1<sup>st</sup>, 2020.

### General Queries

1	A	Total Queries addressed in last 24 hours	1,592
	B	Total Queries addressed till 12 <sup>th</sup> April	16,02,570

### Telemedicine

2	A	Total consultations given in last 24 hours	679
	B	Total consultations given till 12 <sup>th</sup> April	5,90,905

### Ambulance Services

3	A	Ambulances assigned in last 24 hours	196
	B	Total calls received in last 24 hours	196

### Tele-Psychological Counselling

4	A	Counselling given in last 24 hours	753
	B	Counselling given till 12 <sup>th</sup> April	3,03,587

### State Government Interventions :

- Status of availability of beds for COVID positive patients in government and private hospitals is available at Health & FW Department's website: [www.wbhealth.gov.in](http://www.wbhealth.gov.in)
- Safe Homes : An initiative by the Government of West Bengal for care and treatment of asymptomatic/mild symptomatic COVID patients for whom home isolation is not possible /advisable
- As per State Government advisory Satellite Health Facilities are being developed by private hospitals in close vicinity of their hospitals as separate health facility for treatment of asymptomatic/mild symptomatic COVID patients. This intervention is expected to free beds in the hospitals for serious patients.

All the guidelines and orders relating to Covid-19 are posted on [www.wbhealth.gov.in](http://www.wbhealth.gov.in)

You can follow us on :

Facebook at: <https://www.facebook.com/wbdhfw/>

Twitter at: <https://twitter.com/wbdhfw>