



# Department of Health & Family Welfare Govt. of West Bengal

## WEST BENGAL COVID-19 HEALTH BULLETIN – 13<sup>th</sup> OCT 2021

### COVID 19 STATUS

S. No	Subject	Number
1	New COVID-19 Cases on 13 <sup>th</sup> Oct	771
2	<b>Total COVID-19 Cases till 13<sup>th</sup> Oct</b>	<b>15,78,482</b>
3	Total Discharged	15,51,890 (+775)
4	Total Deaths as on 13 <sup>th</sup> Oct*	18,935 (+11)
5	<b>Active COVID-19 Cases as on 13<sup>th</sup> Oct</b>	<b>7,657 (-15)</b>
6	Discharge Rate (3/2)	98.32%
7	Fatality Rate (4/2)	1.20%

Note: All figures updated till 9AM, 13<sup>th</sup> Oct

#Daily increase/decrease with respect to previous day is shown as (+/-)

\*Complete analysis can be referred from **Section X**, (Page no. 5)

### TESTING SNAPSHOT

S. No	Subject	Number
1	Samples Tested on 13 <sup>th</sup> Oct	28,187
2	<b>Total Number of Samples Tested till 13<sup>th</sup> Oct</b>	<b>1,85,91,682</b>
3	<b>Positivity Rate as on 13<sup>th</sup> Oct</b>	<b>2.74%</b>
4	Tests per Million population	2,06,574
5	Total Testing Laboratories*	149
6	RT-PCR/Antigen Test Ratio	56:44

\*Detailed breakup of these laboratories is given on **Page 3 and Page 4**

### TREATMENT INFRASTRUCTURE SNAPSHOT

S. No	Subject	Number
1	Total Number of Hospitals dedicated for treating COVID-19	203
2	Total Number of Govt. Hospitals dedicated for treating COVID-19	196
3	Total Number of Pvt. Hospitals requisitioned for treating COVID-19	7
4	Total Number of earmarked COVID-19 Beds	23,947
5	% Occupancy in COVID Beds	2.66%
6	Total ICU/HDU Beds in the COVID Hospitals	2,861
7	Total Number of Safe Homes	200
8	Total Number of Beds in Safe Homes	11,507

### ACTIVE CASES SNAPSHOT

S. No	Subject	Number
1	Total number of people currently in Home Isolation	6,493
2	Total Number of Patients in Hospitals	959
3	Total Number of Patients in Safe Homes	205

### VACCINATION STATUS

S. No	Subject	Number
1	Total Number of people vaccinated on 13 <sup>th</sup> Oct	5,62,228
2	First Dose on 13 <sup>th</sup> Oct	5,23,382
3	Second Dose on 13 <sup>th</sup> Oct	38,846
4	Cumulative Vaccination till 13 <sup>th</sup> Oct	6,54,52,269
5	Cumulative Vaccination First Dose	4,73,73,916
6	Cumulative Vaccination Second Dose	1,80,78,353
7	Number of CVC (Common Vaccination Centres)	2,599
8	Cumulative AEFI cases reported	4,759
9	Vaccine wastage	-7%



# Department of Health & Family Welfare Govt. of West Bengal

## WEST BENGAL COVID-19 HEALTH BULLETIN – 13<sup>th</sup> OCT 2021

VI

DISTRICT COVID-19 STATUS#

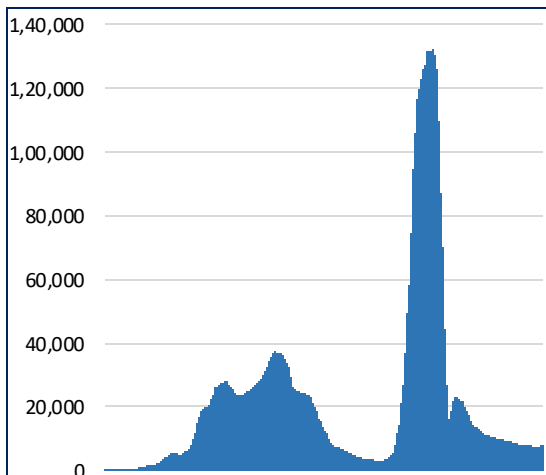
1	2	3	4	5	6 = 3-4-5	7
S. No	District	Total Cases	Total Discharged	Total Deaths	Total Active Cases	Last Reported Case
1	Alipurduar	15,518 <sup>+4</sup>	15,347 <sup>+7</sup>	101	70 <sup>-3</sup>	12-Oct-21
2	Coochbehar	29,062 <sup>+11</sup>	28,818 <sup>+15</sup>	97	147 <sup>-4</sup>	12-Oct-21
3	Darjeeling	56,675 <sup>+39</sup>	55,787 <sup>+36</sup>	535 <sup>+1</sup>	353 <sup>+2</sup>	12-Oct-21
4	Kalimpong	6,984 <sup>+8</sup>	6,867 <sup>+6</sup>	54	63 <sup>+2</sup>	12-Oct-21
5	Jalpaiguri	41,723 <sup>+17</sup>	40,940 <sup>+22</sup>	566	217 <sup>-5</sup>	12-Oct-21
6	Uttar Dinajpur	19,730 <sup>+5</sup>	19,468 <sup>+2</sup>	235	27 <sup>+3</sup>	12-Oct-21
7	Dakshin Dinajpur	17,631 <sup>+24</sup>	17,318 <sup>+13</sup>	169	144 <sup>+11</sup>	12-Oct-21
8	Malda	33,269 <sup>+6</sup>	32,979 <sup>+11</sup>	186	104 <sup>-5</sup>	12-Oct-21
9	Murshidabad	33,892 <sup>+6</sup>	33,517 <sup>+5</sup>	327	48 <sup>+1</sup>	12-Oct-21
10	Nadia	72,606 <sup>+46</sup>	71,258 <sup>+53</sup>	834	514 <sup>-7</sup>	12-Oct-21
11	Birbhum	40,912 <sup>+5</sup>	40,524 <sup>+11</sup>	286	102 <sup>-6</sup>	12-Oct-21
12	Purulia	19,377 <sup>+1</sup>	19,242 <sup>+2</sup>	113	22 <sup>-1</sup>	12-Oct-21
13	Bankura	35,993 <sup>+12</sup>	35,531 <sup>+20</sup>	273	189 <sup>-8</sup>	12-Oct-21
14	Jhargram	12,068 <sup>+4</sup>	11,951 <sup>+10</sup>	27	90 <sup>-6</sup>	12-Oct-21
15	Paschim Medinipur	53,140 <sup>+20</sup>	52,340 <sup>+31</sup>	506	294 <sup>-11</sup>	12-Oct-21
16	Purba Medinipur	62,863 <sup>+16</sup>	62,219 <sup>+26</sup>	395	249 <sup>-10</sup>	12-Oct-21
17	Purba Bardhaman	41,653 <sup>+32</sup>	41,144 <sup>+32</sup>	195	314	12-Oct-21
18	Paschim Bardhaman	57,399 <sup>+22</sup>	56,873 <sup>+17</sup>	353	173 <sup>+5</sup>	12-Oct-21
19	Howrah	97,610 <sup>+67</sup>	95,506 <sup>+59</sup>	1,515	589 <sup>+8</sup>	12-Oct-21
20	Hooghly	85,067 <sup>+53</sup>	83,536 <sup>+56</sup>	979 <sup>+1</sup>	552 <sup>-4</sup>	12-Oct-21
21	North 24 Parganas	3,26,901 <sup>+128</sup>	3,20,867 <sup>+128</sup>	4,768 <sup>+4</sup>	1,266 <sup>-4</sup>	12-Oct-21
22	South 24 Parganas	99,797 <sup>+42</sup>	97,937 <sup>+56</sup>	1,321 <sup>+2</sup>	539 <sup>-16</sup>	12-Oct-21
23	Kolkata	3,18,546 <sup>+203</sup>	3,11,858 <sup>+157</sup>	5,097 <sup>+3</sup>	1,591 <sup>+43</sup>	12-Oct-21
24	Other State	66	63	3	0	6-Jun-20
<b>TOTAL</b>		<b>15,78,482<sup>+771</sup></b>	<b>15,51,890<sup>+775</sup></b>	<b>18,935<sup>+11</sup></b>	<b>7,657<sup>-15</sup></b>	

#District Wise data is subject to verification and may change

#Daily increase/decrease with respect to previous day is in superscript as +/- (Eg: <sup>+4</sup>)

VII

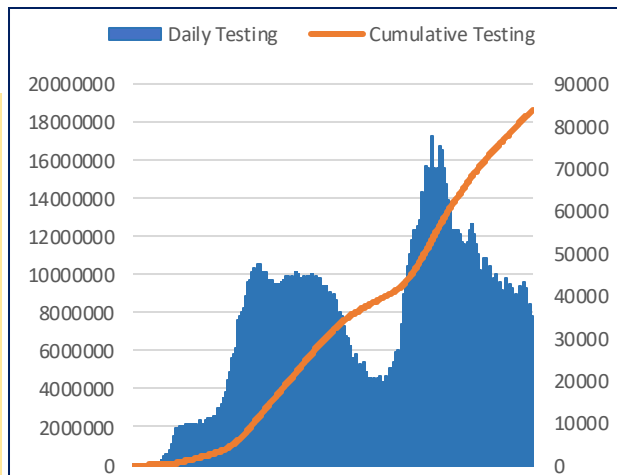
DAILY CUMULATIVE ACTIVE COVID-19 CASES



17th March 2020 to 13<sup>th</sup> Oct 2021

VIII

SAMPLES TESTED (Daily and Cumulative)



17th March 2020 to 13<sup>th</sup> Oct 2021



# Department of Health & Family Welfare Govt. of West Bengal

## WEST BENGAL COVID-19 HEALTH BULLETIN – 13<sup>th</sup> OCT 2021

IX

DETAILS OF TESTING LABS

S. No.	Name of Testing Lab	District	Authority	Samples Tested	Testing Method	Functional WEF
1	NICED	Kolkata	Central Govt	3,29,865	RT-PCR	Since Beginning
2	SSKM	Kolkata	State Govt	4,92,881	RT-PCR	17-Mar-20
3	Medinipur MCH	Paschim Midnapore	State Govt	2,47,924	RT-PCR	24-Mar-20
4	North Bengal MCH	Darjeeling	State Govt	5,73,555	RT-PCR	29-Mar-20
5	School of Tropical Medicine	Kolkata	State Govt	3,38,942	RT-PCR	01-Apr-20
6	Apollo Hospital	North 24 Pargana	PVT	1,00,395	RT-PCR	06-Apr-20
7	Tata Medical Centre	North 24 Pargana	PVT	32,339	RT-PCR	06-Apr-20
8	Malda MCH	Malda	State Govt	4,26,214	RT-PCR	08-Apr-20
9	Dr. Lal Pathlab	North 24 Pargana	PVT	4,86,904	RT-PCR	17-Apr-20
10	Command Hospital	Kolkata	Central Govt	56,151	RT-PCR	17-Apr-20
11	CNCI	Kolkata	Central Govt	41,735	RT-PCR	22-Apr-20
12	RG Kar MCH	Kolkata	State Govt	3,70,773	RT-PCR	24-Apr-20
13	SURAKSHA	North 24 Pargana	PVT	2,93,070	RT-PCR	24-Apr-20
14	Murshidabad MCH	Murshidabad	State Govt	3,39,207	RT-PCR	26-Apr-20
15	Peerless	Kolkata	PVT	1,07,297	RT-PCR	30-Apr-20
16	Burdwan MCH	Burdwan	State Govt	3,26,397	RT-PCR	06-May-20
17	MCH Kolkata	Kolkata	State Govt	1,68,375	RT-PCR	08-May-20
18	NRS MCH	Kolkata	State Govt	2,02,314	RT-PCR	12-May-20
19	Sanaka Hospitals	Paschim Burdwan	PVT	1,44,643	RT-PCR	12-May-20
20	Medica Hospital	Kolkata	PVT	1,83,100	RT-PCR	15-May-20
21	Bankura MCH	Bankura	State Govt	3,11,785	RT-PCR	22-May-20
22	Suri DH	Birbhum	State Govt	2,11,298	RT-PCR	22-May-20
23	Coochbehar GMCH	Cooch Bihar	State Govt	3,08,849	RT-PCR	06-Jun-20
24	COMJNM Kalyani	Nadia	State Govt	2,66,740	RT-PCR	10-Jun-20
25	Desun Hospital	Kolkata	PVT	14,068	RT-PCR	17-Jun-20
26	RN Tagore Hospital	Kolkata	PVT	78,314	RT-PCR	24-Jun-20
27	Raigunj MCH	Uttar Dinajpur	State Govt	1,52,695	RT-PCR	26-Jun-20
28	Jagannath Gupta Institute of Medical Sciences	South 24 Pargana	PVT	9,954	RT-PCR	06-Jul-20
29	ESI-PGIMSIR	Kolkata	PVT	25,610	RT-PCR	16-Jul-20
30	Remedy Lifecare, Kolkata	Kolkata	PVT	23,440	RT-PCR	21-Jul-20
31	AMRI Dhakuria	Kolkata	PVT	84,392	RT-PCR	19-May-20
32	Rampurhat MCH	Birbhum	State Govt	1,74,348	RT-PCR	19-May-20
33	CNMCH	Kolkata	State Govt	1,30,507	RT-PCR	20-May-20
34	DH GMCH	South 24 Pargana	State Govt	3,13,174	RT-PCR	20-May-20
35	COMSDH	North 24 Pargana	State Govt	1,02,553	RT-PCR	27-May-20
36	Purulia Govt. MCH	Purulia	State Govt	1,86,906	RT-PCR	03-Jun-20
37	SRL Lab	Kolkata	PVT	3,47,989	RT-PCR	18-Jun-20
38	Probe diagnostics	Kolkata	PVT	82,167	RT-PCR	14-Aug-20
39	Pulse Diagnostics	Kolkata	PVT	1,32,276	RT-PCR	12-Sep-20
40	RB Diagnostic Kolkata	Kolkata	PVT	1,62,686	RT-PCR	20-Sep-20
41	Purba Medinipur DH	Purba Midnapur	State Govt	1,08,923	RT-PCR	24-Sep-20
42	B.P. Poddar Hospital & Medical Research Ltd	Kolkata	PVT	5,797	RT-PCR	27-Oct-20
43	Swastik Clinic & Seva Sadan Pvt. Ltd., Birbhum	Birbhum	PVT	1,572	RT-PCR	27-Oct-20
44	Repromed Diagnostic Ltd	Kolkata	PVT	41,167	RT-PCR	24-Sep-20
45	Gouri Devi Institute of Medical Sciences	Purba Burdwan	PVT	8,018	RT-PCR	07-Nov-20
46	IQ City Medical College Durgapur	Paschim Burdwan	PVT	21,868	RT-PCR	04-Dec-20
47	Imambara DH, Hooghly	Hooghly	State Govt	1,26,233	RT-PCR	15-Dec-20
48	Saroj Gupta Cancer Center & Research Institute	Kolkata	PVT	8,236	RT-PCR	23-Dec-20
49	Lasco Medicare Pvt. Ltd. Howrah	Howrah	PVT	21,913	RT-PCR	05-Jan-21
50	Icare Institute of Medical Sciences and Research	Purba Midnapur	PVT	10,584	RT-PCR	25-Jan-21
51	Sanjiban Hospital, Howrah	Howrah	PVT	12,962	RT-PCR	23-Feb-21
52	GCC DNA Diagnostic Lab	South 24 Pargana	PVT	5,082	RT-PCR	22-Apr-21
53	Quadra Medical Services	Kolkata	PVT	2,593	RT-PCR	01-May-21
54	Hindlabs, Kolkata	North 24 Pargana	PVT	52,101	RT-PCR	15-May-21
55	Pathkind Lab, Kolkata	Kolkata	PVT	19,839	RT-PCR	25-May-21
56	KPC Medical College	Kolkata	PVT	2,326	RT-PCR	1-Jun-21
57	Krishna Medica Lab, Kolkata	Kolkata	PVT	20,048	RT-PCR	2-Jun-21
58	Institute of Neurosciences , Kolkata	Kolkata	PVT	1,931	RT-PCR	4-Jun-21
59	Life Cell International, Kolkata	North 24 Pargana	PVT	22,217	RT-PCR	4-Jun-21
60	The Apollo Clinic - Pvt.Ltd.	Kolkata	PVT	6,717	RT-PCR	8-Jun-21
61	Genu Path Labs	North 24 Pargana	PVT	2,302	RT-PCR	27-Jun-21
62	Dr. ABG's Pathoscan Center	Purba Burdwan	PVT	2,922	RT-PCR	30-Jun-21
63	Aloka Medicare Pvt Ltd	Kolkata	PVT	3,790	RT-PCR	8-July-21
64	Burnpur Hospital (SAIL-IISCO)	Paschim Burdwan	PVT	4,007	RT-PCR	8-July-21
65	Nirnayan Healthcare Pvt Ltd	North 24 Pargana	PVT	10,971	RT-PCR	18-July-21
66	Welkin Medicare Pvt Ltd	Kolkata	PVT	2,548	RT-PCR	30-July-21
67	Organ Diagnostic Centre	Kolkata	PVT	5,284	RT-PCR	31-July-21
68	Specialist Clinic & Diagnostic	North 24 Pargana	PVT	3,086	RT-PCR	03-Aug-21
69	Medionn Diagnostic Ltd	Howrah	PVT	4,472	RT-PCR	5-Aug-21
70	Molecular Lab of Paramount Hospital	Darjeeling	PVT	479	RT-PCR	12-Aug-21
71	Lakhotia Diagnostic Services	Howrah	PVT	1,768	RT-PCR	20-Aug-21
72	One Diagnostics	Kolkata	PVT	1,538	RT-PCR	20-Aug-21
73	District Hospital SSB	Jalpaiguri	PVT	11,453	RT-PCR	26-Aug-21
74	Diverse Genomics Pvt Ltd	Kolkata	PVT	334	RT-PCR	28-Aug-21
75	See Cure Lab	North 24 Pargana	PVT	1,772	RT-PCR	31-Aug-21
76	Unipath speciality laboratory	North 24 Pargana	PVT	3,193	RT-PCR	4-Sep-21

Note: Average tests per CBNAAT and TRUENAT machines are 32 per day and 16 per day respectively



# Department of Health & Family Welfare Govt. of West Bengal

## WEST BENGAL COVID-19 HEALTH BULLETIN – 13<sup>th</sup> OCT 2021

IX

DETAILS OF TESTING LABS

S. No.	Name of Testing Lab	District	Authority	Samples Tested	Testing Method	Functional WEF
77	SG Clinic & Diagnostic Laboratory	North 24 Pargana	PVT	20	RT-PCR	22-Sep-21
78	Dolphin Medical Clinic	North 24 Pargana	PVT	17	RT-PCR	8-Oct-21
79	B M Birla Hospital	Kolkata	PVT	1,765	RT-LAMP	7-Jun-21
80	Agrasen Healthcare Centre	Jalpaiguri	PVT	4,434	RT-LAMP	22-July-21
81	Reliable Multispecialty Clinic	North 24 Pargana	PVT	609	RT-LAMP	31-Aug-21
82	Western Diagnostic Centre Private Ltd	Kolkata	PVT	118	RT-LAMP	28-Sep-21
83	CSIR-Indian Institute of Chemical Biology	Kolkata	Central Govt	9	RT-LAMP	8-Oct-21
84	Shri VishudhanandSaraswati Marwari Hospital	Kolkata	PVT	252	TRUENAT	31-Aug-21
85	AMRI Mukundapur	South 24 Pargana	PVT	445	TRUENAT	10-Sep-21
86	AMRI Salt Lake	North 24 Pargana	PVT	27,740	CBNAAT	01-May-20
87	CMRI	Kolkata	PVT	28,047	CBNAAT	13-May-20
88	Asansol DH	Paschim Burdwan	State Govt	55,021	TRUENAT	19-May-20
89	Jhargram DH	Jhargram	State Govt	2,754	TRUENAT	19-May-20
90	Falakata SSH	Alipurduar	State Govt	3,872	TRUENAT	20-May-20
91	Balurghat DH	Dakshin Dinajpur	State Govt	3,627	TRUENAT	22-May-20
92	Serampore DH	Hooghly	State Govt	1,214	TRUENAT	25-May-20
93	Uluberia SSH	Howrah	State Govt	1,989	TRUENAT	27-May-20
94	Jangipur SDH	Murshidabad	State Govt	1,685	TRUENAT	27-May-20
95	Egra SDH	Purba Midnapur	State Govt	823	TRUENAT	27-May-20
96	MR Bangur Hospital	South 24 Pargana	State Govt	419	TRUENAT	28-May-20
97	Chanchal SDH	Malda	State Govt	559	TRUENAT	28-May-20
98	Biswa Bangla Krirangan COVID Hospital	Jalpaiguri	State Govt	1,92,181	TRUENAT	31-May-20
99	Parkview Super Speciality Hospital	North 24 Pargana	PVT	266	TRUENAT	26-Aug-21
100	Woodlands	Kolkata	PVT	17,015	CBNAAT	11-Jun-20
101	Alipurduar DH	Alipurduar	State Govt	9,891	TRUENAT	16-Jun-20
102	Basirhat DH	North 24 Pargana	State Govt	512	TRUENAT	19-Jun-20
103	Anandaloke Sonoscan, Siliguri	Darjeeling	PVT	24,206	TRUENAT	27-Jun-20
104	Gangarampur SDH	Dakshin Dinajpur	State Govt	1,832	CBNAAT	16-Jul-20
105	Contal SDH	Purba Midnapur	State Govt	1,902	TRUENAT	20-Jul-20
106	ILS hospital	Kolkata	PVT	4,741	TRUENAT	25-Jul-20
107	Uttar Latabari DH	Alipurduar	State Govt	454	TRUENAT	04-Aug-20
108	Nandigram SSH/DH	Purba Midnapur	State Govt	827	TRUENAT	04-Aug-20
109	Panskura Hospital	Purba Midnapur	State Govt	436	TRUENAT	06-Aug-20
110	Chittaranjan Seva Sadan Hospital	Kolkata	State Govt	1,778	TRUENAT	10-Aug-20
111	Dr. PK Saha Hospital, Coochbihar	Cooch Bihar	PVT	8,698	TRUENAT	11-Aug-20
112	Salt Lake SDH	North 24 Pargana	State Govt	853	TRUENAT	13-Aug-20
113	Charnock Hospital	Kolkata	PVT	11,606	TRUENAT	14-Aug-20
114	Gabberia SGH	Howrah	State Govt	901	TRUENAT	15-Aug-20
115	Spandan Diagnostic Center	Paschim Midnapore	PVT	12,998	TRUENAT	16-Aug-20
116	Kakdwip SSH	South 24 Pargana	State Govt	277	TRUENAT	17-Aug-20
117	Mal SSH	Jalpaiguri	State Govt	199	TRUENAT	18-Aug-20
118	Howrah DH	Howrah	State Govt	185	TRUENAT	21-Aug-20
119	Spandan Hospital, Kolkata	North 24 Pargana	PVT	5,458	TRUENAT	01-Sep-20
120	Sagardighi SSH	Murshidabad	State Govt	637	TRUENAT	02-Sep-20
121	Domkal SSH	Murshidabad	State Govt	164	TRUENAT	06-Sep-20
122	Udaynarayanpur SGH Howrah	Howrah	State Govt	53	TRUENAT	07-Sep-20
123	GD Hospital & Diabetes Institute, Howrah	Kolkata	PVT	3,286	CBNAAT	08-Sep-20
124	Nightingale Diagnostic & Medicare Centre	Kolkata	PVT	16,254	TRUENAT	12-Sep-20
125	Bhagirathi Neotia Woman * Child Care Centre	North 24 Pargana	PVT	1,545	CBNAAT	16-Sep-20
126	Krishnanagar DTC	Nadia	State Govt	172	TRUENAT	29-Sep-20
127	Mission Hospital, Durgapur	Paschim Burdwan	PVT	25,792	TRUENAT	29-Sep-20
128	Medinova, Kolkata	Kolkata	PVT	6,638	TRUENAT	01-Oct-20
129	MSS Bansal Medical, Kolkata	Kolkata	PVT	17,855	TRUENAT	02-Oct-20
130	TLJ, SGH, Howrah	Howrah	PVT	410	TRUENAT	02-Oct-20
131	Narayan Memorial Hospital, Kolkata	Kolkata	PVT	1,178	TRUENAT	02-Oct-20
132	Kalimpong DH	Kalimpong	State Govt	510	TRUENAT	06-Oct-20
133	Mirik BPHC, Darjeeling	Darjeeling	State Govt	136	TRUENAT	09-Oct-20
134	Barjore SSH, Bankura	Bankura	State Govt	414	TRUENAT	11-Oct-20
135	Darjeeling DH	Darjeeling	State Govt	568	TRUENAT	11-Oct-20
136	Metropolis Kolkata	Kolkata	PVT	1,10,448	TRUENAT	14-Oct-20
137	Laboratory Services, Healthworld Hospitals, Durgapur	Paschim Burdwan	PVT	10,519	TRUENAT	04-Dec-20
138	Neotia Getwel Healthcare Centre, Siliguri	Darjeeling	PVT	4,252	CBNAAT	09-Jan-21
139	Arogya Niketan Nursing Home	Darjeeling	PVT	5,637	TRUENAT	16-Jan-21
140	Ruby General Hospital	Kolkata	PVT	4,679	CBNAAT	20-Jan-21
141	Cliniperfect Polyclinic and Diagnostics	North 24 Pargana	PVT	1,984	TRUENAT	23-Feb-21
142	10 Air Force Hospital, Hasimara	Alipurduar	Central Govt	1,054	TRUENAT	23-Apr-21
143	4 Air Force Hospital, Midnapore	Paschim Midnapore	Central Govt	1,831	TRUENAT	23-Apr-21
144	164 Military Hospital, Binnaguri	Jalpaiguri	Central Govt	2,339	TRUENAT	23-Apr-21
145	Central Hospital, SE Railway, Kolkata	Kolkata	Central Govt	1,622	CBNAAT	23-Apr-21
146	Zenith super speciality hospital	Kolkata	PVT	5,636	TRUENAT	23-Apr-21
147	Alipurduar Railway Hospital	Alipurduar	Central Govt	3,920	TRUENAT	23-Apr-21
148	Sonoscan Healthcare Pvt Ltd	Malda	PVT	602	TRUENAT	27-July-21
149	Medica North Bengal Clinic	Darjeeling	PVT	407	TRUENAT	22-Sep-21
150	Antigen Test done within the State		State Govt	83,18,099	-	-
151	Samples Tested in Labs Outside the State		PVT	6,68,528	RT-PCR	-
				<b>1,85,91,682</b>	-	-

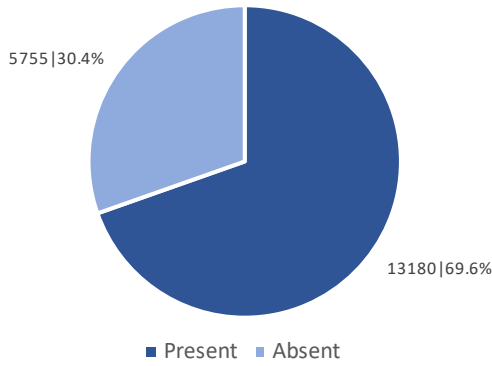
Note: Average tests per CBNAAT and TRUENAT machines are 32 per day and 16 per day respectively



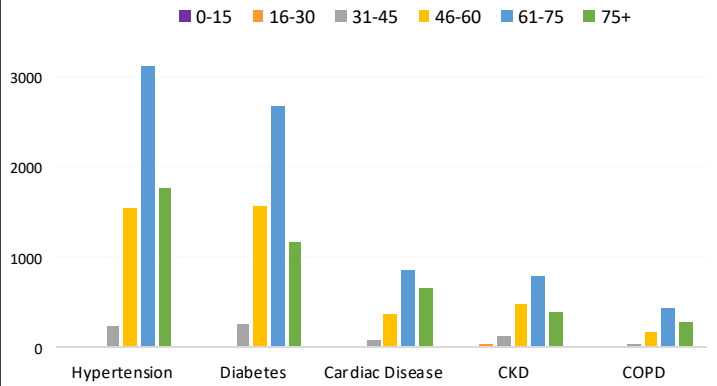
WEST BENGAL COVID-19 HEALTH BULLETIN – 13<sup>th</sup> OCT 2021

X

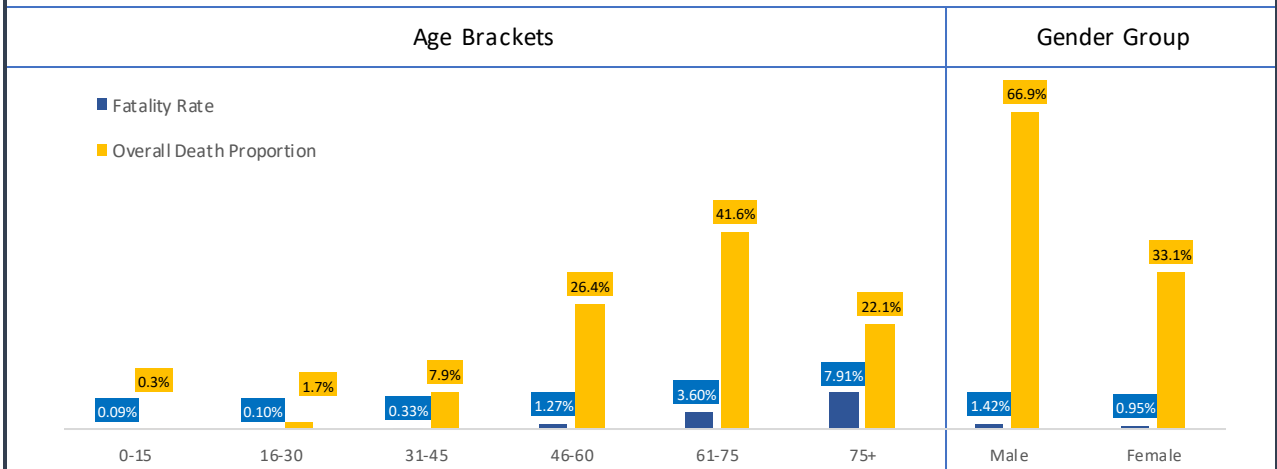
**Comorbidity Status in Deceased Cases (n=18,935)**



**Age Group Wise Comorbidities Among Deceased**



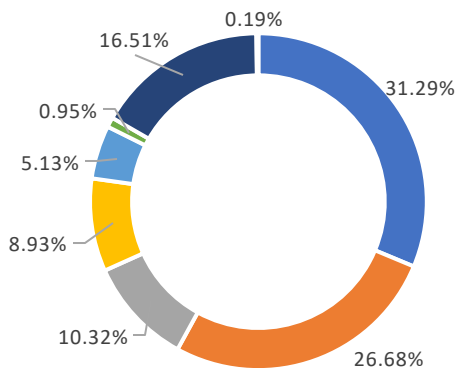
**Fatality Rate & Death Proportion in Respective Age Brackets & Gender Groups**



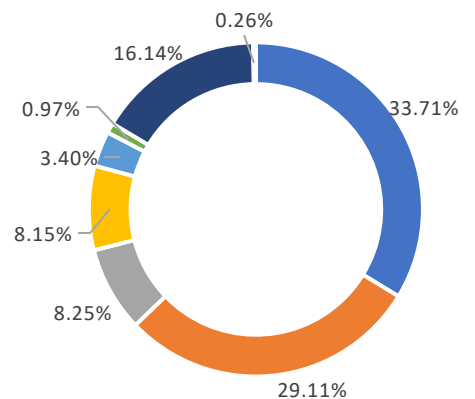
\*The blue data label shows the fatality rate in respective age/gender group i.e. no. of deaths as a proportion of total infections in respective age/gender group

\*\*The orange data label shows the proportion of total deaths in respective age/gender group

**Share of Comorbidities in Male**



**Share of Comorbidities in Female**



FATALITY ANALYSIS



# Department of Health & Family Welfare Govt. of West Bengal

## WEST BENGAL COVID-19 HEALTH BULLETIN – 13<sup>th</sup> OCT 2021

XI

EQUIPMENT AND CONSUMABLE SUPPLY

S. No	Consumable	Ordered by State Govt.	Received Yesterday	Total Received by State Govt.	Order Pending
1	PPEs	42.10 L	2,000	32.71 L	9.39 L
2	N95/FFP2 Masks	68.20 L	10,000	67.99 L	0.21 L
3	Regular Masks	148.84 L	20,000	142.90 L	5.94 L
4	Hand Sanitizers (In Ltrs)	6.66 L	1,000	6.54 L	0.12 L
5	Gloves	127.00 L	20,000	125.60 L	1.40 L
6	Thermal Guns	20,000	NIL	20,000	NIL

S. No	Equipment	Number
1	Total Number of HFNO	470
2	Total Number of Oxygen Concentrators	5,644
3	Total Number of functional MGPS	131
4	Total Number of functional LMO Tanks	11
5	Total Number of functional PSA plants	34
6	Total Number of Ventilators in COVID Hospitals	1,298

XII

DEDICATED COVID-19 HELPLINE (24 X 7)

1. Dedicated COVID-19 Helpline : **1800 313 444 222**
2. Direct Telemedicine Line : **033 23576001**
3. Ambulance Service : **033 40902929**
4. COVID Telemedicine App "[Covid Telemedicine WB](#)" on Google Play Store
  - These services include allocation of beds in Govt. hospitals and Safe Homes
  - Telemedicine for citizens at large and those in home isolation
  - Ambulance service includes guidance and provision of Govt. ambulance
5. Tele-Psychological counselling services have started since August 1<sup>st</sup>, 2020.

General Queries			
1	A	Total Queries addressed in last 24 hours	2,395
	B	Total Queries addressed till 12 <sup>th</sup> Oct	22,43,366
Telemedicine			
2	A	Total consultations given in last 24 hours	1,219
	B	Total consultations given till 12 <sup>th</sup> Oct	9,18,737
Ambulance Services			
3	A	Ambulances assigned in last 24 hours	229
	B	Total calls received in last 24 hours	229
Tele-Psychological Counselling			
4	A	Counselling given in last 24 hours	239
	B	Counselling given till 12 <sup>th</sup> Oct	4,44,704

### State Government Interventions :

- Status of availability of beds for Covid positive patients in government and private hospitals along with information on other related services are available at <https://CMS.wb.gov.in>
- Safe Homes : An initiative by the Government of West Bengal for care and treatment of asymptomatic/mild symptomatic COVID patients for whom home isolation is not possible /advisable
- As per State Government advisory Satellite Health Facilities are being developed by private hospitals in close vicinity of their hospitals as separate health facility for treatment of asymptomatic/mild symptomatic COVID patients. This intervention is expected to free beds in the hospitals for serious patients.

All the guidelines and orders relating to Covid-19 are posted on [www.wbhealth.gov.in](http://www.wbhealth.gov.in)

You can follow us on :

Facebook at: <https://www.facebook.com/wbdhfw/>

Twitter at: <https://twitter.com/wbdhfw>