



Department of Health & Family Welfare Govt. of West Bengal

WEST BENGAL COVID-19 HEALTH BULLETIN – 12th MARCH 2021

Active COVID-19 Cases as on 12th March: 3,133

COVID 19 STATUS	S. No	Subject	Number
	1	Total COVID-19 Cases till 11 th March	5,77,511
	2	New COVID-19 Cases on 12 th March	277
	3	Total COVID-19 Cases till 12th March (1+2)	5,77,788
	4	Total Discharged	5,64,368 (+253)
	5	Total Deaths as on 12 th March*	10,287 (+1)
	6	Active COVID-19 Cases as on 12th March	3,133 (+23)
	7	Discharge Rate (4/3)	97.68%

Note: All figures updated till 9AM, 12th March

#Daily increase/decrease with respect to previous day is shown as (+/-)

**Complete analysis can be referred from Section X, (Page no. 5)*

TESTING SNAPSHOT	S. No	Subject	Number
	1	Samples Tested till 11 th March	87,68,585
	2	Samples Tested on 12 th March	19,376
	3	Total Number of Samples Tested till 12th March (1+2)	87,87,961
	4	Tests per Million population	97,644
	5	% of Positive Cases out of Samples Tested	6.57%
	6	Total Testing Laboratories*	105
	7	Testing Laboratories added this week	0
8	Testing Laboratories pending approval	1	

**Detailed breakup of these laboratories is given on Page 4 and Page 5*

INFRASTRUCTURE DETAILS	S. No	Subject	Number
	1	Total Number of Hospitals dedicated for treating COVID-19	58
	2	Total Number of Govt. Hospitals dedicated for treating COVID-19	43
	3	Total Number of Pvt. Hospitals requisitioned for treating COVID-19	15
	4	Total Number of earmarked COVID-19 Beds	6,736
	5	% Occupancy in COVID Beds	3.27%
	6	Total ICU/HDU Beds in the COVID Hospitals	1,619
7	Total Number of Ventilators in the COVID Hospitals	595	

QUARANTINE DETAILS	Home Quarantine		
	1	Total Home Quarantined People	25,67,730
	2	Total number of people currently in Home Quarantine	9,892
	3	Total number of people released from Home Quarantine	25,57,838
	1	Total Number of Safe Homes	200
	2	Total Number of Beds in Safe Homes	11,507
	3	Total Number of Patients in Safe Homes currently	0



Department of Health & Family Welfare Govt. of West Bengal

WEST BENGAL COVID-19 HEALTH BULLETIN – 12th MARCH 2021

V

DISTRICT SNAPSHOT#

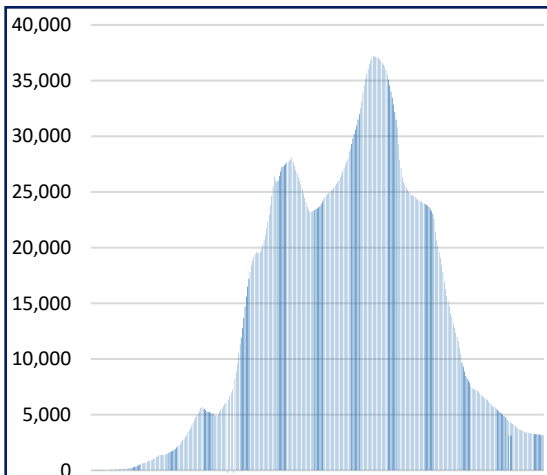
1	2	3	4	5	6 = 3-4-5	7
S. No	District	Total Cases	Total Discharged	Total Deaths	Total Active Cases	Last Reported Case
1	Alipurduar	7,711	7,620	86	5	2- Mar
2	Coochbehar	11,856	11,770 ⁺¹	72	14 ⁻¹	10- Mar
3	Darjeeling	18,497 ⁺⁶	18,247 ⁺⁵	204	46 ⁺¹	11- Mar
4	Kalimpong	2,235	2,207	27	1	23- Feb
5	Jalpaiguri	14,744 ⁺⁵	14,546 ⁺⁴	164	34 ⁺¹	11- Mar
6	Uttar Dinajpur	6,741 ⁺³	6,620 ⁺⁷	78	43 ⁻⁴	11- Mar
7	Dakshin Dinajpur	8,181	8,103	74	4	9- Mar
8	Malda	12,724 ⁺³	12,585 ⁺²	114	25 ⁺¹	11- Mar
9	Murshidabad	12,329 ⁺¹	12,165 ⁺³	149	15 ⁻²	11- Mar
10	Nadia	22,695 ⁺⁵	22,332 ⁺⁵	320	43	11- Mar
11	Birbhum	10,080 ⁺¹	9,954 ⁺⁴	89	37 ⁻³	11- Mar
12	Purulia	7,304	7,217 ⁺⁶	49	38 ⁻⁶	10- Mar
13	Bankura	12,051 ⁺¹⁴	11,885 ⁺⁵	92	74 ⁺⁹	11- Mar
14	Jhargram	3,067 ⁺³	3,032 ⁺¹	22	13 ⁺²	11- Mar
15	Paschim Medinipur	20,273 ⁺³	19,933 ⁺⁴	311	29 ⁻¹	11- Mar
16	Purba Medinipur	20,740 ⁺⁶	20,413 ⁺⁵	279	48 ⁺¹	11- Mar
17	Purba Bardhaman	12,716 ⁺¹	12,588 ⁺³	103	25 ⁻²	11- Mar
18	Paschim Bardhaman	16,516 ⁺²¹	16,228 ⁺¹¹	169	119 ⁺¹⁰	11- Mar
19	Howrah	36,054 ⁺²⁶	34,835 ⁺¹⁸	1,049	170 ⁺⁸	11- Mar
20	Hooghly	29,742 ⁺¹⁴	29,166 ⁺⁶	497	79 ⁺⁸	11- Mar
21	North 24 Parganas	1,23,820 ⁺⁷¹	1,20,414 ⁺⁶⁹	2,516	890 ⁺²	11- Mar
22	South 24 Parganas	37,338 ⁺¹¹	36,491 ⁺¹³	714	133 ⁻²	11- Mar
23	Kolkata	1,30,308 ⁺⁸³	1,25,954 ⁺⁸¹	3,106 ⁺¹	1,248 ⁺¹	11- Mar
24	Other State	66	63	3	0	6-June
TOTAL		5,77,788⁺²⁷⁷	5,64,368⁺²⁵³	10,287⁺¹	3,133⁺²³	

#District Wise data is subject to verification and may change

#Daily increase/decrease with respect to previous day is in superscript as +/- (Eg: ⁺⁴)

VI

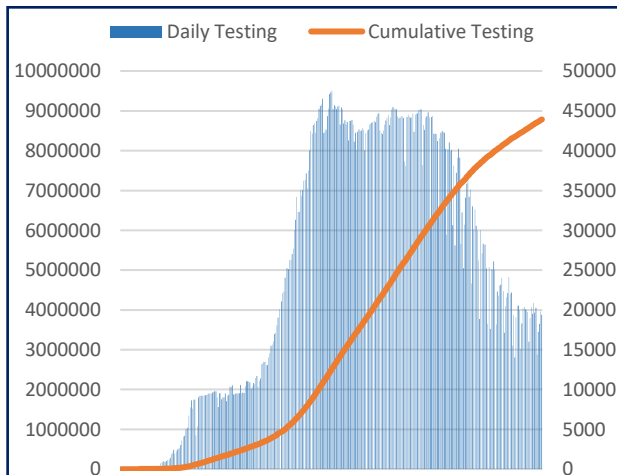
DAILY CUMULATIVE ACTIVE COVID-19 CASES



17th March to 12th Mar

VII

SAMPLES TESTED (Daily and Cumulative)



17th March to 12th Mar



Department of Health & Family Welfare
Govt. of West Bengal

WEST BENGAL COVID-19 HEALTH BULLETIN – 12th MARCH 2021

VIII

UNIT WISE EQUIPMENT SUPPLY (CUMULATIVE)

S. No.	Unit Name	PPE	N95/FFP2	Regular Masks		Gloves	Sanitizer (In ltr.)
				Reusable Mask	Disposable Mask		
1	Alipurduar	17,800	26,250	13,400	1,00,900	74,200	5,092.0
2	Bankura	44,950	46,700	27,300	1,61,550	1,04,200	7,448.0
3	Birbhum	36,150	28,300	32,400	96,050	49,700	6,171.0
4	Bishnupur HD	15,350	31,600	54,600	1,25,750	1,17,200	6,061.0
5	Coochbehar	33,600	29,450	26,950	41,100	7,200	4,354.0
6	Dakshin Dinajpur	20,400	19,650	21,500	1,21,600	83,700	4,921.0
7	Darjeeling	52,250	50,650	22,900	32,200	10,700	4,498.0
8	Diamond Harbour HD	51,250	32,300	28,000	1,07,550	1,11,500	4,284.0
9	Hooghly	64,870	51,250	47,000	1,74,200	1,59,100	11,041.0
10	Howrah	1,13,450	78,000	63,780	2,02,550	2,33,200	6,531.0
11	Jalpaiguri	34,800	38,100	45,550	1,11,000	61,200	6,063.0
12	Jhargram	16,750	16,100	24,890	57,050	56,200	4,443.0
13	Kalimpong	21,150	20,900	19,000	68,050	35,200	4,370.5
14	Malda	26,100	23,200	26,000	87,100	97,700	7,151.0
15	Murshidabad	35,333	51,380	48,700	1,43,100	1,40,200	10,080.0
16	Nadia	62,070	39,740	37,100	1,49,050	1,39,700	5,831.0
17	North 24 Parganas	1,01,000	77,740	31,440	1,90,000	1,23,700	7,383.5
18	Basirhat HD	44,320	45,230	32,280	1,44,050	1,65,000	5,647.0
19	Paschim Bardhaman	37,850	35,100	17,780	1,21,000	1,21,900	2,257.0
20	Paschim Medinipur	32,450	45,300	41,090	1,56,050	1,42,700	7,435.0
21	Purba Bardhaman	58,650	51,700	27,100	1,36,550	1,53,700	9,943.0
22	Purba Medinipur	54,550	41,200	33,220	87,050	1,00,100	1,731.0
23	Nandigram HD	18,750	33,100	30,640	1,21,050	83,200	7,279.0
24	Purulia	50,450	34,600	52,700	1,48,550	1,21,700	7,421.0
25	Rampurhat HD	24,150	29,000	30,300	62,050	74,500	5,637.0
26	South 24 Parganas	57,450	33,600	33,400	1,07,250	1,10,400	2,141.0
27	Uttar Dinajpur	35,750	43,550	43,850	1,13,050	1,31,700	5,853.0
28	Bankura S MC&H	21,000	46,650	10,200	1,82,500	2,16,400	2,660.0
29	Coochbehar MC&H	13,800	14,900	14,600	53,500	83,500	3,442.0
30	NB MC&H	40,350	96,000	20,000	2,24,200	2,40,500	7,890.0
31	Diamond Harbour MC&H	13,300	24,200	10,100	1,47,500	1,50,000	3,898.0
32	Malda MC&H	18,800	71,100	13,100	1,88,500	2,27,500	5,968.0
33	Murshidabad MC&H	31,630	73,950	14,600	1,29,000	2,12,000	2,340.0
34	Bardhaman MC&H	23,900	34,100	17,500	1,89,500	2,27,500	3,448.0
35	Medinipur MC&H	56,300	72,700	34,100	2,53,000	2,00,000	11,598.0
36	Purulia MC&H	13,300	19,900	51,600	99,500	1,21,000	4,098.0
37	Rampurhat MC&H	21,400	25,900	17,600	40,000	77,500	10,048.0
38	Raiganj MC&H	14,100	11,900	13,100	56,500	87,000	2,190.0
39	JNM MC&H	17,400	21,000	24,000	45,000	59,500	2,972.0
40	Sagar Dutta MC&H	67,520	93,830	17,600	1,76,550	2,08,000	7,978.0
41	ID & BG Hospital	45,050	59,800	20,600	1,01,100	77,500	2,671.0
42	RG Kar MCH	40,850	66,500	15,800	3,01,050	3,40,200	7,207.0
43	NRS MCH	63,250	95,500	30,800	2,15,550	2,19,200	5,090.0
44	IPGMER & SSKMH	98,900	1,11,090	66,600	4,29,050	4,29,500	15,317.0
45	Medical College, Kolkata	1,66,450	1,50,000	20,800	3,26,050	4,27,500	9,262.0
46	CNMCH	52,350	48,300	23,150	1,33,500	1,01,500	3,672.0
47	Other Govt Dept/Institutions	4,31,051	3,90,795	2,26,188	10,69,271	10,74,202	59,055.0
48	Stock in hand-In Transit	4,99,918	21,93,235	8,72,451	20,43,937	17,83,708	1,24,918.0
TOTAL		29,12,262	47,75,040	24,47,359	95,70,208	93,73,210	4,56,789.0

*In addition to State supply, local procurement is also done.



Department of Health & Family Welfare Govt. of West Bengal

WEST BENGAL COVID-19 HEALTH BULLETIN – 12th MARCH 2021

IX

DETAILS OF TESTING LABS

S. No.	Name of Testing Lab	Samples Tested	Method of Testing	Functional WEF
1	NICED	1,99,832	RT-PCR	Since Beginning
2	SSKM	2,80,682	RT-PCR	17-Mar
3	Medinipur MCH	1,57,159	RT-PCR	24-Mar
4	North Bengal MCH	3,28,160	RT-PCR	29-Mar
5	School of Tropical Medicine	2,19,138	RT-PCR	01-Apr
6	Apollo Hospital	50,757	RT-PCR	06-Apr
7	Tata Medical Centre	19,978	RT-PCR	06-Apr
8	Malda MCH	2,37,207	RT-PCR	08-Apr
9	Dr. Lal Pathlab	2,12,458	RT-PCR	17-Apr
10	Command Hospital	33,279	RT-PCR	17-Apr
11	CNCI	22,095	RT-PCR	22-Apr
12	RG Kar MCH	2,49,619	RT-PCR	24-Apr
13	SURAKSHA	1,23,032	RT-PCR	24-Apr
14	Murshidabad MCH	1,82,628	RT-PCR	26-Apr
15	Peerless	59,713	RT-PCR	30-Apr
16	Burdwan MCH	1,78,161	RT-PCR	06-May
17	MCH Kolkata	1,03,162	RT-PCR	08-May
18	NRS MCH	1,24,597	RT-PCR	12-May
19	Sanaka Hospitals	98,527	RT-PCR	12-May
20	Medica Hospital	1,13,674	RT-PCR	15-May
21	Bankura MCH	1,51,250	RT-PCR	22-May
22	Suri DH	1,30,618	RT-PCR	22-May
23	Coochbehar GMCH	1,56,675	RT-PCR	06-Jun
24	COMJNM Kalyani	1,64,405	RT-PCR	10-Jun
25	Desun Hospital	6,075	RT-PCR	17-Jun
26	RN Tagore Hospital	33,618	RT-PCR	24-Jun
27	Raigunj MCH	80,323	RT-PCR	26-Jun
28	Jagannath Gupta Institute of Medical Sciences	4,253	RT-PCR	06-Jul
29	ESI-Postgraduate Institute of Medical Science and Research	10,331	RT-PCR	16-Jul
30	Remedy Lifecare, Kolkata	11,387	RT-PCR	21-Jul
31	AMRI Dhakuria	42,963	RT-PCR	19-May
32	Rampurhat MCH	78,418	RT-PCR	19-May
33	CNMCH	67,706	RT-PCR	20-May
34	DH GMCH	1,52,020	RT-PCR	20-May
35	COMSDH	48,368	RT-PCR	27-May
36	Purulia Govt. MCH	90,869	RT-PCR	03-Jun
37	SRL Lab	1,11,571	RT-PCR	18-Jun
38	Probe diagnostics	34,262	RT-PCR	14-Aug
39	Pulse Diagnostics	53,417	RT-PCR	12-Sept
40	RB Diagnostic Kolkata	41,901	RT-PCR	20-Sept
41	Purba Medinipur DH	23,504	RT-PCR	24-Sept
42	B.P. Poddar Hospital & Medical Research Ltd	1,848	RT-PCR	27-Oct
43	Swastik Clinic & Seva Sadan Pvt. Ltd., Birbhum	218	RT-PCR	27-Oct
44	Repromed Diagnostic Ltd	12,707	RT-PCR	24-Sept
45	Gouri Devi Institute of Medical Sciences and Hospital	1,514	RT-PCR	7-Nov
46	IQ City Medical College Durgapur	3,051	RT-PCR	4-Dec
47	Imambara DH, Hooghly	9,573	RT-PCR	15-Dec
48	Saroj Gupta Cancer Center & Research Institute	1499	RT-PCR	23-Dec
49	Lasco Medicare Pvt. Ltd. Howrah	643	RT-PCR	5-Jan
50	Icare Institute of Medical Sciences and Research	214	RT-PCR	25-Jan
51	Sanjiban Hospital, Howrah	678	RT-PCR	23-Feb
52	AMRI Salt Lake	15,508	CBNAAT	01-May
53	CMRI	15,109	CBNAAT	13-May

Note: Average tests per CBNAAT and TRUENAT machines are 32 per day and 16 per day respectively



Department of Health & Family Welfare Govt. of West Bengal

WEST BENGAL COVID-19 HEALTH BULLETIN – 12th MARCH 2021

IX

DETAILS OF TESTING LABS

S. No.	Name of Testing Lab	Samples Tested	Method of Testing	Functional WEF
54	Asansol DH	2,487	TRUENAT	19-May
55	Jhargram DH	2,675	TRUENAT	19-May
56	Falakata SSH	3,821	TRUENAT	20-May
57	Balurghat DH	2,528	TRUENAT	22-May
58	Serampore DH	1,175	TRUENAT	25-May
59	Uluberia SSH	1,803	TRUENAT	27-May
60	Jangipur SDH	1,685	TRUENAT	27-May
61	Egra SDH	526	TRUENAT	27-May
62	MR Bangur Hospital	415	TRUENAT	28-May
63	Chanchal SDH	557	TRUENAT	28-May
64	Biswa Bangla Krirangan COVID Hospital	84,515	TRUENAT	31-May
65	Woodlands	8,026	CBNAAT	11-Jun
66	Alipurduar DH	1,542	TRUENAT	16-Jun
67	Basirhat DH	335	TRUENAT	19-Jun
68	Anandaloke Sonoscan, Siliguri	5,933	TRUENAT	27-Jun
69	Gangarampur SDH	1,174	CBNAAT	16-Jul
70	Contai SDH	1,891	TRUENAT	20-Jul
71	ILS hospital	1,780	TRUENAT	25-Jul
72	Uttar Latabari DH	103	TRUENAT	04-Aug
73	Nandigram SSH/DH	790	TRUENAT	04-Aug
74	Panskura Hospital	434	TRUENAT	06-Aug
75	Chittaranjan Seva Sadan Hospital	1,695	TRUENAT	10-Aug
76	Dr. PK Saha Hospital, Coochbihar	3,776	TRUENAT	11-Aug
77	Salt Lake SDH	846	TRUENAT	13-Aug
78	Charnock Hospital	5,103	TRUENAT	14-Aug
79	Gabberia SGH	171	TRUENAT	15-Aug
80	Spandan Disgnostic Center	7,685	TRUENAT	16-Aug
81	Kakdwip SSH	249	TRUENAT	17-Aug
82	Mal SSH	189	TRUENAT	18-Aug
83	Howrah DH	171	TRUENAT	21-Aug
84	Sagardighi SSH	396	TRUENAT	2-Sept
85	Domkal SSH	164	TRUENAT	6-Sept
86	Udaynarayanpur SGH Howrah	53	TRUENAT	7- Sept
87	GD Hospital & Diabetes Institute, Howrah	1,226	CBNAAT	8-Sept
88	Nightingale Diagnostic & Medicare Centre	2,995	TRUENAT	12-Sept
89	Bhagirathi Neotia Woman * Child Care Centre	465	CBNAAT	16-Sept
90	Krishnanagar DTC	171	TRUENAT	29-Sept
91	Mission Hospital, Durgapur	8,350	TRUENAT	29-Sept
92	Medinova, Kolkata	2,901	TRUENAT	1-Oct
93	MSS Bansal Medical, Kolkata	5,905	TRUENAT	2-Oct
94	TLJ, SGH, Howrah	123	TRUENAT	2-Oct
95	Narayan Memorial Hospital, Kolkata	539	TRUENAT	2-Oct
96	Kalimpong DH	335	TRUENAT	6-Oct
97	Mirik BPHC, Darjeeling	136	TRUENAT	9-Oct
98	Barjore SSH, Bankura	283	TRUENAT	11-Oct
99	Darjeeling DH	227	TRUENAT	11-Oct
100	Metropolis Kolkata	21,535	TRUENAT	14-Oct
101	Laboratory Services, Healthworld Hospitals, Durgapur	2,017	TRUENAT	4-Dec
102	Neotia Getwel Healthcare Centre, Siliguri	199	CBNAAT	9-Jan
103	Arogya Niketan Nursing Home	218	TRUENAT	16-Jan
104	Ruby General Hospital	342	CBNAAT	20-Jan
105	Cliniperfect Polyclinic and Diagnostics	29	TRUENAT	23-Feb
106	Antigen Test done within the State	38,43,653	-	-
107	Samples Tested in Labs Outside the State	2,01,265	RT-PCR	-
TOTAL		87,87,961		

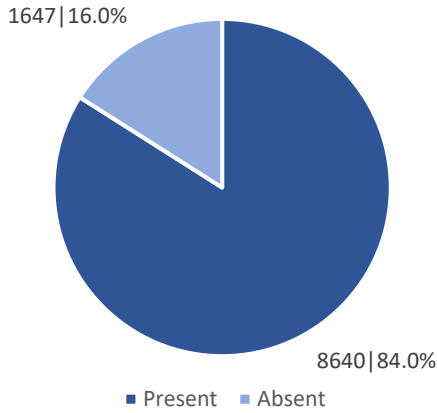
Note: Average tests per CBNAAT and TRUENAT machines are 32 per day and 16 per day respectively



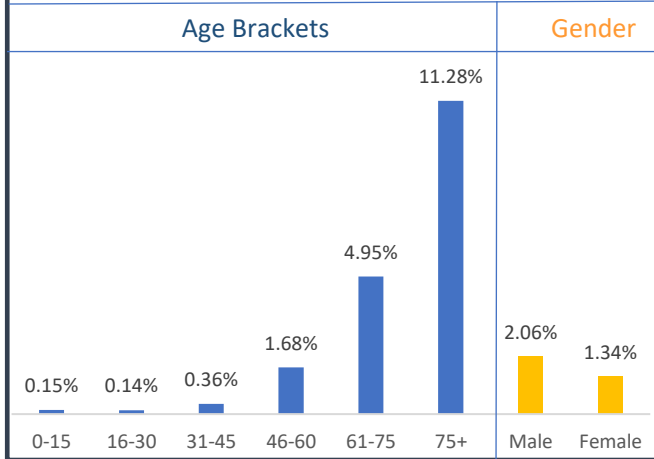
WEST BENGAL COVID-19 HEALTH BULLETIN – 12th MARCH 2021

X

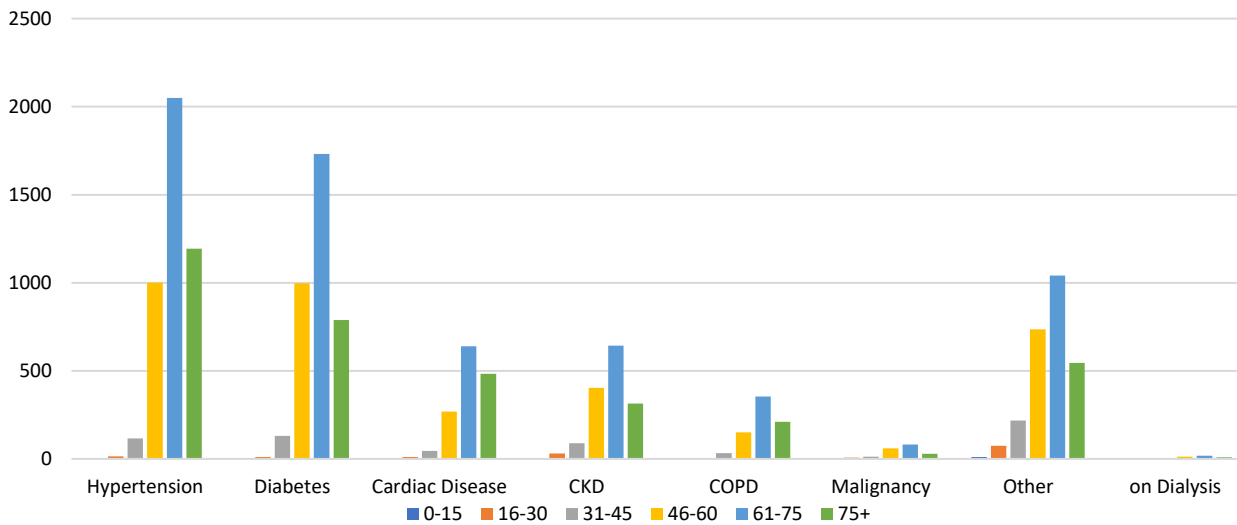
Comorbidity Status in Deceased Cases (n=10,287)



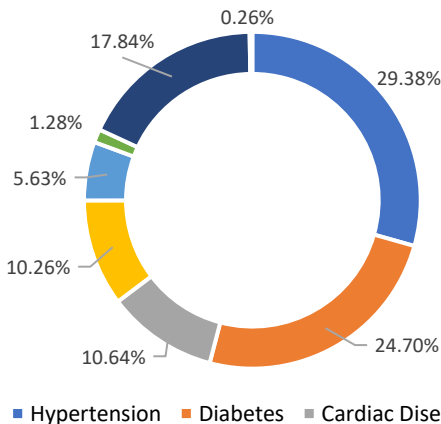
Fatality Rate in Respective Age Brackets & Gender Group



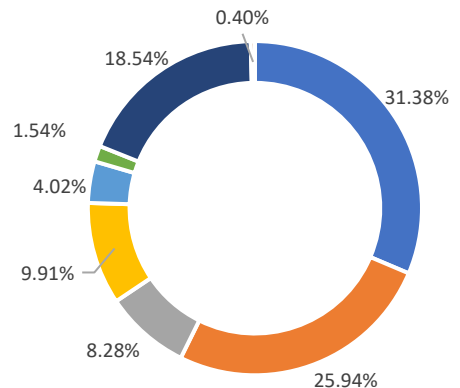
Age Group Wise Comorbidities Among Deceased



Share of Comorbidities in Male



Share of Comorbidities in Female



FATALITY ANALYSIS



Department of Health & Family Welfare Govt. of West Bengal

WEST BENGAL COVID-19 HEALTH BULLETIN – 12th MARCH 2021

XI
EQUIPMENT SUPPLY

S. No	Equipment	Ordered by State Govt.	Received Yesterday	Total Received by State Govt.	Order Pending
1	PPEs	32.10 L	2,000	28.41 L	3.69 L
2	N95/FFP2 Masks	47.20 L	10,000	46.79 L	0.41 L
3	Regular Masks	123.84 L	20,000	99.90 L	23.94 L
4	Hand Sanitizers (In Ltrs.)	4.41 L	1,000	4.39 L	0.02 L
5	Gloves	95.00 L	20,000	90.60 L	4.40 L
6	Thermal Guns	20,000	NIL	20,000	NIL

XII
DEDICATED COVID-19 HELPLINE (24 X 7)

1. Dedicated COVID-19 Helpline : **1800 313 444 222**
2. Direct Telemedicine Line : **033 23576001**
3. Ambulance Service : **033 40902929**
4. COVID Telemedicine App "[Covid Telemedicine WB](#)" on Google Play Store
 - These services include allocation of beds in Govt. hospitals and Safe Homes
 - Telemedicine for citizens at large and those in home isolation
 - Ambulance service includes guidance and provision of Govt. ambulance
5. Tele-Psychological counselling services have started since August 1st, 2020.

General Queries

1	A	Total Queries addressed in last 24 hours	679
	B	Total Queries addressed till 11 th March	15,77,475

Telemedicine

2	A	Total consultations given in last 24 hours	201
	B	Total consultations given till 11 th March	5,83,647

Ambulance Services

3	A	Ambulances assigned in last 24 hours	23
	B	Total calls received in last 24 hours	23

Tele-Psychological Counselling

4	A	Counselling given in last 24 hours	254
	B	Counselling given till 11 th March	2,93,372

State Government Interventions :

- Weekly death rate is 1.94%. Both death rate and Infection rate are showing a downward trend.
- Status of availability of beds for COVID positive patients in government and private hospitals is available at Health & FW Department's website: www.wbhealth.gov.in
- Safe Homes : An initiative by the Government of West Bengal for care and treatment of asymptomatic/mild symptomatic COVID patients for whom home isolation is not possible /advisable
- As per State Government advisory Satellite Health Facilities are being developed by private hospitals in close vicinity of their hospitals as separate health facility for treatment of asymptomatic/mild symptomatic COVID patients. This intervention is expected to free beds in the hospitals for serious patients.

All the guidelines and orders relating to Covid-19 are posted on www.wbhealth.gov.in

You can follow us on :

Facebook at: <https://www.facebook.com/wbdhfw/>

Twitter at: <https://twitter.com/wbdhfw>