



# Department of Health & Family Welfare Govt. of West Bengal

## WEST BENGAL COVID-19 HEALTH BULLETIN – 12<sup>th</sup> JULY 2021

### COVID 19 STATUS

S. No	Subject	Number
1	New COVID-19 Cases on 12 <sup>th</sup> July	885
2	<b>Total COVID-19 Cases till 12<sup>th</sup> July</b>	<b>15,13,014</b>
3	Total Discharged	14,80,556 (+1,244)
4	Total Deaths as on 12 <sup>th</sup> July*	17,927 (+11)
5	<b>Active COVID-19 Cases as on 12<sup>th</sup> July</b>	<b>14,531 (-370)</b>
6	Discharge Rate (3/2)	97.85%
7	Fatality Rate (4/2)	1.18%

Note: All figures updated till 9AM, 12<sup>th</sup> July

#Daily increase/decrease with respect to previous day is shown as (+/-)

\*Complete analysis can be referred from Section X, (Page no. 5)

### TESTING SNAPSHOT

S. No	Subject	Number
1	Samples Tested on 12 <sup>th</sup> July	45,287
2	<b>Total Number of Samples Tested till 12<sup>th</sup> July</b>	<b>1,48,15,021</b>
3	<b>Positivity Rate as on 12<sup>th</sup> July</b>	<b>1.95%</b>
4	Tests per Million population	1,64,611
5	Total Testing Laboratories*	126
6	RT-PCR/Antigen Test Ratio	53:47

\*Detailed breakup of these laboratories is given on Page 3 and Page 4

### TREATMENT INFRASTRUCTURE SNAPSHOT

S. No	Subject	Number
1	Total Number of Hospitals dedicated for treating COVID-19	203
2	Total Number of Govt. Hospitals dedicated for treating COVID-19	196
3	Total Number of Pvt. Hospitals requisitioned for treating COVID-19	7
4	Total Number of earmarked COVID-19 Beds	23,947
5	% Occupancy in COVID Beds	5.63%
6	Total ICU/HDU Beds in the COVID Hospitals	2,861
7	Total Number of Safe Homes	200
8	Total Number of Beds in Safe Homes	11,507

### ACTIVE CASES SNAPSHOT

S. No	Subject	Number
1	Total number of people currently in Home Isolation	12,014
2	Total Number of Patients in Hospitals	1,911
3	Total Number of Patients in Safe Homes	606

### VACCINATION STATUS

S. No	Subject	Number
1	Total Number of people vaccinated on 12 <sup>th</sup> July	88,391
2	First Dose on 12 <sup>th</sup> July	27,665
3	Second Dose on 12 <sup>th</sup> July	60,726
4	Cumulative Vaccination till 12 <sup>th</sup> July	2,39,61,775
5	Cumulative Vaccination First Dose	1,75,80,808
6	Cumulative Vaccination Second Dose	63,80,967
7	Number of CVC (Common Vaccination Centres)	913
8	Cumulative AEFI cases reported	2,010
9	Vaccine wastage	-6%



# Department of Health & Family Welfare Govt. of West Bengal

## WEST BENGAL COVID-19 HEALTH BULLETIN – 12<sup>th</sup> JULY 2021

### VI

#### DISTRICT COVID-19 STATUS#

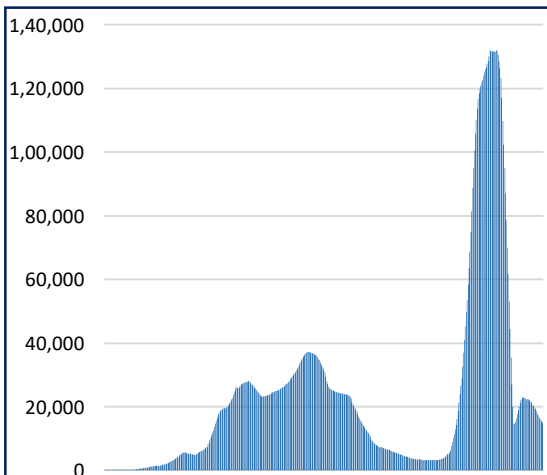
1	2	3	4	5	6 = 3-4-5	7
S. No	District	Total Cases	Total Discharged	Total Deaths	Total Active Cases	Last Reported Case
1	Alipurduar	14,481 <sup>+24</sup>	14,086 <sup>+25</sup>	99	296 <sup>-1</sup>	11-July-21
2	Coochbehar	26,763 <sup>+56</sup>	25,848 <sup>+61</sup>	91	824 <sup>-5</sup>	11-July-21
3	Darjeeling	51,936 <sup>+77</sup>	50,056 <sup>+97</sup>	479 <sup>+2</sup>	1,401 <sup>-22</sup>	11-July-21
4	Kalimpong	5,889 <sup>+15</sup>	5,626 <sup>+19</sup>	39	224 <sup>-4</sup>	11-July-21
5	Jalpaiguri	38,861 <sup>+48</sup>	37,541 <sup>+69</sup>	516 <sup>+1</sup>	804 <sup>-22</sup>	11-July-21
6	Uttar Dinajpur	19,249 <sup>+7</sup>	18,824 <sup>+18</sup>	232	193 <sup>-11</sup>	11-July-21
7	Dakshin Dinajpur	16,763 <sup>+6</sup>	16,428 <sup>+15</sup>	167	168 <sup>-9</sup>	11-July-21
8	Malda	32,553 <sup>+13</sup>	32,272 <sup>+8</sup>	182	99 <sup>+5</sup>	11-July-21
9	Murshidabad	33,495 <sup>+8</sup>	33,075 <sup>+19</sup>	322	98 <sup>-11</sup>	11-July-21
10	Nadia	68,232 <sup>+46</sup>	66,820 <sup>+64</sup>	664 <sup>+1</sup>	748 <sup>-19</sup>	11-July-21
11	Birbhum	40,151 <sup>+11</sup>	39,711 <sup>+13</sup>	282	158 <sup>-2</sup>	11-July-21
12	Purulia	19,076 <sup>+6</sup>	18,908 <sup>+5</sup>	112	56 <sup>+1</sup>	11-July-21
13	Bankura	33,777 <sup>+51</sup>	32,931 <sup>+49</sup>	258	588 <sup>+2</sup>	11-July-21
14	Jhargram	10,605 <sup>+37</sup>	10,148 <sup>+36</sup>	25	432 <sup>+1</sup>	11-July-21
15	Paschim Medinipur	49,863 <sup>+46</sup>	48,160 <sup>+91</sup>	474 <sup>+2</sup>	1,229 <sup>-47</sup>	11-July-21
16	Purba Medinipur	59,401 <sup>+75</sup>	57,730 <sup>+94</sup>	362	1,309 <sup>-19</sup>	11-July-21
17	Purba Bardhaman	39,428 <sup>+29</sup>	38,770 <sup>+41</sup>	175	483 <sup>-12</sup>	11-July-21
18	Paschim Bardhaman	55,940 <sup>+25</sup>	55,248 <sup>+30</sup>	342	350 <sup>-5</sup>	11-July-21
19	Howrah	93,766 <sup>+43</sup>	91,477 <sup>+70</sup>	1,475	814 <sup>-27</sup>	11-July-21
20	Hooghly	80,877 <sup>+68</sup>	79,097 <sup>+75</sup>	887 <sup>+2</sup>	893 <sup>-9</sup>	11-July-21
21	North 24 Parganas	3,17,446 <sup>+90</sup>	3,11,362 <sup>+147</sup>	4,530	1,554 <sup>-57</sup>	11-July-21
22	South 24 Parganas	95,201 <sup>+39</sup>	93,145 <sup>+89</sup>	1,262 <sup>+2</sup>	794 <sup>-52</sup>	11-July-21
23	Kolkata	3,09,195 <sup>+65</sup>	3,03,230 <sup>+109</sup>	4,949 <sup>+1</sup>	1,016 <sup>-45</sup>	11-July-21
24	Other State	66	63	3	0	6-Jun-20
<b>TOTAL</b>		<b>15,13,014<sup>+885</sup></b>	<b>14,80,556<sup>+1,244</sup></b>	<b>17,927<sup>+11</sup></b>	<b>14,531<sup>-370</sup></b>	

#District Wise data is subject to verification and may change

#Daily increase/decrease with respect to previous day is in superscript as +/- (Eg: +4)

### VII

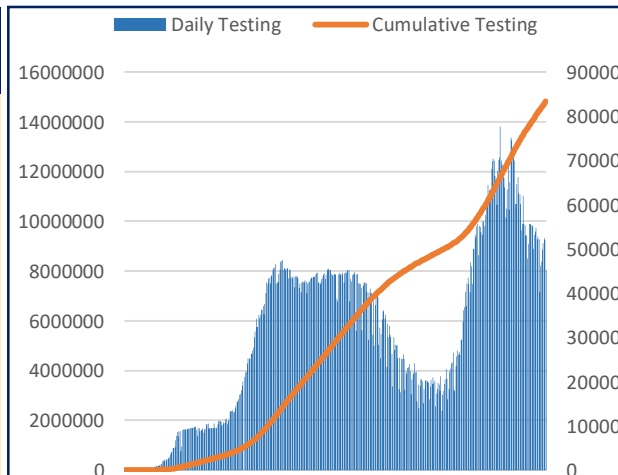
#### DAILY CUMULATIVE ACTIVE COVID-19 CASES



17<sup>th</sup> March 2020 to 12<sup>th</sup> July 2021

### VIII

#### SAMPLES TESTED (Daily and Cumulative)



17<sup>th</sup> March 2020 to 12<sup>th</sup> July 2021



# Department of Health & Family Welfare Govt. of West Bengal

## WEST BENGAL COVID-19 HEALTH BULLETIN – 12<sup>th</sup> JULY 2021

IX

DETAILS OF TESTING LABS

S. No.	Name of Testing Lab	District	Authority	Samples Tested	Testing Method	Functional WEF
1	NICED	Kolkata	Central Govt	2,92,607	RT-PCR	Since Beginning
2	SSKM	Kolkata	State Govt	4,08,143	RT-PCR	17-Mar-20
3	Medinipur MCH	Paschim Midnapore	State Govt	2,23,687	RT-PCR	24-Mar-20
4	North Bengal MCH	Darjeeling	State Govt	4,96,043	RT-PCR	29-Mar-20
5	School of Tropical Medicine	Kolkata	State Govt	3,01,209	RT-PCR	01-Apr-20
6	Apollo Hospital	North 24 Pargana	PVT	79,847	RT-PCR	06-Apr-20
7	Tata Medical Centre	North 24 Pargana	PVT	27,634	RT-PCR	06-Apr-20
8	Malda MCH	Malda	State Govt	3,53,475	RT-PCR	08-Apr-20
9	Dr. Lal Pathlab	North 24 Pargana	PVT	4,47,656	RT-PCR	17-Apr-20
10	Command Hospital	Kolkata	Central Govt	46,884	RT-PCR	17-Apr-20
11	CNCI	Kolkata	Central Govt	34,963	RT-PCR	22-Apr-20
12	RG Kar MCH	Kolkata	State Govt	3,40,513	RT-PCR	24-Apr-20
13	SURAKSHA	North 24 Pargana	PVT	2,58,642	RT-PCR	24-Apr-20
14	Murshidabad MCH	Murshidabad	State Govt	2,76,156	RT-PCR	26-Apr-20
15	Peerless	Kolkata	PVT	93,172	RT-PCR	30-Apr-20
16	Burdwan MCH	Burdwan	State Govt	2,69,228	RT-PCR	06-May-20
17	MCH Kolkata	Kolkata	State Govt	1,43,932	RT-PCR	08-May-20
18	NRS MCH	Kolkata	State Govt	1,83,936	RT-PCR	12-May-20
19	Sanaka Hospitals	Paschim Burdwan	PVT	1,40,412	RT-PCR	12-May-20
20	Medica Hospital	Kolkata	PVT	1,63,297	RT-PCR	15-May-20
21	Bankura MCH	Bankura	State Govt	2,53,726	RT-PCR	22-May-20
22	Suri DH	Birbhum	State Govt	1,75,942	RT-PCR	22-May-20
23	Coochbehar GMCH	Cooch Bihar	State Govt	2,55,632	RT-PCR	06-Jun-20
24	COMJNM Kalyani	Nadia	State Govt	2,35,675	RT-PCR	10-Jun-20
25	Desun Hospital	Kolkata	PVT	11,048	RT-PCR	17-Jun-20
26	RN Tagore Hospital	Kolkata	PVT	59,719	RT-PCR	24-Jun-20
27	Raigunj MCH	Uttar Dinajpur	State Govt	1,20,185	RT-PCR	26-Jun-20
28	Jagannath Gupta Institute of Medical Sciences	South 24 Pargana	PVT	8,775	RT-PCR	06-Jul-20
29	ESI-PGIMSIR	Kolkata	PVT	18,736	RT-PCR	16-Jul-20
30	Remedy Lifecare, Kolkata	Kolkata	PVT	19,602	RT-PCR	21-Jul-20
31	AMRI Dhakuria	Kolkata	PVT	73,641	RT-PCR	19-May-20
32	Rampurhat MCH	Birbhum	State Govt	1,44,737	RT-PCR	19-May-20
33	CNMCH	Kolkata	State Govt	1,12,001	RT-PCR	20-May-20
34	DH GMCH	South 24 Pargana	State Govt	2,38,374	RT-PCR	20-May-20
35	COMSDH	North 24 Pargana	State Govt	88,539	RT-PCR	27-May-20
36	Purulia Govt. MCH	Purulia	State Govt	1,48,560	RT-PCR	03-Jun-20
37	SRL Lab	Kolkata	PVT	2,91,401	RT-PCR	18-Jun-20
38	Probe diagnostics	Kolkata	PVT	70,746	RT-PCR	14-Aug-20
39	Pulse Diagnostics	Kolkata	PVT	1,06,556	RT-PCR	12-Sep-20
40	RB Diagnostic Kolkata	Kolkata	PVT	1,29,113	RT-PCR	20-Sep-20
41	Purba Medinipur DH	Purba Midnapur	State Govt	74,038	RT-PCR	24-Sep-20
42	B.P. Poddar Hospital & Medical Research Ltd	Kolkata	PVT	4,058	RT-PCR	27-Oct-20
43	Swastik Clinic & Seva Sadan Pvt. Ltd., Birbhum	Birbhum	PVT	1,269	RT-PCR	27-Oct-20
44	Repromed Diagnostic Ltd	Kolkata	PVT	34,321	RT-PCR	24-Sep-20
45	Gouri Devi Institute of Medical Sciences	Purba Burdwan	PVT	6,355	RT-PCR	07-Nov-20
46	IQ City Medical College Durgapur	Paschim Burdwan	PVT	17,031	RT-PCR	04-Dec-20
47	Imambara DH, Hooghly	Hooghly	State Govt	66,840	RT-PCR	15-Dec-20
48	Saroj Gupta Cancer Center & Research Institute	Kolkata	PVT	6,147	RT-PCR	23-Dec-20
49	Lasco Medicare Pvt. Ltd. Howrah	Howrah	PVT	14,981	RT-PCR	05-Jan-21
50	Icare Institute of Medical Sciences and Research	Purba Midnapur	PVT	6,192	RT-PCR	25-Jan-21
51	Sanjiban Hospital, Howrah	Howrah	PVT	8,308	RT-PCR	23-Feb-21
52	GCC DNA Diagnostic Lab	South 24 Pargana	PVT	3,421	RT-PCR	22-Apr-21
53	Quadra Medical Services	Kolkata	PVT	1,487	RT-PCR	01-May-21
54	Hindlabs, Kolkata	North 24 Pargana	PVT	11,181	RT-PCR	15-May-21
55	Pathkind Lab, Kolkata	Kolkata	PVT	8,098	RT-PCR	25-May-21
56	KPC Medical College	Kolkata	PVT	570	RT-PCR	1-Jun-21
57	Krishna Medica Lab, Kolkata	Kolkata	PVT	5,818	RT-PCR	2-Jun-21
58	Institute of Neurosciences, Kolkata	Kolkata	PVT	514	RT-PCR	4-Jun-21
59	Life Cell International, Kolkata	North 24 Pargana	PVT	3,324	RT-PCR	4-Jun-21
60	The Apollo Clinic - Pvt.Ltd.	Kolkata	PVT	1,255	RT-PCR	8-Jun-21
61	Genu Path Labs	North 24 Pargana	PVT	95	RT-PCR	27-Jun-21
62	Dr. ABG's Pathoscan Center	Purba Burdwan	PVT	20	RT-PCR	30-Jun-21
63	Aloka Medicare Pvt Ltd	Kolkata	PVT	136	RT-PCR	8-July-21
64	Burnpur Hospital (SAIL-IISCO)	Paschim Burdwan	PVT	117	RT-PCR	8-July-21
65	B M Birla Hospital	Kolkata	PVT	457	RT-LAMP	7-Jun-21
66	AMRI Salt Lake	North 24 Pargana	PVT	23,175	CBNAAT	01-May-20

Note: Average tests per CBNAAT and TRUENAT machines are 32 per day and 16 per day respectively



# Department of Health & Family Welfare Govt. of West Bengal

## WEST BENGAL COVID-19 HEALTH BULLETIN – 12<sup>th</sup> JULY 2021

IX

DETAILS OF TESTING LABS

S. No.	Name of Testing Lab	District	Authority	Samples Tested	Testing Method	Functional WEF
67	CMRI	Kolkata	PVT	22,621	CBNAAT	13-May-20
68	Asansol DH	Paschim Burdwan	State Govt	26,817	TRUENAT	19-May-20
69	Jhargram DH	Jhargram	State Govt	2,675	TRUENAT	19-May-20
70	Falakata SSH	Alipurduar	State Govt	3,872	TRUENAT	20-May-20
71	Balurghat DH	Dakshin Dinajpur	State Govt	3,627	TRUENAT	22-May-20
72	Serampore DH	Hooghly	State Govt	1,213	TRUENAT	25-May-20
73	Uluberia SSH	Howrah	State Govt	1,967	TRUENAT	27-May-20
74	Jangipur SDH	Murshidabad	State Govt	1,685	TRUENAT	27-May-20
75	Egra SDH	Purba Midnapur	State Govt	823	TRUENAT	27-May-20
76	MR Bangur Hospital	South 24 Pargana	State Govt	416	TRUENAT	28-May-20
77	Chanchal SDH	Malda	State Govt	559	TRUENAT	28-May-20
78	Biswa Bangla Krirangan COVID Hospital	Jalpaiguri	State Govt	1,44,803	TRUENAT	31-May-20
79	Woodlands	Kolkata	PVT	13,580	CBNAAT	11-Jun-20
80	Alipurduar DH	Alipurduar	State Govt	1,578	TRUENAT	16-Jun-20
81	Basirhat DH	North 24 Pargana	State Govt	511	TRUENAT	19-Jun-20
82	Anandaloke Sonoscan, Siliguri	Darjeeling	PVT	16,697	TRUENAT	27-Jun-20
83	Gangarampur SDH	Dakshin Dinajpur	State Govt	1,313	CBNAAT	16-Jul-20
84	Contai SDH	Purba Midnapur	State Govt	1,902	TRUENAT	20-Jul-20
85	ILS hospital	Kolkata	PVT	3,597	TRUENAT	25-Jul-20
86	Uttar Latabari DH	Alipurduar	State Govt	217	TRUENAT	04-Aug-20
87	Nandigram SSH/DH	Purba Midnapur	State Govt	826	TRUENAT	04-Aug-20
88	Panskura Hospital	Purba Midnapur	State Govt	436	TRUENAT	06-Aug-20
89	Chittaranjan Seva Sadan Hospital	Kolkata	State Govt	1,742	TRUENAT	10-Aug-20
90	Dr. PK Saha Hospital, Coochbihar	Cooch Bihar	PVT	6,715	TRUENAT	11-Aug-20
91	Salt Lake SDH	North 24 Pargana	State Govt	847	TRUENAT	13-Aug-20
92	Charnock Hospital	Kolkata	PVT	8,876	TRUENAT	14-Aug-20
93	Gabberia SGH	Howrah	State Govt	571	TRUENAT	15-Aug-20
94	Spandan Disgnostic Center	Paschim Midnapore	PVT	10,099	TRUENAT	16-Aug-20
95	Kakdwip SSH	South 24 Pargana	State Govt	277	TRUENAT	17-Aug-20
96	Mal SSH	Jalpaiguri	State Govt	198	TRUENAT	18-Aug-20
97	Howrah DH	Howrah	State Govt	185	TRUENAT	21-Aug-20
98	Spandan Hospital, Kolkata	North 24 Pargana	PVT	4,332	TRUENAT	01-Sep-20
99	Sagardighi SSH	Murshidabad	State Govt	588	TRUENAT	02-Sep-20
100	Domkal SSH	Murshidabad	State Govt	164	TRUENAT	06-Sep-20
101	Udaynarayanpur SGH Howrah	Howrah	State Govt	53	TRUENAT	07-Sep-20
102	GD Hospital & Diabetes Institute, Howrah	Kolkata	PVT	2,592	CBNAAT	08-Sep-20
103	Nightingale Diagnostic & Medicare Centre	Kolkata	PVT	10,974	TRUENAT	12-Sep-20
104	Bhagirathi Neotia Woman * Child Care Centre	North 24 Pargana	PVT	1,089	CBNAAT	16-Sep-20
105	Krishnanagar DTC	Nadia	State Govt	172	TRUENAT	29-Sep-20
106	Mission Hospital, Durgapur	Paschim Burdwan	PVT	18,452	TRUENAT	29-Sep-20
107	Medinova, Kolkata	Kolkata	PVT	5,219	TRUENAT	01-Oct-20
108	MSS Bansal Medical, Kolkata	Kolkata	PVT	14,672	TRUENAT	02-Oct-20
109	TLJ, SGH, Howrah	Howrah	PVT	338	TRUENAT	02-Oct-20
110	Narayan Memorial Hospital, Kolkata	Kolkata	PVT	1,050	TRUENAT	02-Oct-20
111	Kalimpong DH	Kalimpong	State Govt	430	TRUENAT	06-Oct-20
112	Mirik BPHC, Darjeeling	Darjeeling	State Govt	136	TRUENAT	09-Oct-20
113	Barjore SSH, Bankura	Bankura	State Govt	394	TRUENAT	11-Oct-20
114	Darjeeling DH	Darjeeling	State Govt	406	TRUENAT	11-Oct-20
115	Metropolis Kolkata	Kolkata	PVT	82,667	TRUENAT	14-Oct-20
116	Laboratory Services, Healthworld Hospitals, Durgapur	Paschim Burdwan	PVT	6,909	TRUENAT	04-Dec-20
117	Neotia Getwel Healthcare Centre, Siliguri	Darjeeling	PVT	2,134	CBNAAT	09-Jan-21
118	Arogya Niketan Nursing Home	Darjeeling	PVT	3,175	TRUENAT	16-Jan-21
119	Ruby General Hospital	Kolkata	PVT	2,643	CBNAAT	20-Jan-21
120	Cliniprudy Polyclinic and Diagnostics	North 24 Pargana	PVT	1,390	TRUENAT	23-Feb-21
121	10 Air Force Hospital, Hasimara	Alipurduar	Central Govt	960	TRUENAT	23-Apr-21
122	4 Air Force Hospital, Midnapore	Paschim Midnapore	Central Govt	1,353	TRUENAT	23-Apr-21
123	164 Military Hospital, Binnaguri	Jalpaiguri	Central Govt	1,528	TRUENAT	23-Apr-21
124	Central Hospital, SE Railway, Kolkata	Kolkata	Central Govt	994	CBNAAT	23-Apr-21
125	Zenith super speciality hospital	Kolkata	PVT	2,458	TRUENAT	23-Apr-21
126	Alipurduar Railway Hospital	Alipurduar	Central Govt	2,375	TRUENAT	23-Apr-21
127	<i>Antigen Test done within the State</i>		State Govt	64,32,907	-	-
128	<i>Samples Tested in Labs Outside the State</i>		PVT	4,87,870	RT-PCR	-
<b>TOTAL</b>				<b>1,48,15,021</b>	-	-

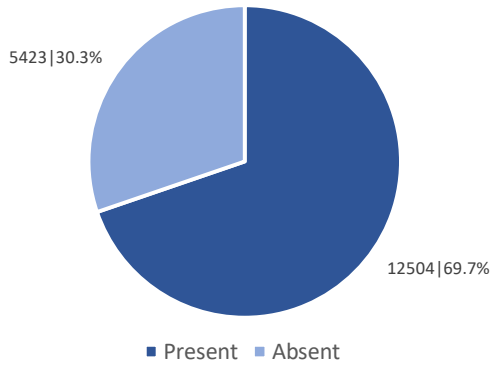
Note: Average tests per CBNAAT and TRUENAT machines are 32 per day and 16 per day respectively



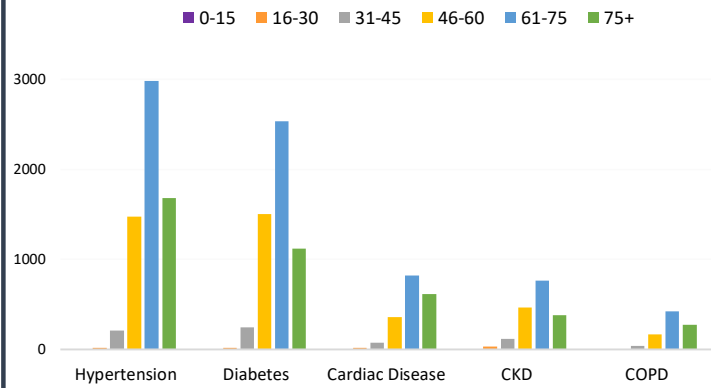
WEST BENGAL COVID-19 HEALTH BULLETIN – 12<sup>th</sup> JULY 2021

X

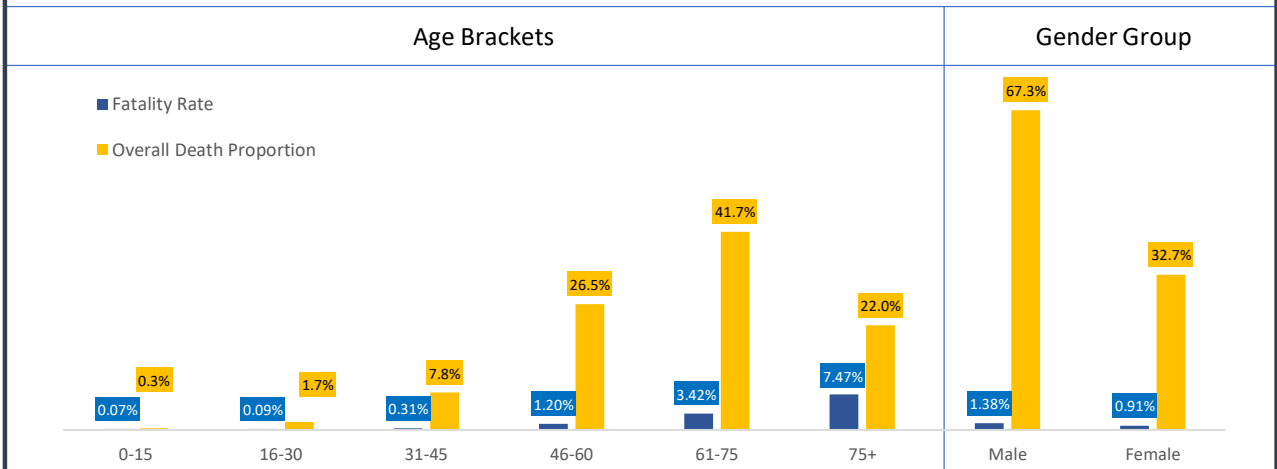
**Comorbidity Status in Deceased Cases (n=17,927)**



**Age Group Wise Comorbidities Among Deceased**

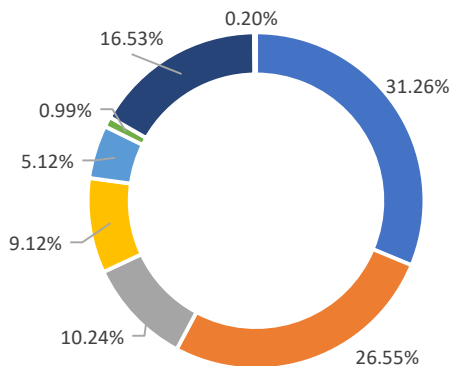


**Fatality Rate & Death Proportion in Respective Age Brackets & Gender Groups**

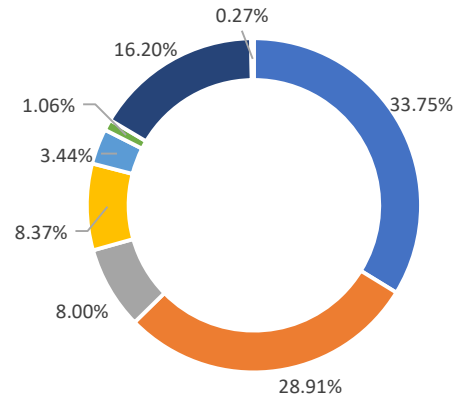


\*The blue data label shows the fatality rate in respective age/gender group i.e. no. of deaths as a proportion of total infections in respective age/gender group  
\*\*The orange data label shows the proportion of total deaths in respective age/gender group

**Share of Comorbidities in Male**



**Share of Comorbidities in Female**



■ Hypertension ■ Diabetes ■ Cardiac Disease ■ CKD ■ COPD ■ Malignancy ■ Other ■ on Dialysis

FATALITY ANALYSIS



# Department of Health & Family Welfare Govt. of West Bengal

## WEST BENGAL COVID-19 HEALTH BULLETIN – 12<sup>th</sup> JULY 2021

**XI**

**EQUIPMENT AND CONSUMABLE SUPPLY**

S. No	Consumable	Ordered by State Govt.	Received Yesterday	Total Received by State Govt.	Order Pending
1	PPEs	42.10 L	2,000	30.85 L	11.25 L
2	N95/FFP2 Masks	63.20 L	10,000	58.99 L	4.21 L
3	Regular Masks	128.84 L	20,000	124.30 L	4.54 L
4	Hand Sanitizers (In Ltrs.)	5.71 L	1,000	5.61 L	0.10 L
5	Gloves	125.00 L	20,000	115.00 L	10.00 L
6	Thermal Guns	20,000	NIL	20,000	NIL

S. No	Equipment	Number
1	Total Number of HFNO	470
2	Total Number of Oxygen Concentrators	5,020
3	Total Number of functional MGPS	109
4	Total Number of functional LMO Tanks	9
5	Total Number of functional PSA plants	6
6	Total Number of Ventilators in COVID Hospitals	1,298

**XII**

**DEDICATED COVID-19 HELPLINE (24 X 7)**

1. Dedicated COVID-19 Helpline : **1800 313 444 222**
2. Direct Telemedicine Line : **033 23576001**
3. Ambulance Service : **033 40902929**
4. COVID Telemedicine App "[Covid Telemedicine WB](#)" on Google Play Store
  - These services include allocation of beds in Govt. hospitals and Safe Homes
  - Telemedicine for citizens at large and those in home isolation
  - Ambulance service includes guidance and provision of Govt. ambulance
5. Tele-Psychological counselling services have started since August 1<sup>st</sup>, 2020.

General Queries			
1	A	Total Queries addressed in last 24 hours	3,999
	B	Total Queries addressed till 11 <sup>th</sup> July	19,95,407
Telemedicine			
2	A	Total consultations given in last 24 hours	2,200
	B	Total consultations given till 11 <sup>th</sup> July	7,87,683
Ambulance Services			
3	A	Ambulances assigned in last 24 hours	703
	B	Total calls received in last 24 hours	703
Tele-Psychological Counselling			
4	A	Counselling given in last 24 hours	825
	B	Counselling given till 11 <sup>th</sup> July	3,91,249

### State Government Interventions :

- Status of availability of beds for Covid positive patients in government and private hospitals along with information on other related services are available at <https://icms.wb.gov.in>
- Safe Homes : An initiative by the Government of West Bengal for care and treatment of asymptomatic/mild symptomatic COVID patients for whom home isolation is not possible /advisable
- As per State Government advisory Satellite Health Facilities are being developed by private hospitals in close vicinity of their hospitals as separate health facility for treatment of asymptomatic/mild symptomatic COVID patients. This intervention is expected to free beds in the hospitals for serious patients.

All the guidelines and orders relating to Covid-19 are posted on [www.wbhealth.gov.in](http://www.wbhealth.gov.in)

You can follow us on :

Facebook at: <https://www.facebook.com/wbdhfw/>

Twitter at: <https://twitter.com/wbdhfw>