



Department of Health & Family Welfare Govt. of West Bengal

WEST BENGAL COVID-19 HEALTH BULLETIN – 12th DECEMBER 2020

Active COVID-19 Cases as on 12th December: 23,034

S. No	Subject	Number
1	Total COVID-19 Cases till 11 th December	5,16,505
2	New COVID-19 Cases on 12 th December	2,710
3	Total COVID-19 Cases till 12th December (1+2)	5,19,215
4	Total Discharged	4,87,171 (+2,913)
5	Total Deaths as on 12 th December*	9,010 (+44)
6	Active COVID-19 Cases as on 12th December	23,034 (-247)
7	Discharge Rate (4/3)	93.83%

Note: All figures updated till 9AM, 12th December

#Daily increase/decrease with respect to previous day is shown as (+/-)

**Complete analysis can be referred from Section X, (Page no. 5)*

S. No	Subject	Number
1	Samples Tested till 11 th December	63,40,171
2	Samples Tested on 12 th December	42,107
3	Total Number of Samples Tested till 12th December (1+2)	63,82,278
4	Tests per Million population	70,914
5	% of Positive Cases out of Samples Tested	8.14%
6	Total Testing Laboratories*	96
7	Testing Laboratories added this week	1
8	Testing Laboratories pending approval	1

**Detailed breakup of these laboratories is given on Page 4 and Page 5*

S. No	Subject	Number
1	Total Number of Hospitals dedicated for treating COVID-19	102
2	Total Number of Govt. Hospitals dedicated for treating COVID-19	45
3	Total Number of Pvt. Hospitals requisitioned for treating COVID-19	57
4	Total Number of earmarked COVID-19 Beds	13,588
5	% Occupancy in COVID Beds	22.22%
6	Total ICU/HDU Beds in the COVID Hospitals	2,523
7	Total Number of Ventilators in the COVID Hospitals	1,279

Home Quarantine		
1	Total Home Quarantined People	11,12,173
2	Total number of people currently in Home Quarantine	84,970
3	Total number of people released from Home Quarantine	10,27,203
Safe Homes		
1	Total Number of Safe Homes	200
2	Total Number of Beds in Safe Homes	11,507
3	Total Number of Patients in Safe Homes currently	446



Department of Health & Family Welfare Govt. of West Bengal

WEST BENGAL COVID-19 HEALTH BULLETIN – 12th DECEMBER 2020

V

DISTRICT SNAPSHOT#

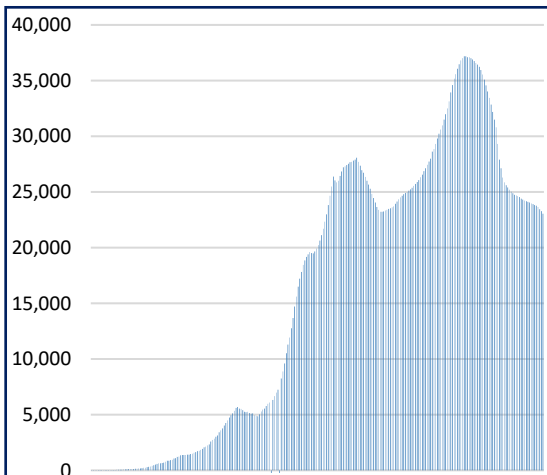
1	2	3	4	5	6 = 3-4-5	7
S. No	District	Total Cases	Total Discharged	Total Deaths	Total Active Cases	Last Reported Case
1	Alipurduar	7,450 ⁺²⁰	7,267 ⁺¹²	85	98 ⁺⁸	11- Dec
2	Coochbehar	11,180 ⁺²⁶	10,645 ⁺³³	66	469 ⁻⁷	11- Dec
3	Darjeeling	16,694 ⁺¹¹⁷	15,634 ⁺⁷⁷	192	868 ⁺⁴⁰	11- Dec
4	Kalimpong	1,985 ⁺⁸	1,898 ⁺³²	22	65 ⁻²⁴	11- Dec
5	Jalpaiguri	13,504 ⁺⁸⁴	12,641 ⁺¹⁰⁰	143	720 ⁻¹⁶	11- Dec
6	Uttar Dinajpur	6,145 ⁺¹¹	5,831 ⁺³⁰	68 ⁺¹	246 ⁻²⁰	11- Dec
7	Dakshin Dinajpur	7,944 ⁺¹⁰	7,715 ⁺¹⁶	63	166 ⁻⁶	11- Dec
8	Malda	11,994 ⁺⁵⁷	11,496 ⁺²⁸	108	390 ⁺²⁹	11- Dec
9	Murshidabad	11,366 ⁺³⁸	10,799 ⁺³⁶	134 ⁺¹	433 ⁺¹	11- Dec
10	Nadia	19,982 ⁺¹¹⁴	18,782 ⁺¹¹¹	255 ⁺²	945 ⁺¹	11- Dec
11	Birbhum	8,827 ⁺⁵²	8,312 ⁺⁴²	78 ⁺¹	437 ⁺⁹	11- Dec
12	Purulia	6,458 ⁺²³	6,172 ⁺⁴⁰	43	243 ⁻¹⁷	11- Dec
13	Bankura	10,663 ⁺⁷⁶	10,035 ⁺³²	87	541 ⁺⁴⁴	11- Dec
14	Jhargram	2,810 ⁺¹²	2,697 ⁺²⁹	17	96 ⁻¹⁷	11- Dec
15	Paschim Medinipur	18,954 ⁺⁷¹	17,789 ⁺⁹⁹	272 ⁺¹	893 ⁻²⁹	11- Dec
16	Purba Medinipur	19,057 ⁺¹⁰³	17,859 ⁺⁹⁵	251	947 ⁺⁸	11- Dec
17	Purba Bardhaman	11,411 ⁺⁵⁸	10,670 ⁺¹²⁰	91 ⁺¹	650 ⁻⁶³	11- Dec
18	Paschim Bardhaman	14,166 ⁺⁹⁰	13,291 ⁺⁸⁸	134	741 ⁺²	11- Dec
19	Howrah	32,990 ⁺¹⁴⁸	30,888 ⁺¹³²	936 ⁺⁵	1,166 ⁺¹¹	11- Dec
20	Hooghly	26,794 ⁺¹²¹	25,113 ⁺¹¹⁸	428 ⁺¹	1,253 ⁺²	11- Dec
21	North 24 Parganas	1,09,070 ⁺⁶⁴²	1,02,311 ⁺⁷²²	2,142 ⁺¹³	4,617 ⁻⁹³	11- Dec
22	South 24 Parganas	34,131 ⁺¹⁶⁷	31,998 ⁺¹⁹¹	621 ⁺²	1,512 ⁻²⁶	11- Dec
23	Kolkata	1,15,574 ⁺⁶⁶²	1,07,265 ⁺⁷³⁰	2,771 ⁺¹⁶	5,538 ⁻⁸⁴	11- Dec
24	Other State	66	63	3	0	6-June
TOTAL		5,19,215^{+2,710}	4,87,171^{+2,913}	9,010⁺⁴⁴	23,034⁻²⁴⁷	

#District Wise data is subject to verification and may change

#Daily increase/decrease with respect to previous day is in superscript as +/- (Eg: +4)

VI

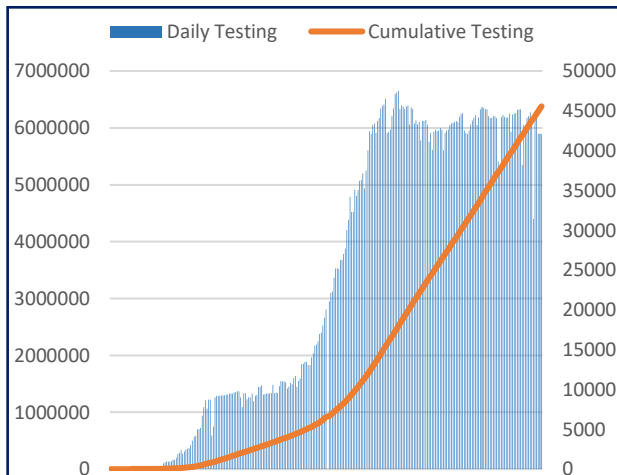
DAILY CUMULATIVE ACTIVE COVID-19 CASES



17th March to 12th Dec

VII

SAMPLES TESTED (Daily and Cumulative)



17th March to 12th Dec



Department of Health & Family Welfare
Govt. of West Bengal

WEST BENGAL COVID-19 HEALTH BULLETIN – 12th DECEMBER 2020

VIII

UNIT WISE EQUIPMENT SUPPLY (CUMULATIVE)

S. No.	Unit Name	PPE	N95/FFP2	Regular Masks		Gloves	Sanitizer (In ltr.)
				Reusable Mask	Disposable Mask		
1	Alipurduar	17,800	25,250	13,400	1,00,900	74,200	5,092.0
2	Bankura	43,950	44,700	27,300	1,61,550	1,04,200	7,248.0
3	Birbhum	36,150	25,300	32,400	96,050	49,700	6,171.0
4	Bishnupur HD	14,850	30,600	54,600	1,25,250	1,15,200	5,911.0
5	Coochbehar	32,100	29,450	26,950	41,100	7,200	4,354.0
6	Dakshin Dinajpur	20,400	19,150	21,500	1,21,600	83,700	4,921.0
7	Darjeeling	51,250	50,650	22,900	32,200	10,700	4,298.0
8	Diamond Harbour HD	41,250	31,300	28,000	1,07,550	1,01,500	4,034.0
9	Hooghly	62,870	50,250	47,000	1,74,200	1,59,100	11,041.0
10	Howrah	1,10,450	73,000	63,780	2,02,550	2,28,200	6,531.0
11	Jalpaiguri	34,800	35,600	45,550	1,11,000	61,200	5,863.0
12	Jhargram	16,250	15,100	24,890	57,050	56,200	4,193.0
13	Kalimpong	21,150	20,900	19,000	68,050	35,200	4,370.5
14	Malda	26,100	22,700	26,000	87,100	95,700	7,151.0
15	Murshidabad	34,333	50,380	48,700	1,43,100	1,40,200	10,080.0
16	Nadia	61,070	37,240	37,100	1,48,050	1,32,700	5,631.0
17	North 24 Parganas	97,800	72,740	31,440	1,89,000	1,23,700	7,383.5
18	Basirhat HD	42,820	44,230	32,280	1,44,050	1,65,000	5,447.0
19	Paschim Bardhaman	36,350	33,100	17,780	1,21,000	1,15,900	2,057.0
20	Paschim Medinipur	32,450	45,300	41,090	1,55,050	1,37,700	7,235.0
21	Purba Bardhaman	58,650	51,700	27,100	1,36,550	1,38,700	9,443.0
22	Purba Medinipur	53,550	39,200	33,220	87,050	94,100	1,731.0
23	Nandigram HD	17,250	31,100	30,640	1,21,050	80,200	7,029.0
24	Purulia	49,950	34,100	52,700	1,48,550	1,21,700	7,421.0
25	Rampurhat HD	24,150	29,000	30,300	61,550	74,500	5,637.0
26	South 24 Parganas	55,950	32,600	33,400	1,07,250	1,10,400	2,141.0
27	Uttar Dinajpur	35,750	43,550	43,850	1,13,050	1,31,700	5,853.0
28	Bankura S MC&H	20,500	44,650	10,200	1,82,500	1,86,400	2,660.0
29	Coochbehar MC&H	13,800	14,900	14,600	53,500	83,500	3,442.0
30	NB MC&H	40,350	96,000	20,000	2,24,200	2,25,500	7,890.0
31	Diamond Harbour MC&H	13,300	22,700	10,100	1,47,500	1,45,000	3,898.0
32	Malda MC&H	18,800	69,100	13,100	1,88,500	2,07,500	5,968.0
33	Murshidabad MC&H	30,130	70,450	14,600	1,29,000	1,84,500	2,340.0
34	Bardhaman MC&H	23,900	34,100	17,500	1,89,500	2,12,500	3,248.0
35	Medinipur MC&H	55,800	71,700	34,100	2,52,000	1,92,000	11,198.0
36	Purulia MC&H	13,300	19,900	51,600	99,500	1,12,000	4,098.0
37	Rampurhat MC&H	21,400	25,400	17,600	40,000	67,500	10,048.0
38	Raiganj MC&H	14,100	11,900	13,100	56,500	77,000	1,990.0
39	JNM MC&H	17,400	21,000	24,000	45,000	44,000	2,672.0
40	Sagar Dutta MC&H	64,520	89,330	17,600	1,75,550	1,88,000	7,478.0
41	ID & BG Hospital	45,050	58,800	20,600	1,01,100	77,500	2,671.0
42	RG Kar MCH	40,850	65,000	15,800	3,01,050	3,10,200	7,007.0
43	NRS MCH	61,250	91,000	30,800	2,14,550	1,99,200	4,690.0
44	IPGMER & SSKMH	98,900	1,08,590	66,600	4,29,050	4,09,500	14,617.0
45	Medical College, Kolkata	1,54,450	1,41,000	20,800	3,25,050	3,82,500	8,762.0
46	CNMCH	52,350	47,800	23,150	1,33,500	99,500	3,472.0
47	Other Govt Dept/Institutions	4,13,701	3,75,995	2,25,688	10,64,021	9,88,752	55,555.0
48	Stock in hand-In Transit	3,77,968	10,67,535	8,72,951	1,72,187	2,42,158	44,818.0
TOTAL		27,21,262	35,65,040	24,47,359	76,85,208	73,83,210	3,66,789.0

*In addition to State supply, local procurement is also done.



Department of Health & Family Welfare Govt. of West Bengal

WEST BENGAL COVID-19 HEALTH BULLETIN – 12th DECEMBER 2020

IX

DETAILS OF TESTING LABS

S. No.	Name of Testing Lab	Samples Tested	Method of Testing	Functional WEF
1	NICED	1,43,073	RT-PCR	Since Beginning
2	SSKM	2,21,272	RT-PCR	17-Mar
3	Medinipur MCH	1,39,964	RT-PCR	24-Mar
4	North Bengal MCH	2,50,930	RT-PCR	29-Mar
5	School of Tropical Medicine	1,72,275	RT-PCR	01-Apr
6	Apollo Hospital	34,492	RT-PCR	06-Apr
7	Tata Medical Centre	16,486	RT-PCR	06-Apr
8	Malda MCH	1,74,256	RT-PCR	08-Apr
9	Dr. Lal Pathlab	1,66,094	RT-PCR	17-Apr
10	Command Hospital	24,906	RT-PCR	17-Apr
11	CNCI	16,250	RT-PCR	22-Apr
12	RG Kar MCH	1,81,134	RT-PCR	24-Apr
13	SURAKSHA	99,364	RT-PCR	24-Apr
14	Murshidabad MCH	1,26,037	RT-PCR	26-Apr
15	Peerless	41,198	RT-PCR	30-Apr
16	Burdwan MCH	1,30,499	RT-PCR	06-May
17	MCH Kolkata	84,503	RT-PCR	08-May
18	NRS MCH	85,595	RT-PCR	12-May
19	Sanaka Hospitals	90,423	RT-PCR	12-May
20	Medica Hospital	91,331	RT-PCR	15-May
21	Bankura MCH	1,10,985	RT-PCR	22-May
22	Suri DH	94,132	RT-PCR	22-May
23	Coochbehar GMCH	96,846	RT-PCR	06-Jun
24	COMJNM Kalyani	1,26,663	RT-PCR	10-Jun
25	Desun Hospital	3,941	RT-PCR	17-Jun
26	RN Tagore Hospital	19,400	RT-PCR	24-Jun
27	Raigunj MCH	64,664	RT-PCR	26-Jun
28	Jagannath Gupta Institute of Medical Sciences	3,230	RT-PCR	06-Jul
29	ESI-Postgraduate Institute of Medical Science and Research	6,467	RT-PCR	16-Jul
30	Remedy Lifecare, Kolkata	7,454	RT-PCR	21-Jul
31	AMRI Dhakuria	30,645	RT-PCR	19-May
32	Rampurhat MCH	49,679	RT-PCR	19-May
33	CNMCH	39,393	RT-PCR	20-May
34	DH GMCH	76,462	RT-PCR	20-May
35	COMSDH	33,669	RT-PCR	27-May
36	Purulia Govt. MCH	55,325	RT-PCR	03-Jun
37	SRL Lab	61,600	RT-PCR	18-Jun
38	Probe diagnostics	13,536	RT-PCR	14-Aug
39	Pulse Diagnostics	23,685	RT-PCR	12-Sept
40	RB Diagnostic Kolkata	17,561	RT-PCR	20-Sept
41	Purba Medinipur DH	9,877	RT-PCR	24-Sept
42	B.P. Poddar Hospital & Medical Research Ltd	569	RT-PCR	27-Oct
43	Swastik Clinic & Seva Sadan Pvt. Ltd., Birbhum	121	RT-PCR	27-Oct
44	Repromed Diagnostic Ltd	4,099	RT-PCR	24-Sept
45	Gouri Devi Institute of Medical Sciences and Hospital	285	RT-PCR	7-Nov
46	IQ City Medical College Durgapur	345	RT-PCR	4-Dec
47	AMRI Salt Lake	10,796	CBNAAT	01-May
48	CMRI	9,194	CBNAAT	13-May
49	Asansol DH	2,092	TRUENAT	19-May

Note: Average tests per CBNAAT and TRUENAT machines are 32 per day and 16 per day respectively



Department of Health & Family Welfare Govt. of West Bengal

WEST BENGAL COVID-19 HEALTH BULLETIN – 12th DECEMBER 2020

IX

DETAILS OF TESTING LABS

S. No.	Name of Testing Lab	Samples Tested	Method of Testing	Functional WEF
50	Jhargram DH	2,214	TRUENAT	19-May
51	Falakata SSH	3,799	TRUENAT	20-May
52	Balurghat DH	2,146	TRUENAT	22-May
53	Serampore DH	1,133	TRUENAT	25-May
54	Uluberia SSH	1,650	TRUENAT	27-May
55	Jangipur SDH	1,544	TRUENAT	27-May
56	Egra SDH	524	TRUENAT	27-May
57	MR Bangur Hospital	399	TRUENAT	28-May
58	Chanchal SDH	556	TRUENAT	28-May
59	Biswa Bangla Krirangan COVID Hospital	73,274	TRUENAT	31-May
60	Woodlands	4,854	CBNAAT	11-Jun
61	Alipurduar DH	1,542	TRUENAT	16-Jun
62	Basirhat DH	324	TRUENAT	19-Jun
63	Anandaloke Sonoscan, Siliguri	3,583	TRUENAT	27-Jun
64	Gangarampur SDH	1,083	CBNAAT	16-Jul
65	Contai SDH	286	TRUENAT	20-Jul
66	ILS hospital	1,410	TRUENAT	25-Jul
67	Uttar Latabari DH	89	TRUENAT	04-Aug
68	Nandigram SSH/DH	789	TRUENAT	04-Aug
69	Panskura Hospital	379	TRUENAT	06-Aug
70	Chittaranjan Seva Sadan Hospital	1,597	TRUENAT	10-Aug
71	Dr. PK Saha Hospital, Coochbihar	2,475	TRUENAT	11-Aug
72	Salt Lake SDH	698	TRUENAT	13-Aug
73	Charnock Hospital	2,891	TRUENAT	14-Aug
74	Gabberia SGH	139	TRUENAT	15-Aug
75	Spandan Disgnostic Center	5,204	TRUENAT	16-Aug
76	Kakdwip SSH	188	TRUENAT	17-Aug
77	Mal SSH	87	TRUENAT	18-Aug
78	Howrah DH	140	TRUENAT	21-Aug
79	Sagardighi SSH	271	TRUENAT	2-Sept
80	Domkal SSH	149	TRUENAT	6-Sept
81	Udaynarayanpur SGH Howrah	43	TRUENAT	7- Sept
82	GD Hospital & Diabetes Institute, Howrah	685	CBNAAT	8-Sept
83	Nightingale Diagnostic & Medicare Centre	1,167	TRUENAT	12-Sept
84	Bhagirathi Neotia Woman * Child Care Centre	222	CBNAAT	16-Sept
85	Krishnanagar DTC	114	TRUENAT	29-Sept
86	Mission Hospital, Durgapur	3,654	TRUENAT	29-Sept
87	Medinova, Kolkata	1,631	TRUENAT	1-Oct
88	MSS Bansal Medical, Kolkata	2,517	TRUENAT	2-Oct
89	TLJ, SGH, Howrah	23	TRUENAT	2-Oct
90	Narayan Memorial Hospital, Kolkata	192	TRUENAT	2-Oct
91	Kalimpong DH	276	TRUENAT	6-Oct
92	Mirik BPHC, Darjeeling	136	TRUENAT	9-Oct
93	Barjore SSH, Bankura	101	TRUENAT	11-Oct
94	Darjeeling DH	113	TRUENAT	11-Oct
95	Metropolis Kolkata	3,181	TRUENAT	14-Oct
96	Laboratory Services, Healthworld Hospitals, Durgapur	191	TRUENAT	4-Dec
97	<i>Antigen Test done within the State</i>	28,52,391	-	-
98	<i>Samples Tested in Labs Outside the State</i>	1,37,427	RT-PCR	-
TOTAL		63,82,278		

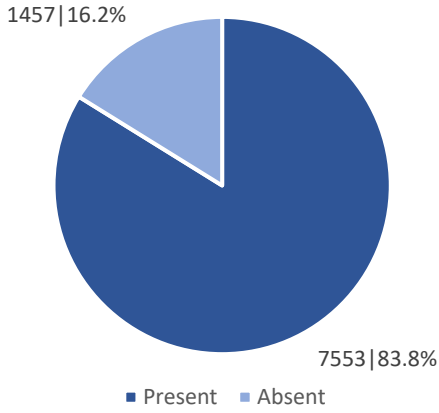
Note: Average tests per CBNAAT and TRUENAT machines are 32 per day and 16 per day respectively



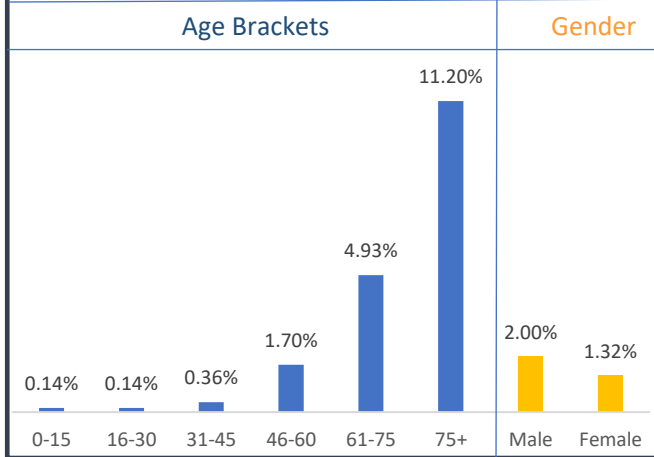
WEST BENGAL COVID-19 HEALTH BULLETIN – 12th DECEMBER 2020

X

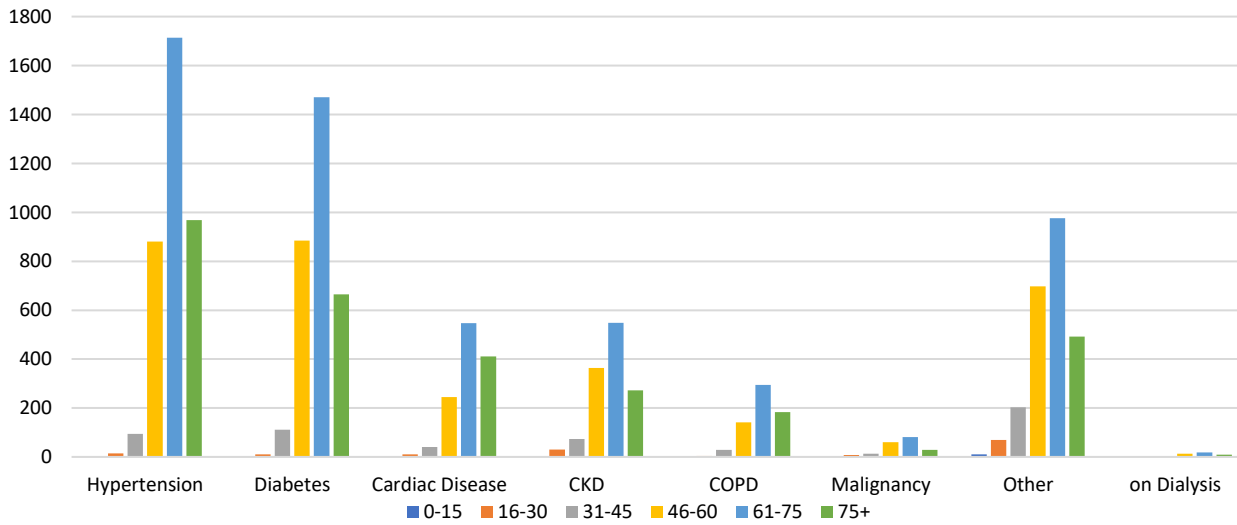
Comorbidity Status in Deceased Cases (n=9,010)



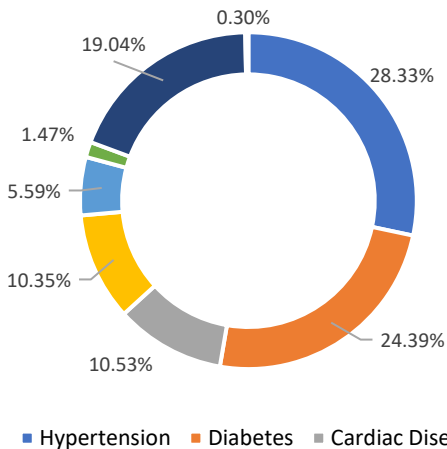
Fatality Rate in Respective Age Brackets & Gender Group



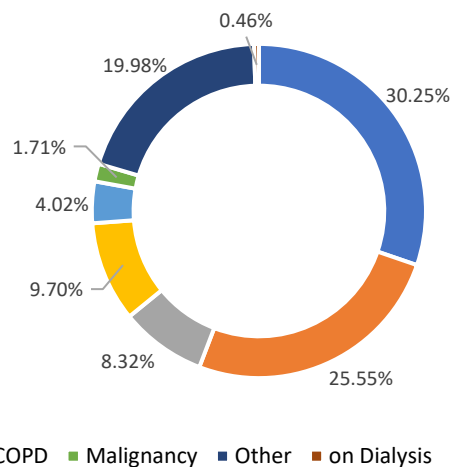
Age Group Wise Comorbidities Among Deceased



Share of Comorbidities in Male



Share of Comorbidities in Female



FATALITY ANALYSIS



Department of Health & Family Welfare Govt. of West Bengal

WEST BENGAL COVID-19 HEALTH BULLETIN – 12th DECEMBER 2020

XI
EQUIPMENT SUPPLY

S. No	Equipment	Ordered by State Govt.	Received Yesterday	Total Received by State Govt.	Order Pending
1	PPEs	29.10 L	2,000	26.50 L	2.60 L
2	N95/FFP2 Masks	36.20 L	20,000	34.69 L	1.51 L
3	Regular Masks	85.20 L	20,000	81.05 L	4.15 L
4	Hand Sanitizers (In Ltrs.)	3.61 L	1,000	3.49 L	0.12 L
5	Gloves	75.00 L	30,000	70.70 L	4.30 L
6	Thermal Guns	20,000	NIL	20,000	NIL

XII
DEDICATED COVID-19 HELPLINE (24 X 7)

1. Dedicated COVID-19 Helpline : **1800 313 444 222**
2. Direct Telemedicine Line : **033 23576001**
3. Ambulance Service : **033 40902929**
4. COVID Telemedicine App "[Covid Telemedicine WB](#)" on Google Play Store
 - These services include allocation of beds in Govt. hospitals and Safe Homes
 - Telemedicine for citizens at large and those in home isolation
 - Ambulance service includes guidance and provision of Govt. ambulance
5. Tele-Psychological counselling services have started since August 1st, 2020.

General Queries			
1	A	Total Queries addressed in last 24 hours	2,078
	B	Total Queries addressed till 11 th December	14,81,273
Telemedicine			
2	A	Total consultations given in last 24 hours	2,166
	B	Total consultations given till 11 th December	5,23,258
Ambulance Services			
3	A	Ambulances assigned in last 24 hours	328
	B	Total calls received in last 24 hours	332
Tele-Psychological Counselling			
4	A	Counselling given in last 24 hours	1,979
	B	Counselling given till 11 th December	2,19,114

State Government Interventions :

- Weekly death rate is 1.61% .Both death rate and Infection rate are showing a downward trend.
- Status of availability of beds for COVID positive patients in government and private hospitals is available at Health & FW Department's website: www.wbhealth.gov.in
- Safe Homes : An initiative by the Government of West Bengal for care and treatment of asymptomatic/mild symptomatic COVID patients for whom home isolation is not possible /advisable
- As per State Government advisory Satellite Health Facilities are being developed by private hospitals in close vicinity of their hospitals as separate health facility for treatment of asymptomatic/mild symptomatic COVID patients. This intervention is expected to free beds in the hospitals for serious patients.

All the guidelines and orders relating to Covid-19 are posted on www.wbhealth.gov.in

You can follow us on :

Facebook at: <https://www.facebook.com/wbdhfw/>

Twitter at: <https://twitter.com/wbdhfw>