



# Department of Health & Family Welfare Govt. of West Bengal

## WEST BENGAL COVID-19 HEALTH BULLETIN – 10<sup>th</sup> JULY 2021

S. No	Subject	Number
1	New COVID-19 Cases on 10 <sup>th</sup> July	997
2	<b>Total COVID-19 Cases till 10<sup>th</sup> July</b>	<b>15,11,205</b>
3	Total Discharged	14,77,998 (+1,336)
4	Total Deaths as on 10 <sup>th</sup> July*	17,903 (+17)
5	<b>Active COVID-19 Cases as on 10<sup>th</sup> July</b>	<b>15,304 (-386)</b>
6	Discharge Rate (3/2)	97.80%
7	Fatality Rate (4/2)	1.18%

Note: All figures updated till 9AM, 10<sup>th</sup> July

#Daily increase/decrease with respect to previous day is shown as (+/-)

\*Complete analysis can be referred from Section X, (Page no. 5)

S. No	Subject	Number
1	Samples Tested on 10 <sup>th</sup> July	52,541
2	<b>Total Number of Samples Tested till 10<sup>th</sup> July</b>	<b>1,47,17,688</b>
3	<b>Positivity Rate as on 10<sup>th</sup> July</b>	<b>1.90%</b>
4	Tests per Million population	1,63,530
5	Total Testing Laboratories*	126
6	RT-PCR/Antigen Test Ratio	45:55

\*Detailed breakup of these laboratories is given on Page 3 and Page 4

S. No	Subject	Number
1	Total Number of Hospitals dedicated for treating COVID-19	203
2	Total Number of Govt. Hospitals dedicated for treating COVID-19	196
3	Total Number of Pvt. Hospitals requisitioned for treating COVID-19	7
4	Total Number of earmarked COVID-19 Beds	23,947
5	% Occupancy in COVID Beds	5.47%
6	Total ICU/HDU Beds in the COVID Hospitals	2,861
7	Total Number of Safe Homes	200
8	Total Number of Beds in Safe Homes	11,507

S. No	Subject	Number
1	Total number of people currently in Home Isolation	12,791
2	Total Number of Patients in Hospitals	1,871
3	Total Number of Patients in Safe Homes	642

S. No	Subject	Number
1	Total Number of people vaccinated on 10 <sup>th</sup> July	2,37,821
2	First Dose on 10 <sup>th</sup> July	82,011
3	Second Dose on 10 <sup>th</sup> July	1,55,810
4	Cumulative Vaccination till 10 <sup>th</sup> July	2,36,62,101
5	Cumulative Vaccination First Dose	1,74,82,440
6	Cumulative Vaccination Second Dose	61,79,661
7	Number of CVC (Common Vaccination Centres)	2,387
8	Cumulative AEFI cases reported	2,001
9	Vaccine wastage	-6%



# Department of Health & Family Welfare Govt. of West Bengal

## WEST BENGAL COVID-19 HEALTH BULLETIN – 10<sup>th</sup> JULY 2021

VI

DISTRICT COVID-19 STATUS#

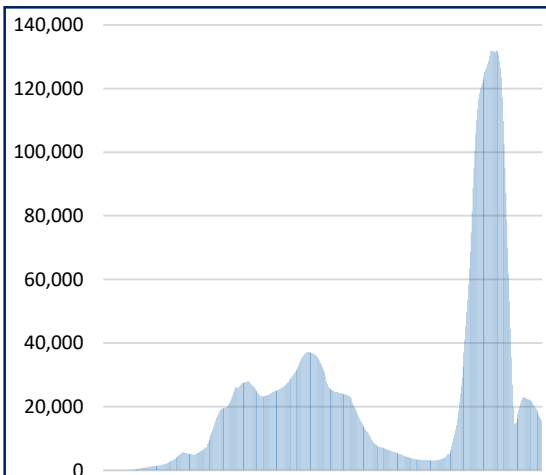
1	2	3	4	5	6 = 3-4-5	7
S. No	District	Total Cases	Total Discharged	Total Deaths	Total Active Cases	Last Reported Case
1	Alipurduar	14,442 <sup>+21</sup>	14,036 <sup>+27</sup>	99	307 <sup>-6</sup>	9-July-21
2	Coochbehar	26,646 <sup>+63</sup>	25,716 <sup>+87</sup>	91	839 <sup>-24</sup>	9-July-21
3	Darjeeling	51,779 <sup>+77</sup>	49,846 <sup>+121</sup>	475 <sup>+1</sup>	1,458 <sup>-45</sup>	9-July-21
4	Kalimpong	5,858 <sup>+47</sup>	5,587 <sup>+17</sup>	39	232 <sup>+30</sup>	9-July-21
5	Jalpaiguri	38,753 <sup>+53</sup>	37,401 <sup>+75</sup>	514 <sup>+2</sup>	838 <sup>-24</sup>	9-July-21
6	Uttar Dinajpur	19,238 <sup>+6</sup>	18,787 <sup>+20</sup>	232	219 <sup>-14</sup>	9-July-21
7	Dakshin Dinajpur	16,749 <sup>+11</sup>	16,397 <sup>+17</sup>	167	185 <sup>-6</sup>	9-July-21
8	Malda	32,538 <sup>+11</sup>	32,256 <sup>+8</sup>	182	100 <sup>+3</sup>	9-July-21
9	Murshidabad	33,481 <sup>+9</sup>	33,039 <sup>+10</sup>	322	120 <sup>-1</sup>	9-July-21
10	Nadia	68,131 <sup>+58</sup>	66,690 <sup>+69</sup>	659 <sup>+4</sup>	782 <sup>-15</sup>	9-July-21
11	Birbhum	40,134 <sup>+8</sup>	39,684 <sup>+15</sup>	282	168 <sup>-7</sup>	9-July-21
12	Purulia	19,065 <sup>+4</sup>	18,898 <sup>+5</sup>	112	55 <sup>-1</sup>	9-July-21
13	Bankura	33,675 <sup>+52</sup>	32,832 <sup>+50</sup>	258	585 <sup>+2</sup>	9-July-21
14	Jhargram	10,538 <sup>+36</sup>	10,075 <sup>+38</sup>	25	438 <sup>-2</sup>	9-July-21
15	Paschim Medinipur	49,768 <sup>+71</sup>	47,967 <sup>+107</sup>	472	1,329 <sup>-36</sup>	9-July-21
16	Purba Medinipur	59,239 <sup>+83</sup>	57,535 <sup>+103</sup>	362	1,342 <sup>-20</sup>	9-July-21
17	Purba Bardhaman	39,363 <sup>+34</sup>	38,686 <sup>+44</sup>	175	502 <sup>-10</sup>	9-July-21
18	Paschim Bardhaman	55,901 <sup>+24</sup>	55,186 <sup>+33</sup>	342	373 <sup>-9</sup>	9-July-21
19	Howrah	93,683 <sup>+48</sup>	91,332 <sup>+78</sup>	1,474	877 <sup>-30</sup>	9-July-21
20	Hooghly	80,734 <sup>+64</sup>	78,945 <sup>+80</sup>	884 <sup>+2</sup>	905 <sup>-18</sup>	9-July-21
21	North 24 Parganas	3,17,262 <sup>+96</sup>	3,11,074 <sup>+167</sup>	4,528 <sup>+5</sup>	1,660 <sup>-76</sup>	9-July-21
22	South 24 Parganas	95,114 <sup>+35</sup>	92,982 <sup>+79</sup>	1,260	872 <sup>-44</sup>	9-July-21
23	Kolkata	3,09,048 <sup>+86</sup>	3,02,984 <sup>+116</sup>	4,946 <sup>+3</sup>	1,118 <sup>-33</sup>	9-July-21
24	Other State	66	63	3	0	6-Jun-20
<b>TOTAL</b>		<b>15,11,205<sup>+997</sup></b>	<b>14,77,998<sup>+1,366</sup></b>	<b>17,903<sup>+17</sup></b>	<b>15,304<sup>-386</sup></b>	

#District Wise data is subject to verification and may change

#Daily increase/decrease with respect to previous day is in superscript as +/- (Eg: +4)

VII

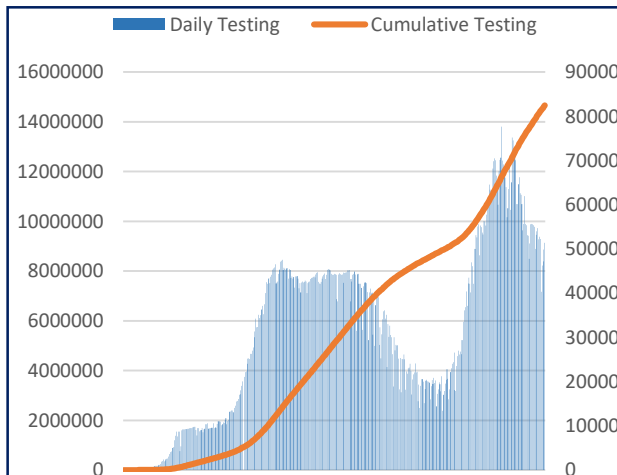
DAILY CUMULATIVE ACTIVE COVID-19 CASES



17<sup>th</sup> March 2020 to 10<sup>th</sup> July 2021

VIII

SAMPLES TESTED (Daily and Cumulative)



17<sup>th</sup> March 2020 to 10<sup>th</sup> July 2021



# Department of Health & Family Welfare Govt. of West Bengal

## WEST BENGAL COVID-19 HEALTH BULLETIN – 10<sup>th</sup> JULY 2021

IX

DETAILS OF TESTING LABS

S. No.	Name of Testing Lab	District	Authority	Samples Tested	Testing Method	Functional WEF
1	NICED	Kolkata	Central Govt	2,91,592	RT-PCR	Since Beginning
2	SSKM	Kolkata	State Govt	4,06,361	RT-PCR	17-Mar-20
3	Medinipur MCH	Paschim Midnapore	State Govt	2,23,213	RT-PCR	24-Mar-20
4	North Bengal MCH	Darjeeling	State Govt	4,93,475	RT-PCR	29-Mar-20
5	School of Tropical Medicine	Kolkata	State Govt	3,00,620	RT-PCR	01-Apr-20
6	Apollo Hospital	North 24 Pargana	PVT	79,595	RT-PCR	06-Apr-20
7	Tata Medical Centre	North 24 Pargana	PVT	27,562	RT-PCR	06-Apr-20
8	Malda MCH	Malda	State Govt	3,52,059	RT-PCR	08-Apr-20
9	Dr. Lal Pathlab	North 24 Pargana	PVT	4,47,038	RT-PCR	17-Apr-20
10	Command Hospital	Kolkata	Central Govt	46,631	RT-PCR	17-Apr-20
11	CNCI	Kolkata	Central Govt	34,816	RT-PCR	22-Apr-20
12	RG Kar MCH	Kolkata	State Govt	3,39,712	RT-PCR	24-Apr-20
13	SURAKSHA	North 24 Pargana	PVT	2,57,695	RT-PCR	24-Apr-20
14	Murshidabad MCH	Murshidabad	State Govt	2,74,696	RT-PCR	26-Apr-20
15	Peerless	Kolkata	PVT	92,882	RT-PCR	30-Apr-20
16	Burdwan MCH	Burdwan	State Govt	2,67,666	RT-PCR	06-May-20
17	MCH Kolkata	Kolkata	State Govt	1,43,468	RT-PCR	08-May-20
18	NRS MCH	Kolkata	State Govt	1,83,536	RT-PCR	12-May-20
19	Sanaka Hospitals	Paschim Burdwan	PVT	1,40,304	RT-PCR	12-May-20
20	Medica Hospital	Kolkata	PVT	1,62,848	RT-PCR	15-May-20
21	Bankura MCH	Bankura	State Govt	2,51,806	RT-PCR	22-May-20
22	Suri DH	Birbhum	State Govt	1,75,065	RT-PCR	22-May-20
23	Coochbehar GMCH	Cooch Bihar	State Govt	2,54,132	RT-PCR	06-Jun-20
24	COMJNM Kalyani	Nadia	State Govt	2,34,553	RT-PCR	10-Jun-20
25	Desun Hospital	Kolkata	PVT	11,002	RT-PCR	17-Jun-20
26	RN Tagore Hospital	Kolkata	PVT	59,393	RT-PCR	24-Jun-20
27	Raigunj MCH	Uttar Dinajpur	State Govt	1,19,314	RT-PCR	26-Jun-20
28	Jagannath Gupta Institute of Medical Sciences	South 24 Pargana	PVT	8,744	RT-PCR	06-Jul-20
29	ESI-PGIMS	Kolkata	PVT	18,634	RT-PCR	16-Jul-20
30	Remedy Lifecare, Kolkata	Kolkata	PVT	19,554	RT-PCR	21-Jul-20
31	AMRI Dhakuria	Kolkata	PVT	73,370	RT-PCR	19-May-20
32	Rampurhat MCH	Birbhum	State Govt	1,43,851	RT-PCR	19-May-20
33	CNMCH	Kolkata	State Govt	1,11,518	RT-PCR	20-May-20
34	DH GMCH	South 24 Pargana	State Govt	2,37,000	RT-PCR	20-May-20
35	COMSDH	North 24 Pargana	State Govt	88,203	RT-PCR	27-May-20
36	Purulia Govt. MCH	Purulia	State Govt	1,48,011	RT-PCR	03-Jun-20
37	SRL Lab	Kolkata	PVT	2,89,652	RT-PCR	18-Jun-20
38	Probe diagnostics	Kolkata	PVT	70,496	RT-PCR	14-Aug-20
39	Pulse Diagnostics	Kolkata	PVT	1,05,962	RT-PCR	12-Sep-20
40	RB Diagnostic Kolkata	Kolkata	PVT	1,28,339	RT-PCR	20-Sep-20
41	Purba Medinipur DH	Purba Midnapur	State Govt	72,168	RT-PCR	24-Sep-20
42	B.P. Poddar Hospital & Medical Research Ltd	Kolkata	PVT	4,036	RT-PCR	27-Oct-20
43	Swastik Clinic & Seva Sadan Pvt. Ltd., Birbhum	Birbhum	PVT	1,252	RT-PCR	27-Oct-20
44	Repromed Diagnostic Ltd	Kolkata	PVT	34,244	RT-PCR	24-Sep-20
45	Gouri Devi Institute of Medical Sciences	Purba Burdwan	PVT	6,354	RT-PCR	07-Nov-20
46	IQ City Medical College Durgapur	Paschim Burdwan	PVT	16,982	RT-PCR	04-Dec-20
47	Imambara DH, Hooghly	Hooghly	State Govt	65,546	RT-PCR	15-Dec-20
48	Saroj Gupta Cancer Center & Research Institute	Kolkata	PVT	6,123	RT-PCR	23-Dec-20
49	Lasco Medicare Pvt. Ltd. Howrah	Howrah	PVT	14,981	RT-PCR	05-Jan-21
50	Icare Institute of Medical Sciences and Research	Purba Midnapur	PVT	6,135	RT-PCR	25-Jan-21
51	Sanjiban Hospital, Howrah	Howrah	PVT	8,217	RT-PCR	23-Feb-21
52	GCC DNA Diagnostic Lab	South 24 Pargana	PVT	3,375	RT-PCR	22-Apr-21
53	Quadra Medical Services	Kolkata	PVT	1,480	RT-PCR	01-May-21
54	Hindlabs, Kolkata	North 24 Pargana	PVT	10,825	RT-PCR	15-May-21
55	Pathkind Lab, Kolkata	Kolkata	PVT	7,904	RT-PCR	25-May-21
56	KPC Medical College	Kolkata	PVT	555	RT-PCR	1-Jun-21
57	Krishna Medica Lab, Kolkata	Kolkata	PVT	5,546	RT-PCR	2-Jun-21
58	Institute of Neurosciences, Kolkata	Kolkata	PVT	490	RT-PCR	4-Jun-21
59	Life Cell International, Kolkata	North 24 Pargana	PVT	3,056	RT-PCR	4-Jun-21
60	The Apollo Clinic - Pvt.Ltd.	Kolkata	PVT	1,255	RT-PCR	8-Jun-21
61	Genu Path Labs	North 24 Pargana	PVT	52	RT-PCR	27-Jun-21
62	Dr. ABG's Pathoscan Center	Purba Burdwan	PVT	8	RT-PCR	30-Jun-21
63	Aloka Medicare Pvt Ltd	Kolkata	PVT	81	RT-PCR	8-July-21
64	Burnpur Hospital (SAIL-IISCO)	Paschim Burdwan	PVT	94	RT-PCR	8-July-21
65	B M Birla Hospital	Kolkata	PVT	453	RT-LAMP	7-Jun-21
66	AMRI Salt Lake	North 24 Pargana	PVT	23,050	CBNAAT	01-May-20

Note: Average tests per CBNAAT and TRUENAT machines are 32 per day and 16 per day respectively



# Department of Health & Family Welfare Govt. of West Bengal

## WEST BENGAL COVID-19 HEALTH BULLETIN – 10<sup>th</sup> JULY 2021

IX

DETAILS OF TESTING LABS

S. No.	Name of Testing Lab	District	Authority	Samples Tested	Testing Method	Functional WEF
67	CMRI	Kolkata	PVT	22,567	CBNAAT	13-May-20
68	Asansol DH	Paschim Burdwan	State Govt	25,603	TRUENAT	19-May-20
69	Jhargram DH	Jhargram	State Govt	2,675	TRUENAT	19-May-20
70	Falakata SSH	Alipurduar	State Govt	3,872	TRUENAT	20-May-20
71	Balurghat DH	Dakshin Dinajpur	State Govt	3,627	TRUENAT	22-May-20
72	Serampore DH	Hooghly	State Govt	1,213	TRUENAT	25-May-20
73	Uluberia SSH	Howrah	State Govt	1,965	TRUENAT	27-May-20
74	Jangipur SDH	Murshidabad	State Govt	1,685	TRUENAT	27-May-20
75	Egra SDH	Purba Midnapur	State Govt	823	TRUENAT	27-May-20
76	MR Bangur Hospital	South 24 Pargana	State Govt	416	TRUENAT	28-May-20
77	Chanchal SDH	Malda	State Govt	559	TRUENAT	28-May-20
78	Biswa Bangla Krirangan COVID Hospital	Jalpaiguri	State Govt	1,43,876	TRUENAT	31-May-20
79	Woodlands	Kolkata	PVT	13,493	CBNAAT	11-Jun-20
80	Alipurduar DH	Alipurduar	State Govt	1,578	TRUENAT	16-Jun-20
81	Basirhat DH	North 24 Pargana	State Govt	511	TRUENAT	19-Jun-20
82	Anandaloke Sonoscan, Siliguri	Darjeeling	PVT	16,515	TRUENAT	27-Jun-20
83	Gangarampur SDH	Dakshin Dinajpur	State Govt	1,313	CBNAAT	16-Jul-20
84	Contai SDH	Purba Midnapur	State Govt	1,902	TRUENAT	20-Jul-20
85	ILS hospital	Kolkata	PVT	3,554	TRUENAT	25-Jul-20
86	Uttar Latabari DH	Alipurduar	State Govt	216	TRUENAT	04-Aug-20
87	Nandigram SSH/DH	Purba Midnapur	State Govt	826	TRUENAT	04-Aug-20
88	Panskura Hospital	Purba Midnapur	State Govt	436	TRUENAT	06-Aug-20
89	Chittaranjan Seva Sadan Hospital	Kolkata	State Govt	1,742	TRUENAT	10-Aug-20
90	Dr. PK Saha Hospital, Coochbihar	Cooch Bihar	PVT	6,678	TRUENAT	11-Aug-20
91	Salt Lake SDH	North 24 Pargana	State Govt	847	TRUENAT	13-Aug-20
92	Charnock Hospital	Kolkata	PVT	8,823	TRUENAT	14-Aug-20
93	Gabberia SGH	Howrah	State Govt	569	TRUENAT	15-Aug-20
94	Spandan Disgnostic Center	Paschim Midnapore	PVT	10,019	TRUENAT	16-Aug-20
95	Kakdwip SSH	South 24 Pargana	State Govt	277	TRUENAT	17-Aug-20
96	Mal SSH	Jalpaiguri	State Govt	198	TRUENAT	18-Aug-20
97	Howrah DH	Howrah	State Govt	185	TRUENAT	21-Aug-20
98	Spandan Hospital, Kolkata	North 24 Pargana	PVT	4,315	TRUENAT	01-Sep-20
99	Sagardighi SSH	Murshidabad	State Govt	587	TRUENAT	02-Sep-20
100	Domkal SSH	Murshidabad	State Govt	164	TRUENAT	06-Sep-20
101	Udaynarayanpur SGH Howrah	Howrah	State Govt	53	TRUENAT	07-Sep-20
102	GD Hospital & Diabetes Institute, Howrah	Kolkata	PVT	2,578	CBNAAT	08-Sep-20
103	Nightingale Diagnostic & Medicare Centre	Kolkata	PVT	10,936	TRUENAT	12-Sep-20
104	Bhagirathi Neotia Woman * Child Care Centre	North 24 Pargana	PVT	1,089	CBNAAT	16-Sep-20
105	Krishnanagar DTC	Nadia	State Govt	172	TRUENAT	29-Sep-20
106	Mission Hospital, Durgapur	Paschim Burdwan	PVT	18,397	TRUENAT	29-Sep-20
107	Medinova, Kolkata	Kolkata	PVT	5,203	TRUENAT	01-Oct-20
108	MSS Bansal Medical, Kolkata	Kolkata	PVT	14,593	TRUENAT	02-Oct-20
109	TLJ, SGH, Howrah	Howrah	PVT	338	TRUENAT	02-Oct-20
110	Narayan Memorial Hospital, Kolkata	Kolkata	PVT	1,020	TRUENAT	02-Oct-20
111	Kalimpong DH	Kalimpong	State Govt	428	TRUENAT	06-Oct-20
112	Mirik BPHC, Darjeeling	Darjeeling	State Govt	136	TRUENAT	09-Oct-20
113	Barjore SSH, Bankura	Bankura	State Govt	394	TRUENAT	11-Oct-20
114	Darjeeling DH	Darjeeling	State Govt	404	TRUENAT	11-Oct-20
115	Metropolis Kolkata	Kolkata	PVT	81,767	TRUENAT	14-Oct-20
116	Laboratory Services, Healthworld Hospitals, Durgapur	Paschim Burdwan	PVT	6,857	TRUENAT	04-Dec-20
117	Neotia Getwel Healthcare Centre, Siliguri	Darjeeling	PVT	2,117	CBNAAT	09-Jan-21
118	Arogya Niketan Nursing Home	Darjeeling	PVT	3,119	TRUENAT	16-Jan-21
119	Ruby General Hospital	Kolkata	PVT	2,597	CBNAAT	20-Jan-21
120	Cliniprfect Polyclinic and Diagnostics	North 24 Pargana	PVT	1,381	TRUENAT	23-Feb-21
121	10 Air Force Hospital, Hasimara	Alipurduar	Central Govt	960	TRUENAT	23-Apr-21
122	4 Air Force Hospital, Midnapore	Paschim Midnapore	Central Govt	1,339	TRUENAT	23-Apr-21
123	164 Military Hospital, Binnaguri	Jalpaiguri	Central Govt	1,527	TRUENAT	23-Apr-21
124	Central Hospital, SE Railway, Kolkata	Kolkata	Central Govt	984	CBNAAT	23-Apr-21
125	Zenith super speciality hospital	Kolkata	PVT	2,387	TRUENAT	23-Apr-21
126	Alipurduar Railway Hospital	Alipurduar	Central Govt	2,375	TRUENAT	23-Apr-21
127	<i>Antigen Test done within the State</i>		State Govt	63,78,791	-	-
128	<i>Samples Tested in Labs Outside the State</i>		PVT	4,83,487	RT-PCR	-
<b>TOTAL</b>				<b>1,47,17,688</b>	-	-

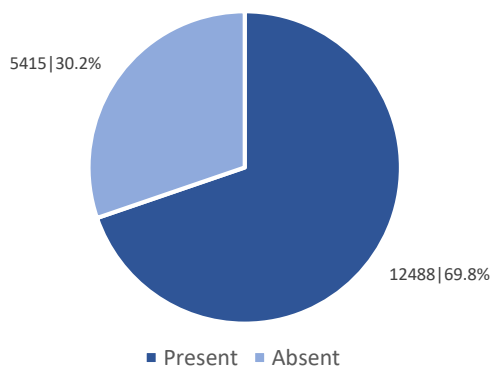
Note: Average tests per CBNAAT and TRUENAT machines are 32 per day and 16 per day respectively



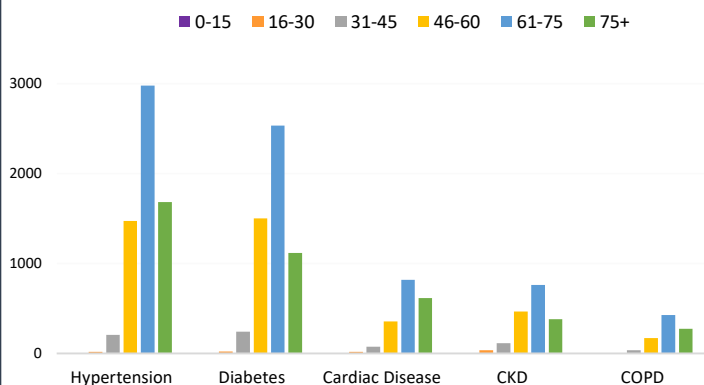
WEST BENGAL COVID-19 HEALTH BULLETIN – 10<sup>th</sup> JULY 2021

X

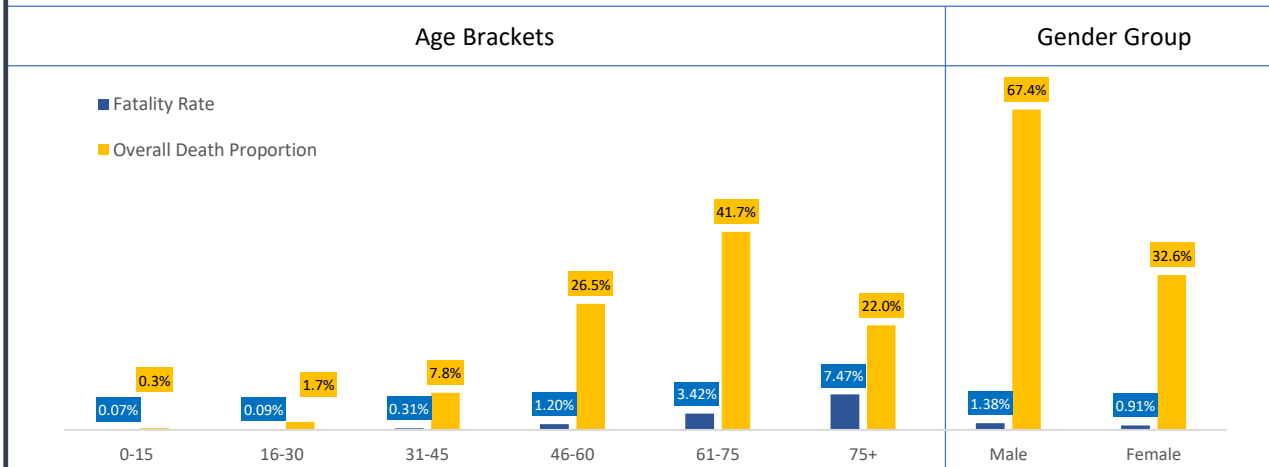
Comorbidity Status  
in Deceased Cases (n=17,903)



Age Group Wise Comorbidities Among Deceased

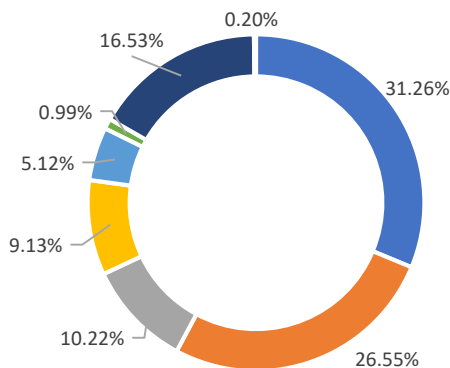


Fatality Rate & Death Proportion in Respective Age Brackets & Gender Groups

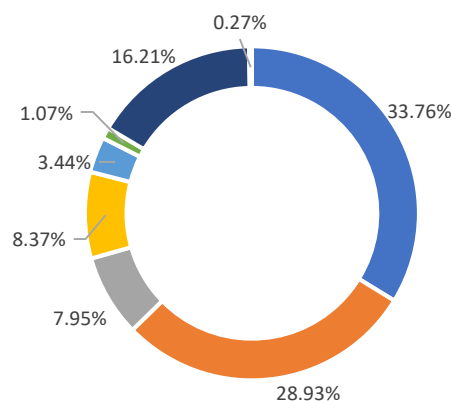


\*The blue data label shows the fatality rate in respective age/gender group i.e. no. of deaths as a proportion of total infections in respective age/gender group  
\*\*The orange data label shows the proportion of total deaths in respective age/gender group

Share of Comorbidities in Male



Share of Comorbidities in Female



■ Hypertension ■ Diabetes ■ Cardiac Disease ■ CKD ■ COPD ■ Malignancy ■ Other ■ on Dialysis

FATALITY ANALYSIS



# Department of Health & Family Welfare Govt. of West Bengal

## WEST BENGAL COVID-19 HEALTH BULLETIN – 10<sup>th</sup> JULY 2021

**XI**

**EQUIPMENT AND CONSUMABLE SUPPLY**

S. No	Consumable	Ordered by State Govt.	Received Yesterday	Total Received by State Govt.	Order Pending
1	PPEs	42.10 L	2,000	30.81 L	11.29 L
2	N95/FFP2 Masks	63.20 L	10,000	58.79 L	4.41 L
3	Regular Masks	128.84 L	20,000	123.90 L	4.94 L
4	Hand Sanitizers (In Ltrs.)	5.71 L	1,000	5.59 L	0.12 L
5	Gloves	125.00 L	20,000	114.60 L	10.40 L
6	Thermal Guns	20,000	NIL	20,000	NIL

S. No	Equipment	Number
1	Total Number of HFNO	470
2	Total Number of Oxygen Concentrators	5,020
3	Total Number of functional MGPS	109
4	Total Number of functional LMO Tanks	9
5	Total Number of functional PSA plants	6
6	Total Number of Ventilators in COVID Hospitals	1,298

**XII**

**DEDICATED COVID-19 HELPLINE (24 X 7)**

1. Dedicated COVID-19 Helpline : **1800 313 444 222**
2. Direct Telemedicine Line : **033 23576001**
3. Ambulance Service : **033 40902929**
4. COVID Telemedicine App "[Covid Telemedicine WB](#)" on Google Play Store
  - These services include allocation of beds in Govt. hospitals and Safe Homes
  - Telemedicine for citizens at large and those in home isolation
  - Ambulance service includes guidance and provision of Govt. ambulance
5. Tele-Psychological counselling services have started since August 1<sup>st</sup>, 2020.

General Queries			
1	A	Total Queries addressed in last 24 hours	3,969
	B	Total Queries addressed till 9 <sup>th</sup> July	19,87,473
Telemedicine			
2	A	Total consultations given in last 24 hours	2,199
	B	Total consultations given till 9 <sup>th</sup> July	7,83,289
Ambulance Services			
3	A	Ambulances assigned in last 24 hours	704
	B	Total calls received in last 24 hours	704
Tele-Psychological Counselling			
4	A	Counselling given in last 24 hours	818
	B	Counselling given till 9 <sup>th</sup> July	3,89,609

### State Government Interventions :

- Status of availability of beds for Covid positive patients in government and private hospitals along with information on other related services are available at <https://icms.wb.gov.in>
- Safe Homes : An initiative by the Government of West Bengal for care and treatment of asymptomatic/mild symptomatic COVID patients for whom home isolation is not possible /advisable
- As per State Government advisory Satellite Health Facilities are being developed by private hospitals in close vicinity of their hospitals as separate health facility for treatment of asymptomatic/mild symptomatic COVID patients. This intervention is expected to free beds in the hospitals for serious patients.

All the guidelines and orders relating to Covid-19 are posted on [www.wbhealth.gov.in](http://www.wbhealth.gov.in)

You can follow us on :

Facebook at: <https://www.facebook.com/wbdhfw/>

Twitter at: <https://twitter.com/wbdhfw>