



# Department of Health & Family Welfare Govt. of West Bengal

## WEST BENGAL COVID-19 HEALTH BULLETIN – 10<sup>th</sup> SEP 2021

### COVID 19 STATUS

| S. No | Subject  | Number             |
|-------|--|--------------------|
| 1     | New COVID-19 Cases on 10 <sup>th</sup> Sep             | 753                |
| 2     | <b>Total COVID-19 Cases till 10<sup>th</sup> Sep</b>   | <b>15,55,405</b>   |
| 3     | Total Discharged                                       | 15,28,633 (+766)   |
| 4     | Total Deaths as on 10 <sup>th</sup> Sep*               | 18,553 (+14)       |
| 5     | <b>Active COVID-19 Cases as on 10<sup>th</sup> Sep</b> | <b>8,219 (-27)</b> |
| 6     | Discharge Rate (3/2)                                   | 98.28%             |
| 7     | Fatality Rate (4/2)                                    | 1.19%              |

Note: All figures updated till 9AM, 10<sup>th</sup> Sep

#Daily increase/decrease with respect to previous day is shown as (+/-)

\*Complete analysis can be referred from Section X, (Page no. 5)

### TESTING SNAPSHOT

| S. No | Subject  | Number             |
|-------|--|--------------------|
| 1     | Samples Tested on 10 <sup>th</sup> Sep                         | 40,634             |
| 2     | <b>Total Number of Samples Tested till 10<sup>th</sup> Sep</b> | <b>1,73,93,849</b> |
| 3     | <b>Positivity Rate as on 10<sup>th</sup> Sep</b>               | <b>1.85%</b>       |
| 4     | Tests per Million population                                   | 1,93,265           |
| 5     | Total Testing Laboratories*                                    | 146                |
| 6     | RT-PCR/Antigen Test Ratio                                      | 47:53              |

\*Detailed breakup of these laboratories is given on Page 3 and Page 4

### TREATMENT INFRASTRUCTURE SNAPSHOT

| S. No | Subject  | Number |
|-------|--|--------|
| 1     | Total Number of Hospitals dedicated for treating COVID-19          | 203    |
| 2     | Total Number of Govt. Hospitals dedicated for treating COVID-19    | 196    |
| 3     | Total Number of Pvt. Hospitals requisitioned for treating COVID-19 | 7      |
| 4     | Total Number of earmarked COVID-19 Beds                            | 23,947 |
| 5     | % Occupancy in COVID Beds  | 3.24%  |
| 6     | Total ICU/HDU Beds in the COVID Hospitals                          | 2,861  |
| 7     | Total Number of Safe Homes   | 200    |
| 8     | Total Number of Beds in Safe Homes                                 | 11,507 |

### ACTIVE CASES SNAPSHOT

| S. No | Subject  | Number |
|-------|--|--------|
| 1     | Total number of people currently in Home Isolation | 6,904  |
| 2     | Total Number of Patients in Hospitals              | 1,069  |
| 3     | Total Number of Patients in Safe Homes             | 246    |

### VACCINATION STATUS

| S. No | Subject   | Number      |
|-------|---|-------------|
| 1     | Total Number of people vaccinated on 10 <sup>th</sup> Sep | 4,99,781    |
| 2     | First Dose on 10 <sup>th</sup> Sep                        | 3,39,129    |
| 3     | Second Dose on 10 <sup>th</sup> Sep                       | 1,60,652    |
| 4     | Cumulative Vaccination till 10 <sup>th</sup> Sep          | 4,57,57,705 |
| 5     | Cumulative Vaccination First Dose                         | 3,27,60,573 |
| 6     | Cumulative Vaccination Second Dose                        | 1,29,97,132 |
| 7     | Number of CVC (Common Vaccination Centres)                | 2,816       |
| 8     | Cumulative AEFI cases reported                            | 3,848       |
| 9     | Vaccine wastage   | -7%         |



# Department of Health & Family Welfare Govt. of West Bengal

## WEST BENGAL COVID-19 HEALTH BULLETIN – 10<sup>th</sup> SEP 2021

VI

DISTRICT COVID-19 STATUS#

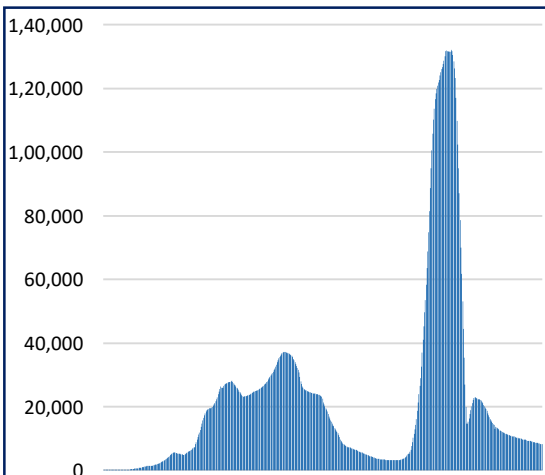
| 1            | 2                 | 3                               | 4                               | 5                           | 6 = 3-4-5                  | 7                  |
|--------------|-------------------|---------------------------------|---------------------------------|-----------------------------|----------------------------|--------------------|
| S. No        | District          | Total Cases                     | Total Discharged                | Total Deaths                | Total Active Cases         | Last Reported Case |
| 1            | Alipurduar        | 15,289 <sup>+7</sup>            | 15,082 <sup>+10</sup>           | 100 <sup>+1</sup>           | 107 <sup>-4</sup>          | 9-Sep-21           |
| 2            | Coochbehar        | 28,613 <sup>+13</sup>           | 28,270 <sup>+24</sup>           | 95                          | 248 <sup>-11</sup>         | 9-Sep-21           |
| 3            | Darjeeling        | 55,542 <sup>+41</sup>           | 54,460 <sup>+53</sup>           | 521 <sup>+1</sup>           | 561 <sup>-13</sup>         | 9-Sep-21           |
| 4            | Kalimpong         | 6,790 <sup>+8</sup>             | 6,622 <sup>+11</sup>            | 52                          | 116 <sup>-3</sup>          | 9-Sep-21           |
| 5            | Jalpaiguri        | 41,026 <sup>+20</sup>           | 40,173 <sup>+29</sup>           | 555                         | 298 <sup>-9</sup>          | 9-Sep-21           |
| 6            | Uttar Dinajpur    | 19,658 <sup>+1</sup>            | 19,362 <sup>+6</sup>            | 235                         | 61 <sup>-5</sup>           | 9-Sep-21           |
| 7            | Dakshin Dinajpur  | 17,230 <sup>+16</sup>           | 16,944 <sup>+10</sup>           | 169                         | 117 <sup>+6</sup>          | 9-Sep-21           |
| 8            | Malda             | 32,950 <sup>+25</sup>           | 32,633 <sup>+11</sup>           | 186                         | 131 <sup>+14</sup>         | 9-Sep-21           |
| 9            | Murshidabad       | 33,762 <sup>+3</sup>            | 33,388 <sup>+5</sup>            | 325                         | 49 <sup>-2</sup>           | 9-Sep-21           |
| 10           | Nadia             | 70,963 <sup>+58</sup>           | 69,638 <sup>+51</sup>           | 772                         | 553 <sup>+7</sup>          | 9-Sep-21           |
| 11           | Birbhum           | 40,618 <sup>+6</sup>            | 40,244 <sup>+8</sup>            | 285                         | 89 <sup>-2</sup>           | 9-Sep-21           |
| 12           | Purulia           | 19,309 <sup>+2</sup>            | 19,155 <sup>+4</sup>            | 113                         | 41 <sup>-2</sup>           | 9-Sep-21           |
| 13           | Bankura           | 35,381 <sup>+22</sup>           | 34,839 <sup>+26</sup>           | 266                         | 276 <sup>-4</sup>          | 9-Sep-21           |
| 14           | Jhargram          | 11,815 <sup>+6</sup>            | 11,626 <sup>+16</sup>           | 27                          | 162 <sup>-10</sup>         | 9-Sep-21           |
| 15           | Paschim Medinipur | 52,139 <sup>+31</sup>           | 51,217 <sup>+40</sup>           | 501                         | 421 <sup>-9</sup>          | 9-Sep-21           |
| 16           | Purba Medinipur   | 61,989 <sup>+39</sup>           | 61,159 <sup>+42</sup>           | 385                         | 445 <sup>-3</sup>          | 9-Sep-21           |
| 17           | Purba Bardhaman   | 40,822 <sup>+23</sup>           | 40,364 <sup>+25</sup>           | 191 <sup>+1</sup>           | 267 <sup>-3</sup>          | 9-Sep-21           |
| 18           | Paschim Bardhaman | 56,858 <sup>+13</sup>           | 56,317 <sup>+18</sup>           | 352 <sup>+1</sup>           | 189 <sup>-6</sup>          | 9-Sep-21           |
| 19           | Howrah            | 96,011 <sup>+52</sup>           | 94,026 <sup>+44</sup>           | 1,499                       | 486 <sup>+8</sup>          | 9-Sep-21           |
| 20           | Hooghly           | 83,426 <sup>+57</sup>           | 81,934 <sup>+50</sup>           | 949 <sup>+2</sup>           | 543 <sup>+5</sup>          | 9-Sep-21           |
| 21           | North 24 Parganas | 3,22,934 <sup>+129</sup>        | 3,17,077 <sup>+110</sup>        | 4,658 <sup>+3</sup>         | 1,199 <sup>+16</sup>       | 9-Sep-21           |
| 22           | South 24 Parganas | 98,166 <sup>+54</sup>           | 96,262 <sup>+57</sup>           | 1,292                       | 612 <sup>-3</sup>          | 9-Sep-21           |
| 23           | Kolkata           | 3,14,048 <sup>+127</sup>        | 3,07,778 <sup>+116</sup>        | 5,022 <sup>+5</sup>         | 1,248 <sup>+6</sup>        | 9-Sep-21           |
| 24           | Other State       | 66                              | 63                              | 3                           | 0                          | 6-Jun-20           |
| <b>TOTAL</b> |                   | <b>15,55,405<sup>+753</sup></b> | <b>15,28,633<sup>+766</sup></b> | <b>18,553<sup>+14</sup></b> | <b>8,219<sup>-27</sup></b> |                    |

#District Wise data is subject to verification and may change

#Daily increase/decrease with respect to previous day is in superscript as +/- (Eg: +4)

VII

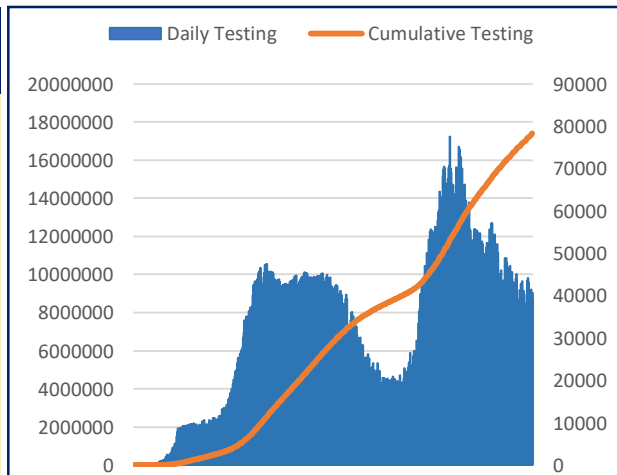
DAILY CUMULATIVE ACTIVE COVID-19 CASES



17<sup>th</sup> March 2020 to 10<sup>th</sup> Sep 2021

VIII

SAMPLES TESTED (Daily and Cumulative)



17<sup>th</sup> March 2020 to 10<sup>th</sup> Sep 2021



# Department of Health & Family Welfare Govt. of West Bengal

## WEST BENGAL COVID-19 HEALTH BULLETIN – 10<sup>th</sup> SEP 2021

IX

DETAILS OF TESTING LABS

| S. No. | Name of Testing Lab                              | District          | Authority    | Samples Tested | Testing Method | Functional WEF  |
|--------|--|-------------------|--------------|----------------|----------------|-----------------|
| 1      | NICED  | Kolkata           | Central Govt | 3,23,172       | RT-PCR         | Since Beginning |
| 2      | SSKM   | Kolkata           | State Govt   | 4,61,773       | RT-PCR         | 17-Mar-20       |
| 3      | Medinipur MCH                                    | Paschim Midnapore | State Govt   | 2,39,660       | RT-PCR         | 24-Mar-20       |
| 4      | North Bengal MCH                                 | Darjeeling        | State Govt   | 5,56,376       | RT-PCR         | 29-Mar-20       |
| 5      | School of Tropical Medicine                      | Kolkata           | State Govt   | 3,25,375       | RT-PCR         | 01-Apr-20       |
| 6      | Apollo Hospital                                  | North 24 Pargana  | PVT          | 91,842         | RT-PCR         | 06-Apr-20       |
| 7      | Tata Medical Centre                              | North 24 Pargana  | PVT          | 30,731         | RT-PCR         | 06-Apr-20       |
| 8      | Malda MCH  | Malda             | State Govt   | 4,00,657       | RT-PCR         | 08-Apr-20       |
| 9      | Dr. Lal Pathlab                                  | North 24 Pargana  | PVT          | 4,78,311       | RT-PCR         | 17-Apr-20       |
| 10     | Command Hospital                                 | Kolkata           | Central Govt | 53,167         | RT-PCR         | 17-Apr-20       |
| 11     | CNCI   | Kolkata           | Central Govt | 39,391         | RT-PCR         | 22-Apr-20       |
| 12     | RG Kar MCH                                       | Kolkata           | State Govt   | 3,60,338       | RT-PCR         | 24-Apr-20       |
| 13     | SURAKSHA   | North 24 Pargana  | PVT          | 2,81,790       | RT-PCR         | 24-Apr-20       |
| 14     | Murshidabad MCH                                  | Murshidabad       | State Govt   | 3,19,586       | RT-PCR         | 26-Apr-20       |
| 15     | Peerless   | Kolkata           | PVT          | 1,02,609       | RT-PCR         | 30-Apr-20       |
| 16     | Burdwan MCH                                      | Burdwan           | State Govt   | 3,08,521       | RT-PCR         | 06-May-20       |
| 17     | MCH Kolkata                                      | Kolkata           | State Govt   | 1,59,274       | RT-PCR         | 08-May-20       |
| 18     | NRS MCH  | Kolkata           | State Govt   | 1,95,449       | RT-PCR         | 12-May-20       |
| 19     | Sanaka Hospitals                                 | Paschim Burdwan   | PVT          | 1,43,543       | RT-PCR         | 12-May-20       |
| 20     | Medica Hospital                                  | Kolkata           | PVT          | 1,76,145       | RT-PCR         | 15-May-20       |
| 21     | Bankura MCH                                      | Bankura           | State Govt   | 2,93,382       | RT-PCR         | 22-May-20       |
| 22     | Suri DH  | Birbhum           | State Govt   | 1,98,291       | RT-PCR         | 22-May-20       |
| 23     | Coochbehar GMCH                                  | Cooch Bihar       | State Govt   | 2,93,823       | RT-PCR         | 06-Jun-20       |
| 24     | COMJNM Kalyani                                   | Nadia             | State Govt   | 2,57,099       | RT-PCR         | 10-Jun-20       |
| 25     | Desun Hospital                                   | Kolkata           | PVT          | 13,079         | RT-PCR         | 17-Jun-20       |
| 26     | RN Tagore Hospital                               | Kolkata           | PVT          | 71,776         | RT-PCR         | 24-Jun-20       |
| 27     | Raigunj MCH                                      | Uttar Dinajpur    | State Govt   | 1,45,639       | RT-PCR         | 26-Jun-20       |
| 28     | Jagannath Gupta Institute of Medical Sciences    | South 24 Pargana  | PVT          | 9,599          | RT-PCR         | 06-Jul-20       |
| 29     | ESI-PGIMSIR                                      | Kolkata           | PVT          | 23,378         | RT-PCR         | 16-Jul-20       |
| 30     | Remedy Lifecare, Kolkata                         | Kolkata           | PVT          | 21,967         | RT-PCR         | 21-Jul-20       |
| 31     | AMRI Dhakuria                                    | Kolkata           | PVT          | 80,908         | RT-PCR         | 19-May-20       |
| 32     | Rampurhat MCH                                    | Birbhum           | State Govt   | 1,64,702       | RT-PCR         | 19-May-20       |
| 33     | CNMCH  | Kolkata           | State Govt   | 1,26,167       | RT-PCR         | 20-May-20       |
| 34     | DH GMCH  | South 24 Pargana  | State Govt   | 2,85,256       | RT-PCR         | 20-May-20       |
| 35     | COMSDH   | North 24 Pargana  | State Govt   | 98,773         | RT-PCR         | 27-May-20       |
| 36     | Purulia Govt. MCH                                | Purulia           | State Govt   | 1,75,747       | RT-PCR         | 03-Jun-20       |
| 37     | SRL Lab  | Kolkata           | PVT          | 3,31,214       | RT-PCR         | 18-Jun-20       |
| 38     | Probe diagnostics                                | Kolkata           | PVT          | 77,773         | RT-PCR         | 14-Aug-20       |
| 39     | Pulse Diagnostics                                | Kolkata           | PVT          | 1,23,199       | RT-PCR         | 12-Sep-20       |
| 40     | RB Diagnostic Kolkata                            | Kolkata           | PVT          | 1,51,947       | RT-PCR         | 20-Sep-20       |
| 41     | Purba Medinipur DH                               | Purba Midnapur    | State Govt   | 1,00,273       | RT-PCR         | 24-Sep-20       |
| 42     | B.P. Poddar Hospital & Medical Research Ltd      | Kolkata           | PVT          | 5,185          | RT-PCR         | 27-Oct-20       |
| 43     | Swastik Clinic & Seva Sadan Pvt. Ltd., Birbhum   | Birbhum           | PVT          | 1,522          | RT-PCR         | 27-Oct-20       |
| 44     | Repromed Diagnostic Ltd                          | Kolkata           | PVT          | 38,453         | RT-PCR         | 24-Sep-20       |
| 45     | Gouri Devi Institute of Medical Sciences         | Purba Burdwan     | PVT          | 7,504          | RT-PCR         | 07-Nov-20       |
| 46     | IQ City Medical College Durgapur                 | Paschim Burdwan   | PVT          | 20,745         | RT-PCR         | 04-Dec-20       |
| 47     | Imambara DH, Hooghly                             | Hooghly           | State Govt   | 1,02,073       | RT-PCR         | 15-Dec-20       |
| 48     | Saroj Gupta Cancer Center & Research Institute   | Kolkata           | PVT          | 7,427          | RT-PCR         | 23-Dec-20       |
| 49     | Lasco Medicare Pvt. Ltd. Howrah                  | Howrah            | PVT          | 18,980         | RT-PCR         | 05-Jan-21       |
| 50     | Icare Institute of Medical Sciences and Research | Purba Midnapur    | PVT          | 9,344          | RT-PCR         | 25-Jan-21       |
| 51     | Sanjiban Hospital, Howrah                        | Howrah            | PVT          | 11,422         | RT-PCR         | 23-Feb-21       |
| 52     | GCC DNA Diagnostic Lab                           | South 24 Pargana  | PVT          | 4,530          | RT-PCR         | 22-Apr-21       |
| 53     | Quadra Medical Services                          | Kolkata           | PVT          | 2,335          | RT-PCR         | 01-May-21       |
| 54     | Hindlabs, Kolkata                                | North 24 Pargana  | PVT          | 27,927         | RT-PCR         | 15-May-21       |
| 55     | Pathkind Lab, Kolkata                            | Kolkata           | PVT          | 15,910         | RT-PCR         | 25-May-21       |
| 56     | KPC Medical College                              | Kolkata           | PVT          | 1,717          | RT-PCR         | 1-Jun-21        |
| 57     | Krishna Medica Lab, Kolkata                      | Kolkata           | PVT          | 15,742         | RT-PCR         | 2-Jun-21        |
| 58     | Institute of Neurosciences, Kolkata              | Kolkata           | PVT          | 1,468          | RT-PCR         | 4-Jun-21        |
| 59     | Life Cell International, Kolkata                 | North 24 Pargana  | PVT          | 15,551         | RT-PCR         | 4-Jun-21        |
| 60     | The Apollo Clinic - Pvt.Ltd.                     | Kolkata           | PVT          | 4,808          | RT-PCR         | 8-Jun-21        |
| 61     | Genu Path Labs                                   | North 24 Pargana  | PVT          | 1,605          | RT-PCR         | 27-Jun-21       |
| 62     | Dr. ABG's Pathoscan Center                       | Purba Burdwan     | PVT          | 2,051          | RT-PCR         | 30-Jun-21       |
| 63     | Aloka Medicare Pvt Ltd                           | Kolkata           | PVT          | 2,369          | RT-PCR         | 8-July-21       |
| 64     | Burnpur Hospital (SAIL-IISCO)                    | Paschim Burdwan   | PVT          | 2,469          | RT-PCR         | 8-July-21       |
| 65     | Nirnayan Healthcare Pvt Ltd                      | North 24 Pargana  | PVT          | 6,954          | RT-PCR         | 18-July-21      |
| 66     | Welkin Medicare Pvt Ltd                          | Kolkata           | PVT          | 1,341          | RT-PCR         | 30-July-21      |
| 67     | Organ Diagnostic Centre                          | Kolkata           | PVT          | 2,220          | RT-PCR         | 31-July-21      |
| 68     | Specialist Clinic & Diagnostic                   | North 24 Pargana  | PVT          | 2,000          | RT-PCR         | 03-Aug-21       |
| 69     | Medionn Diagnostic Ltd                           | Howrah            | PVT          | 2,238          | RT-PCR         | 5-Aug-21        |
| 70     | Molecular Lab of Paramount Hospital              | Darjeeling        | PVT          | 292            | RT-PCR         | 12-Aug-21       |
| 71     | Lakhotia Diagnostic Services                     | Howrah            | PVT          | 529            | RT-PCR         | 20-Aug-21       |
| 72     | One Diagnostics                                  | Kolkata           | PVT          | 404            | RT-PCR         | 20-Aug-21       |
| 73     | District Hospital SSB                            | Jalpaiguri        | PVT          | 4,416          | RT-PCR         | 26-Aug-21       |

Note: Average tests per CBNAAT and TRUENAT machines are 32 per day and 16 per day respectively



# Department of Health & Family Welfare Govt. of West Bengal

## WEST BENGAL COVID-19 HEALTH BULLETIN – 10<sup>th</sup> SEP 2021

IX

DETAILS OF TESTING LABS

| S. No.       | Name of Testing Lab                                  | District          | Authority    | Samples Tested     | Testing Method | Functional WEF |
|--------------|--|-------------------|--------------|--------------------|----------------|----------------|
| 74           | Diverse Genomics Pvt Ltd                             | Kolkata           | PVT          | 29                 | RT-PCR         | 28-Aug-21      |
| 75           | See Cure Lab   | North 24 Pargana  | PVT          | 269                | RT-PCR         | 31-Aug-21      |
| 76           | Unipath speciality laboratory                        | North 24 Pargana  | PVT          | 311                | RT-PCR         | 4-Sep-21       |
| 77           | B M Birla Hospital                                   | Kolkata           | PVT          | 1,304              | RT-LAMP        | 7-Jun-21       |
| 78           | Agrasen Healthcare Centre                            | Jalpaiguri        | PVT          | 2,671              | RT-LAMP        | 22-July-21     |
| 79           | Reliable Multispeciality Clinic                      | North 24 Pargana  | PVT          | 158                | RT-LAMP        | 31-Aug-21      |
| 80           | Shri VishudhanandSaraswati Marwari Hospital          | Kolkata           | PVT          | 60                 | TRUENAT        | 31-Aug-21      |
| 81           | AMRI Mukundapur                                      | South 24 Pargana  | PVT          | 11                 | TRUENAT        | 10-Sep-21      |
| 82           | AMRI Salt Lake                                       | North 24 Pargana  | PVT          | 26,266             | CBNAAT         | 01-May-20      |
| 83           | CMRI   | Kolkata           | PVT          | 25,897             | CBNAAT         | 13-May-20      |
| 84           | Asansol DH   | Paschim Burdwan   | State Govt   | 45,831             | TRUENAT        | 19-May-20      |
| 85           | Jhargram DH  | Jhargram          | State Govt   | 2,754              | TRUENAT        | 19-May-20      |
| 86           | Falakata SSH   | Alipurduar        | State Govt   | 3,872              | TRUENAT        | 20-May-20      |
| 87           | Balurghat DH   | Dakshin Dinajpur  | State Govt   | 3,627              | TRUENAT        | 22-May-20      |
| 88           | Serampore DH   | Hooghly           | State Govt   | 1,214              | TRUENAT        | 25-May-20      |
| 89           | Uluberia SSH   | Howrah            | State Govt   | 1,988              | TRUENAT        | 27-May-20      |
| 90           | Jangipur SDH   | Murshidabad       | State Govt   | 1,685              | TRUENAT        | 27-May-20      |
| 91           | Egra SDH   | Purba Midnapur    | State Govt   | 823                | TRUENAT        | 27-May-20      |
| 92           | MR Bangur Hospital                                   | South 24 Pargana  | State Govt   | 419                | TRUENAT        | 28-May-20      |
| 93           | Chanchal SDH   | Malda             | State Govt   | 559                | TRUENAT        | 28-May-20      |
| 94           | Biswa Bangla Krirangan COVID Hospital                | Jalpaiguri        | State Govt   | 1,82,682           | TRUENAT        | 31-May-20      |
| 95           | Parkview Super Speciality Hospital                   | North 24 Pargana  | PVT          | 157                | TRUENAT        | 26-Aug-21      |
| 96           | Woodlands  | Kolkata           | PVT          | 15,771             | CBNAAT         | 11-Jun-20      |
| 97           | Alipurduar DH  | Alipurduar        | State Govt   | 1,585              | TRUENAT        | 16-Jun-20      |
| 98           | Basirhat DH  | North 24 Pargana  | State Govt   | 512                | TRUENAT        | 19-Jun-20      |
| 99           | Anandaloke Sonoscan, Siliguri                        | Darjeeling        | PVT          | 21,585             | TRUENAT        | 27-Jun-20      |
| 100          | Gangarampur SDH                                      | Dakshin Dinajpur  | State Govt   | 1,832              | CBNAAT         | 16-Jul-20      |
| 101          | Contai SDH   | Purba Midnapur    | State Govt   | 1,902              | TRUENAT        | 20-Jul-20      |
| 102          | ILS hospital   | Kolkata           | PVT          | 4,534              | TRUENAT        | 25-Jul-20      |
| 103          | Uttar Latabari DH                                    | Alipurduar        | State Govt   | 359                | TRUENAT        | 04-Aug-20      |
| 104          | Nandigram SSH/DH                                     | Purba Midnapur    | State Govt   | 826                | TRUENAT        | 04-Aug-20      |
| 105          | Panskura Hospital                                    | Purba Midnapur    | State Govt   | 436                | TRUENAT        | 06-Aug-20      |
| 106          | Chittaranjan Seva Sadan Hospital                     | Kolkata           | State Govt   | 1,771              | TRUENAT        | 10-Aug-20      |
| 107          | Dr. PK Saha Hospital, Coochbihar                     | Cooch Bihar       | PVT          | 8,086              | TRUENAT        | 11-Aug-20      |
| 108          | Salt Lake SDH  | North 24 Pargana  | State Govt   | 853                | TRUENAT        | 13-Aug-20      |
| 109          | Charnock Hospital                                    | Kolkata           | PVT          | 10,671             | TRUENAT        | 14-Aug-20      |
| 110          | Gabberia SGH   | Howrah            | State Govt   | 805                | TRUENAT        | 15-Aug-20      |
| 111          | Spandan Disgnostic Center                            | Paschim Midnapore | PVT          | 12,162             | TRUENAT        | 16-Aug-20      |
| 112          | Kakdwip SSH  | South 24 Pargana  | State Govt   | 277                | TRUENAT        | 17-Aug-20      |
| 113          | Mal SSH  | Jalpaiguri        | State Govt   | 198                | TRUENAT        | 18-Aug-20      |
| 114          | Howrah DH  | Howrah            | State Govt   | 185                | TRUENAT        | 21-Aug-20      |
| 115          | Spandan Hospital, Kolkata                            | North 24 Pargana  | PVT          | 4,995              | TRUENAT        | 01-Sep-20      |
| 116          | Sagardighi SSH                                       | Murshidabad       | State Govt   | 622                | TRUENAT        | 02-Sep-20      |
| 117          | Domkal SSH   | Murshidabad       | State Govt   | 164                | TRUENAT        | 06-Sep-20      |
| 118          | Udaynarayanpur SGH Howrah                            | Howrah            | State Govt   | 53                 | TRUENAT        | 07-Sep-20      |
| 119          | GD Hospital & Diabetes Institute, Howrah             | Kolkata           | PVT          | 3,057              | CBNAAT         | 08-Sep-20      |
| 120          | Nightingale Diagnostic & Medicare Centre             | Kolkata           | PVT          | 15,089             | TRUENAT        | 12-Sep-20      |
| 121          | Bhagirathi Neotia Woman * Child Care Centre          | North 24 Pargana  | PVT          | 1,340              | CBNAAT         | 16-Sep-20      |
| 122          | Krishnanagar DTC                                     | Nadia             | State Govt   | 172                | TRUENAT        | 29-Sep-20      |
| 123          | Mission Hospital, Durgapur                           | Paschim Burdwan   | PVT          | 23,600             | TRUENAT        | 29-Sep-20      |
| 124          | Medinova, Kolkata                                    | Kolkata           | PVT          | 6,281              | TRUENAT        | 01-Oct-20      |
| 125          | MSS Bansal Medical, Kolkata                          | Kolkata           | PVT          | 16,849             | TRUENAT        | 02-Oct-20      |
| 126          | TLJ, SGH, Howrah                                     | Howrah            | PVT          | 407                | TRUENAT        | 02-Oct-20      |
| 127          | Narayan Memorial Hospital, Kolkata                   | Kolkata           | PVT          | 1,154              | TRUENAT        | 02-Oct-20      |
| 128          | Kalimpong DH   | Kalimpong         | State Govt   | 503                | TRUENAT        | 06-Oct-20      |
| 129          | Mirik BPHC, Darjeeling                               | Darjeeling        | State Govt   | 136                | TRUENAT        | 09-Oct-20      |
| 130          | Barjore SSH, Bankura                                 | Bankura           | State Govt   | 413                | TRUENAT        | 11-Oct-20      |
| 131          | Darjeeling DH  | Darjeeling        | State Govt   | 534                | TRUENAT        | 11-Oct-20      |
| 132          | Metropolis Kolkata                                   | Kolkata           | PVT          | 1,00,625           | TRUENAT        | 14-Oct-20      |
| 133          | Laboratory Services, Healthworld Hospitals, Durgapur | Paschim Burdwan   | PVT          | 9,257              | TRUENAT        | 04-Dec-20      |
| 134          | Neotia Getwel Healthcare Centre, Siliguri            | Darjeeling        | PVT          | 3,579              | CBNAAT         | 09-Jan-21      |
| 135          | Arogya Niketan Nursing Home                          | Darjeeling        | PVT          | 5,185              | TRUENAT        | 16-Jan-21      |
| 136          | Ruby General Hospital                                | Kolkata           | PVT          | 3,883              | CBNAAT         | 20-Jan-21      |
| 137          | Cliniperfect Polyclinic and Diagnostics              | North 24 Pargana  | PVT          | 1,768              | TRUENAT        | 23-Feb-21      |
| 138          | 10 Air Force Hospital, Hasimara                      | Alipurduar        | Central Govt | 1,041              | TRUENAT        | 23-Apr-21      |
| 139          | 4 Air Force Hospital, Midnapore                      | Paschim Midnapore | Central Govt | 1,741              | TRUENAT        | 23-Apr-21      |
| 140          | 164 Military Hospital, Binnaguri                     | Jalpaiguri        | Central Govt | 2,129              | TRUENAT        | 23-Apr-21      |
| 141          | Central Hospital, SE Railway, Kolkata                | Kolkata           | Central Govt | 1,410              | CBNAAT         | 23-Apr-21      |
| 142          | Zenith super speciality hospital                     | Kolkata           | PVT          | 4,458              | TRUENAT        | 23-Apr-21      |
| 143          | Alipurduar Railway Hospital                          | Alipurduar        | Central Govt | 3,724              | TRUENAT        | 23-Apr-21      |
| 144          | Sonoscan Healthcare Pvt Ltd                          | Malda             | PVT          | 347                | TRUENAT        | 27-July-21     |
| 145          | Antigen Test done within the State                   |                   | State Govt   | 77,45,147          | -              | -              |
| 146          | Samples Tested in Labs Outside the State             |                   | PVT          | 6,14,016           | RT-PCR         | -              |
| <b>TOTAL</b> |  |                   |              | <b>1,73,93,849</b> | -              | -              |

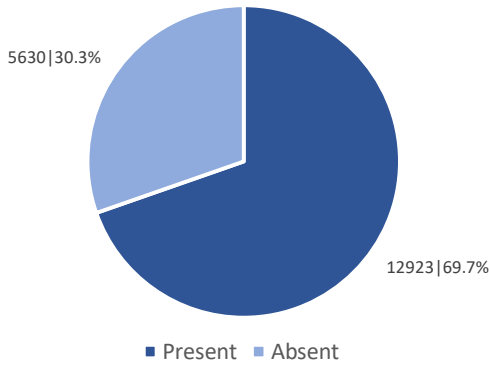
Note: Average tests per CBNAAT and TRUENAT machines are 32 per day and 16 per day respectively



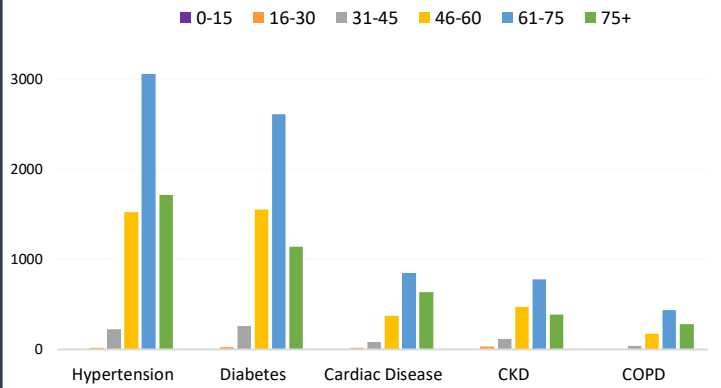
WEST BENGAL COVID-19 HEALTH BULLETIN – 10<sup>th</sup> SEP 2021

X

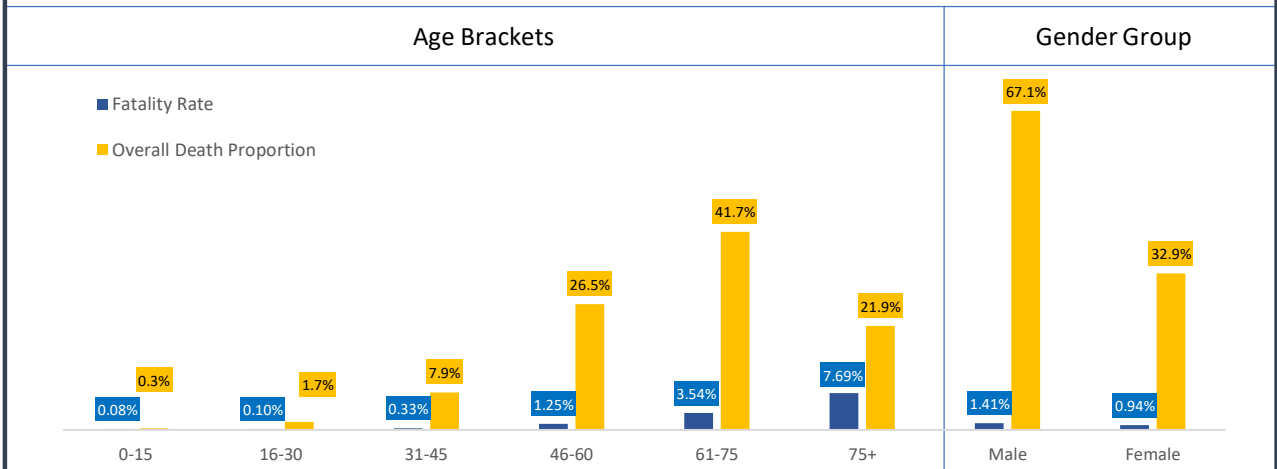
Comorbidity Status in Deceased Cases (n=18,553)



Age Group Wise Comorbidities Among Deceased

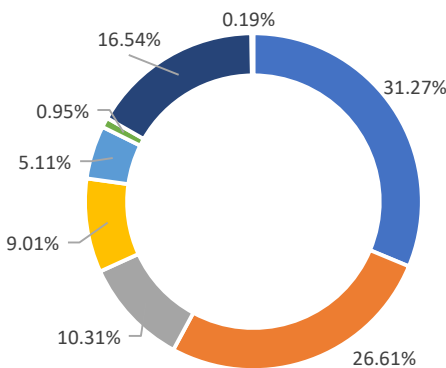


Fatality Rate & Death Proportion in Respective Age Brackets & Gender Groups

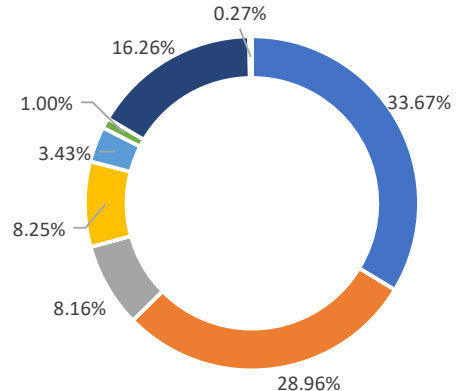


\*The blue data label shows the fatality rate in respective age/gender group i.e. no. of deaths as a proportion of total infections in respective age/gender group  
\*\*The orange data label shows the proportion of total deaths in respective age/gender group

Share of Comorbidities in Male



Share of Comorbidities in Female



FATALITY ANALYSIS



# Department of Health & Family Welfare Govt. of West Bengal

## WEST BENGAL COVID-19 HEALTH BULLETIN – 10<sup>th</sup> SEP 2021

**XI**

**EQUIPMENT AND CONSUMABLE SUPPLY**

| S. No | Consumable                | Ordered by State Govt. | Received Yesterday | Total Received by State Govt. | Order Pending |
|-------|---------------------------|------------------------|--------------------|-------------------------------|---------------|
| 1     | PPEs                      | 42.10 L                | 2,000              | 32.05 L                       | 10.05 L       |
| 2     | N95/FFP2 Masks            | 68.20 L                | 10,000             | 64.99 L                       | 3.21 L        |
| 3     | Regular Masks             | 138.84 L               | 20,000             | 136.30 L                      | 2.54 L        |
| 4     | Hand Sanitizers (In Ltrs) | 6.31 L                 | 1,000              | 6.21 L                        | 0.10 L        |
| 5     | Gloves                    | 127.00 L               | 20,000             | 127.00 L                      | 0.00 L        |
| 6     | Thermal Guns              | 20,000                 | NIL                | 20,000                        | NIL           |

| S. No | Equipment                                      | Number |
|-------|--|--------|
| 1     | Total Number of HFNO                           | 470    |
| 2     | Total Number of Oxygen Concentrators           | 5,644  |
| 3     | Total Number of functional MGPS                | 117    |
| 4     | Total Number of functional LMO Tanks           | 10     |
| 5     | Total Number of functional PSA plants          | 11     |
| 6     | Total Number of Ventilators in COVID Hospitals | 1,298  |

**XII**

**DEDICATED COVID-19 HELPLINE (24 X 7)**

1. Dedicated COVID-19 Helpline : **1800 313 444 222**
2. Direct Telemedicine Line : **033 23576001**
3. Ambulance Service : **033 40902929**
4. COVID Telemedicine App "[Covid Telemedicine WB](#)" on Google Play Store
  - These services include allocation of beds in Govt. hospitals and Safe Homes
  - Telemedicine for citizens at large and those in home isolation
  - Ambulance service includes guidance and provision of Govt. ambulance
5. Tele-Psychological counselling services have started since August 1<sup>st</sup>, 2020.

| General Queries                |   |  |           |
|--------------------------------|---|--|-----------|
| 1                              | A | Total Queries addressed in last 24 hours           | 2,461     |
|                                | B | Total Queries addressed till 9 <sup>th</sup> Sep   | 21,63,454 |
| Telemedicine                   |   |  |           |
| 2                              | A | Total consultations given in last 24 hours         | 1,269     |
|                                | B | Total consultations given till 9 <sup>th</sup> Sep | 8,78,498  |
| Ambulance Services             |   |  |           |
| 3                              | A | Ambulances assigned in last 24 hours               | 212       |
|                                | B | Total calls received in last 24 hours              | 212       |
| Tele-Psychological Counselling |   |  |           |
| 4                              | A | Counselling given in last 24 hours                 | 529       |
|                                | B | Counselling given till 9 <sup>th</sup> Sep         | 4,27,235  |

### State Government Interventions :

- Status of availability of beds for Covid positive patients in government and private hospitals along with information on other related services are available at <https://icms.wb.gov.in>
- Safe Homes : An initiative by the Government of West Bengal for care and treatment of asymptomatic/mild symptomatic COVID patients for whom home isolation is not possible /advisable
- As per State Government advisory Satellite Health Facilities are being developed by private hospitals in close vicinity of their hospitals as separate health facility for treatment of asymptomatic/mild symptomatic COVID patients. This intervention is expected to free beds in the hospitals for serious patients.

All the guidelines and orders relating to Covid-19 are posted on [www.wbhealth.gov.in](http://www.wbhealth.gov.in)

You can follow us on :

Facebook at: <https://www.facebook.com/wbdhfw/>

Twitter at: <https://twitter.com/wbdhfw>