



# Department of Health & Family Welfare Govt. of West Bengal

## WEST BENGAL COVID-19 HEALTH BULLETIN – 10<sup>th</sup> OCT 2021

### I COVID 19 STATUS

S. No	Subject	Number
1	New COVID-19 Cases on 10 <sup>th</sup> Oct	760
2	<b>Total COVID-19 Cases till 10<sup>th</sup> Oct</b>	<b>15,76,337</b>
3	Total Discharged	15,49,783 (+734)
4	Total Deaths as on 10 <sup>th</sup> Oct*	18,905 (+11)
5	<b>Active COVID-19 Cases as on 10<sup>th</sup> Oct</b>	<b>7,649 (+15)</b>
6	Discharge Rate (3/2)	98.32%
7	Fatality Rate (4/2)	1.20%

Note: All figures updated till 9AM, 10<sup>th</sup> Oct

#Daily increase/decrease with respect to previous day is shown as (+/-)

\*Complete analysis can be referred from **Section X**, (Page no. 5)

### II TESTING SNAPSHOT

S. No	Subject	Number
1	Samples Tested on 10 <sup>th</sup> Oct	35,398
2	<b>Total Number of Samples Tested till 10<sup>th</sup> Oct</b>	<b>1,85,07,359</b>
3	<b>Positivity Rate as on 10<sup>th</sup> Oct</b>	<b>2.15%</b>
4	Tests per Million population	2,05,637
5	Total Testing Laboratories*	149
6	RT-PCR/Antigen Test Ratio	51:49

\*Detailed breakup of these laboratories is given on **Page 3 and Page 4**

### III TREATMENT INFRASTRUCTURE SNAPSHOT

S. No	Subject	Number
1	Total Number of Hospitals dedicated for treating COVID-19	203
2	Total Number of Govt. Hospitals dedicated for treating COVID-19	196
3	Total Number of Pvt. Hospitals requisitioned for treating COVID-19	7
4	Total Number of earmarked COVID-19 Beds	23,947
5	% Occupancy in COVID Beds	3.19%
6	Total ICU/HDU Beds in the COVID Hospitals	2,861
7	Total Number of Safe Homes	200
8	Total Number of Beds in Safe Homes	11,507

### IV ACTIVE CASES SNAPSHOT

S. No	Subject	Number
1	Total number of people currently in Home Isolation	6,329
2	Total Number of Patients in Hospitals	1,116
3	Total Number of Patients in Safe Homes	204

### V VACCINATION STATUS

S. No	Subject	Number
1	Total Number of people vaccinated on 10 <sup>th</sup> Oct	13,52,643
2	First Dose on 10 <sup>th</sup> Oct	11,64,919
3	Second Dose on 10 <sup>th</sup> Oct	1,87,724
4	Cumulative Vaccination till 10 <sup>th</sup> Oct	6,41,59,883
5	Cumulative Vaccination First Dose	4,62,42,594
6	Cumulative Vaccination Second Dose	1,79,17,289
7	Number of CVC (Common Vaccination Centres)	5,538
8	Cumulative AEFI cases reported	4,739
9	Vaccine wastage	-7%



# Department of Health & Family Welfare Govt. of West Bengal

## WEST BENGAL COVID-19 HEALTH BULLETIN – 10<sup>th</sup> OCT 2021

VI

DISTRICT COVID-19 STATUS#

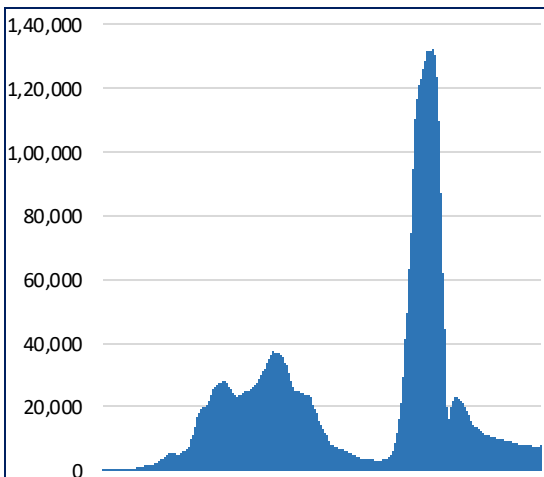
1	2	3	4	5	6 = 3-4-5	7
S. No	District	Total Cases	Total Discharged	Total Deaths	Total Active Cases	Last Reported Case
1	Alipurduar	15,502 <sup>+5</sup>	15,327 <sup>+7</sup>	101	74 <sup>-2</sup>	9-Oct-21
2	Coochbehar	29,026 <sup>+12</sup>	28,777 <sup>+15</sup>	97 <sup>+1</sup>	152 <sup>-4</sup>	9-Oct-21
3	Darjeeling	56,594 <sup>+31</sup>	55,687 <sup>+36</sup>	533	374 <sup>-5</sup>	9-Oct-21
4	Kalimpong	6,969 <sup>+2</sup>	6,850 <sup>+6</sup>	54	65 <sup>-4</sup>	9-Oct-21
5	Jalpaiguri	41,656 <sup>+15</sup>	40,882 <sup>+20</sup>	565	209 <sup>-5</sup>	9-Oct-21
6	Uttar Dinajpur	19,723 <sup>+3</sup>	19,462 <sup>+2</sup>	235	26 <sup>+1</sup>	9-Oct-21
7	Dakshin Dinajpur	17,590 <sup>+21</sup>	17,281 <sup>+13</sup>	169	140 <sup>+8</sup>	9-Oct-21
8	Malda	33,232 <sup>+6</sup>	32,952 <sup>+10</sup>	186	94 <sup>-4</sup>	9-Oct-21
9	Murshidabad	33,875 <sup>+9</sup>	33,504 <sup>+3</sup>	327	44 <sup>+6</sup>	9-Oct-21
10	Nadia	72,482 <sup>+58</sup>	71,111 <sup>+52</sup>	829 <sup>+2</sup>	542 <sup>+4</sup>	9-Oct-21
11	Birbhum	40,877 <sup>+17</sup>	40,494 <sup>+9</sup>	286 <sup>+1</sup>	97 <sup>+7</sup>	9-Oct-21
12	Purulia	19,374 <sup>+4</sup>	19,236 <sup>+2</sup>	113	25 <sup>+2</sup>	9-Oct-21
13	Bankura	35,953 <sup>+19</sup>	35,475 <sup>+19</sup>	273	205	9-Oct-21
14	Jhargram	12,043 <sup>+7</sup>	11,926 <sup>+9</sup>	27	90 <sup>-2</sup>	9-Oct-21
15	Paschim Medinipur	53,082 <sup>+25</sup>	52,253 <sup>+32</sup>	506	323 <sup>-7</sup>	9-Oct-21
16	Purba Medinipur	62,830 <sup>+26</sup>	62,143 <sup>+29</sup>	395	292 <sup>-3</sup>	9-Oct-21
17	Purba Bardhaman	41,566 <sup>+36</sup>	41,057 <sup>+30</sup>	195	314 <sup>+6</sup>	9-Oct-21
18	Paschim Bardhaman	57,354 <sup>+22</sup>	56,825 <sup>+16</sup>	353	176 <sup>+6</sup>	9-Oct-21
19	Howrah	97,426 <sup>+59</sup>	95,348 <sup>+54</sup>	1,515	563 <sup>+5</sup>	9-Oct-21
20	Hooghly	84,904 <sup>+41</sup>	83,387 <sup>+54</sup>	976 <sup>+1</sup>	541 <sup>-14</sup>	9-Oct-21
21	North 24 Parganas	3,26,538 <sup>+123</sup>	3,20,519 <sup>+120</sup>	4,760 <sup>+4</sup>	1,259 <sup>-1</sup>	9-Oct-21
22	South 24 Parganas	99,657 <sup>+53</sup>	97,785 <sup>+54</sup>	1,316	556 <sup>-1</sup>	9-Oct-21
23	Kolkata	3,18,018 <sup>+166</sup>	3,11,439 <sup>+142</sup>	5,091 <sup>+2</sup>	1,488 <sup>+22</sup>	9-Oct-21
24	Other State	66	63	3	0	6-Jun-20
<b>TOTAL</b>		<b>15,76,337<sup>+760</sup></b>	<b>15,49,783<sup>+734</sup></b>	<b>18,905<sup>+11</sup></b>	<b>7,649<sup>+15</sup></b>	

#District Wise data is subject to verification and may change

#Daily increase/decrease with respect to previous day is in superscript as +/- (Eg: +4)

VII

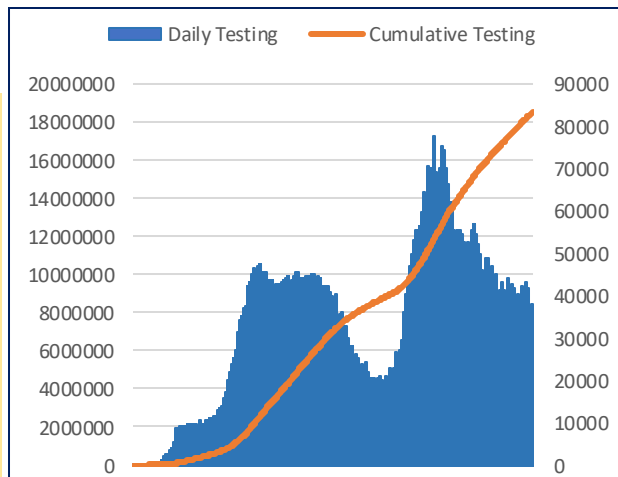
DAILY CUMULATIVE ACTIVE COVID-19 CASES



17th March 2020 to 10<sup>th</sup> Oct 2021

VIII

SAMPLES TESTED (Daily and Cumulative)



17th March 2020 to 10<sup>th</sup> Oct 2021



# Department of Health & Family Welfare Govt. of West Bengal

## WEST BENGAL COVID-19 HEALTH BULLETIN – 10<sup>th</sup> OCT 2021

IX

DETAILS OF TESTING LABS

S. No.	Name of Testing Lab	District	Authority	Samples Tested	Testing Method	Functional WEF
1	NICED	Kolkata	Central Govt	3,29,346	RT-PCR	Since Beginning
2	SSKM	Kolkata	State Govt	4,90,508	RT-PCR	17-Mar-20
3	Medinipur MCH	Paschim Midnapore	State Govt	2,47,483	RT-PCR	24-Mar-20
4	North Bengal MCH	Darjeeling	State Govt	5,72,712	RT-PCR	29-Mar-20
5	School of Tropical Medicine	Kolkata	State Govt	3,37,856	RT-PCR	01-Apr-20
6	Apollo Hospital	North 24 Pargana	PVT	99,644	RT-PCR	06-Apr-20
7	Tata Medical Centre	North 24 Pargana	PVT	32,249	RT-PCR	06-Apr-20
8	Malda MCH	Malda	State Govt	4,24,319	RT-PCR	08-Apr-20
9	Dr. Lal Pathlab	North 24 Pargana	PVT	4,86,180	RT-PCR	17-Apr-20
10	Command Hospital	Kolkata	Central Govt	55,937	RT-PCR	17-Apr-20
11	CNCI	Kolkata	Central Govt	41,631	RT-PCR	22-Apr-20
12	RG Kar MCH	Kolkata	State Govt	3,70,012	RT-PCR	24-Apr-20
13	SURAKSHA	North 24 Pargana	PVT	2,91,782	RT-PCR	24-Apr-20
14	Murshidabad MCH	Murshidabad	State Govt	3,37,941	RT-PCR	26-Apr-20
15	Peerless	Kolkata	PVT	1,07,038	RT-PCR	30-Apr-20
16	Burdwan MCH	Burdwan	State Govt	3,24,932	RT-PCR	06-May-20
17	MCH Kolkata	Kolkata	State Govt	1,67,935	RT-PCR	08-May-20
18	NRS MCH	Kolkata	State Govt	2,01,922	RT-PCR	12-May-20
19	Sanaka Hospitals	Paschim Burdwan	PVT	1,44,592	RT-PCR	12-May-20
20	Medica Hospital	Kolkata	PVT	1,82,482	RT-PCR	15-May-20
21	Bankura MCH	Bankura	State Govt	3,11,268	RT-PCR	22-May-20
22	Suri DH	Birbhum	State Govt	2,10,449	RT-PCR	22-May-20
23	Cochbehar GMCH	Coch Bihar	State Govt	3,08,007	RT-PCR	06-Jun-20
24	COMJNM Kalyani	Nadia	State Govt	2,66,047	RT-PCR	10-Jun-20
25	Desun Hospital	Kolkata	PVT	13,993	RT-PCR	17-Jun-20
26	RN Tagore Hospital	Kolkata	PVT	77,906	RT-PCR	24-Jun-20
27	Raigunj MCH	Uttar Dinajpur	State Govt	1,52,377	RT-PCR	26-Jun-20
28	Jagannath Gupta Institute of Medical Sciences	South 24 Pargana	PVT	9,916	RT-PCR	06-Jul-20
29	ESI-PGIMSR	Kolkata	PVT	25,509	RT-PCR	16-Jul-20
30	Remedy Lifecare, Kolkata	Kolkata	PVT	23,279	RT-PCR	21-Jul-20
31	AMRI Dhakuria	Kolkata	PVT	84,110	RT-PCR	19-May-20
32	Rampurhat MCH	Birbhum	State Govt	1,73,830	RT-PCR	19-May-20
33	CNMCH	Kolkata	State Govt	1,30,351	RT-PCR	20-May-20
34	DH GMCH	South 24 Pargana	State Govt	3,10,817	RT-PCR	20-May-20
35	COMSDH	North 24 Pargana	State Govt	1,02,267	RT-PCR	27-May-20
36	Purulia Govt. MCH	Purulia	State Govt	1,86,327	RT-PCR	03-Jun-20
37	SRL Lab	Kolkata	PVT	3,46,403	RT-PCR	18-Jun-20
38	Probe diagnostics	Kolkata	PVT	81,733	RT-PCR	14-Aug-20
39	Pulse Diagnostics	Kolkata	PVT	1,31,443	RT-PCR	12-Sep-20
40	RB Diagnostic Kolkata	Kolkata	PVT	1,61,635	RT-PCR	20-Sep-20
41	Purba Medinipur DH	Purba Midnapur	State Govt	1,08,574	RT-PCR	24-Sep-20
42	B.P. Poddar Hospital & Medical Research Ltd	Kolkata	PVT	5,768	RT-PCR	27-Oct-20
43	Swastik Clinic & Seva Sadan Pvt. Ltd., Birbhum	Birbhum	PVT	1,558	RT-PCR	27-Oct-20
44	Repromed Diagnostic Ltd	Kolkata	PVT	40,974	RT-PCR	24-Sep-20
45	Gouri Devi Institute of Medical Sciences	Purba Burdwan	PVT	7,998	RT-PCR	07-Nov-20
46	IQ City Medical College Durgapur	Paschim Burdwan	PVT	21,798	RT-PCR	04-Dec-20
47	Imambara DH, Hooghly	Hooghly	State Govt	1,24,457	RT-PCR	15-Dec-20
48	Saroj Gupta Cancer Center & Research Institute	Kolkata	PVT	8,200	RT-PCR	23-Dec-20
49	Lasco Medicare Pvt. Ltd. Howrah	Howrah	PVT	21,461	RT-PCR	05-Jan-21
50	Icare Institute of Medical Sciences and Research	Purba Midnapur	PVT	10,514	RT-PCR	25-Jan-21
51	Sanjiban Hospital, Howrah	Howrah	PVT	12,877	RT-PCR	23-Feb-21
52	GCC DNA Diagnostic Lab	South 24 Pargana	PVT	5,061	RT-PCR	22-Apr-21
53	Quadra Medical Services	Kolkata	PVT	2,593	RT-PCR	01-May-21
54	Hindlabs, Kolkata	North 24 Pargana	PVT	49,758	RT-PCR	15-May-21
55	Pathkind Lab, Kolkata	Kolkata	PVT	19,533	RT-PCR	25-May-21
56	KPC Medical College	Kolkata	PVT	2,312	RT-PCR	1-Jun-21
57	Krishna Medica Lab, Kolkata	Kolkata	PVT	19,617	RT-PCR	2-Jun-21
58	Institute of Neurosciences , Kolkata	Kolkata	PVT	1,917	RT-PCR	4-Jun-21
59	Life Cell International, Kolkata	North 24 Pargana	PVT	21,551	RT-PCR	4-Jun-21
60	The Apollo Clinic - Pvt.Ltd.	Kolkata	PVT	6,605	RT-PCR	8-Jun-21
61	Genu Path Labs	North 24 Pargana	PVT	2,211	RT-PCR	27-Jun-21
62	Dr. ABG's Pathoscan Center	Purba Burdwan	PVT	2,859	RT-PCR	30-Jun-21
63	Aloka Medicare Pvt Ltd	Kolkata	PVT	3,699	RT-PCR	8-July-21
64	Burnpur Hospital (SAIL-IISCO)	Paschim Burdwan	PVT	3,934	RT-PCR	8-July-21
65	Nirnayan Healthcare Pvt Ltd	North 24 Pargana	PVT	10,580	RT-PCR	18-July-21
66	Welkin Medicare Pvt Ltd	Kolkata	PVT	2,452	RT-PCR	30-July-21
67	Organ Diagnostic Centre	Kolkata	PVT	5,136	RT-PCR	31-July-21
68	Specialist Clinic & Diagnostic	North 24 Pargana	PVT	3,013	RT-PCR	03-Aug-21
69	Medionn Diagnostic Ltd	Howrah	PVT	4,165	RT-PCR	5-Aug-21
70	Molecular Lab of Paramount Hospital	Darjeeling	PVT	462	RT-PCR	12-Aug-21
71	Lakhotia Diagnostic Services	Howrah	PVT	1,636	RT-PCR	20-Aug-21
72	One Diagnostics	Kolkata	PVT	1,448	RT-PCR	20-Aug-21
73	District Hospital SSB	Jalpaiguri	PVT	11,171	RT-PCR	26-Aug-21
74	Diverse Genomics Pvt Ltd	Kolkata	PVT	302	RT-PCR	28-Aug-21
75	See Cure Lab	North 24 Pargana	PVT	1,636	RT-PCR	31-Aug-21
76	Unipath speciality laboratory	North 24 Pargana	PVT	2,895	RT-PCR	4-Sep-21

Note: Average tests per CBNAAT and TRUENAT machines are 32 per day and 16 per day respectively



# Department of Health & Family Welfare Govt. of West Bengal

## WEST BENGAL COVID-19 HEALTH BULLETIN – 10<sup>th</sup> OCT 2021

IX

DETAILS OF TESTING LABS

S. No.	Name of Testing Lab	District	Authority	Samples Tested	Testing Method	Functional WEF
77	SG Clinic & Diagnostic Laboratory	North 24 Pargana	PVT	16	RT-PCR	22-Sep-21
78	Dolphin Medical Clinic	North 24 Pargana	PVT	7	RT-PCR	8-Oct-21
79	B M Birla Hospital	Kolkata	PVT	1,739	RT-LAMP	7-Jun-21
80	Agrasen Healthcare Centre	Jalpaiguri	PVT	4,220	RT-LAMP	22-July-21
81	Reliable Multispecialty Clinic	North 24 Pargana	PVT	541	RT-LAMP	31-Aug-21
82	Western Diagnostic Centre Private Ltd	Kolkata	PVT	83	RT-LAMP	28-Sep-21
83	CSIR-Indian Institute of Chemical Biology	Kolkata	Central Govt	3	RT-LAMP	8-Oct-21
84	Shri VishudhanandSaraswati Marwari Hospital	Kolkata	PVT	240	TRUENAT	31-Aug-21
85	AMRI Mukundapur	South 24 Pargana	PVT	422	TRUENAT	10-Sep-21
86	AMRI Salt Lake	North 24 Pargana	PVT	27,631	CBNAAT	01-May-20
87	CMRI	Kolkata	PVT	27,893	CBNAAT	13-May-20
88	Asansol DH	Paschim Burdwan	State Govt	54,278	TRUENAT	19-May-20
89	Jhargram DH	Jhargram	State Govt	2,754	TRUENAT	19-May-20
90	Falakata SSH	Alipurduar	State Govt	3,872	TRUENAT	20-May-20
91	Balurghat DH	Dakshin Dinajpur	State Govt	3,627	TRUENAT	22-May-20
92	Serampore DH	Hooghly	State Govt	1,214	TRUENAT	25-May-20
93	Uluberia SSH	Howrah	State Govt	1,989	TRUENAT	27-May-20
94	Jangipur SDH	Murshidabad	State Govt	1,685	TRUENAT	27-May-20
95	Egra SDH	Purba Midnapur	State Govt	823	TRUENAT	27-May-20
96	MR Bangur Hospital	South 24 Pargana	State Govt	419	TRUENAT	28-May-20
97	Chanchal SDH	Malda	State Govt	559	TRUENAT	28-May-20
98	Biswa Bangla Krirangan COVID Hospital	Jalpaiguri	State Govt	1,91,631	TRUENAT	31-May-20
99	Parkview Super Speciality Hospital	North 24 Pargana	PVT	261	TRUENAT	26-Aug-21
100	Woodlands	Kolkata	PVT	16,921	CBNAAT	11-Jun-20
101	Alipurduar DH	Alipurduar	State Govt	9,410	TRUENAT	16-Jun-20
102	Basirhat DH	North 24 Pargana	State Govt	512	TRUENAT	19-Jun-20
103	Anandaloke Sonoscan, Siliguri	Darjeeling	PVT	24,007	TRUENAT	27-Jun-20
104	Gangarampur SDH	Dakshin Dinajpur	State Govt	1,832	CBNAAT	16-Jul-20
105	Contal SDH	Purba Midnapur	State Govt	1,902	TRUENAT	20-Jul-20
106	ILS hospital	Kolkata	PVT	4,722	TRUENAT	25-Jul-20
107	Uttar Latabari DH	Alipurduar	State Govt	449	TRUENAT	04-Aug-20
108	Nandigram SSH/DH	Purba Midnapur	State Govt	827	TRUENAT	04-Aug-20
109	Panskura Hospital	Purba Midnapur	State Govt	436	TRUENAT	06-Aug-20
110	Chittaranjan Seva Sadan Hospital	Kolkata	State Govt	1,778	TRUENAT	10-Aug-20
111	Dr. PK Saha Hospital, Coochbihar	Cooch Bihar	PVT	8,648	TRUENAT	11-Aug-20
112	Salt Lake SDH	North 24 Pargana	State Govt	853	TRUENAT	13-Aug-20
113	Charnock Hospital	Kolkata	PVT	11,548	TRUENAT	14-Aug-20
114	Gabberia SGH	Howrah	State Govt	886	TRUENAT	15-Aug-20
115	Spandan Diagnostic Center	Paschim Midnapore	PVT	12,939	TRUENAT	16-Aug-20
116	Kakdwip SSH	South 24 Pargana	State Govt	277	TRUENAT	17-Aug-20
117	Mal SSH	Jalpaiguri	State Govt	199	TRUENAT	18-Aug-20
118	Howrah DH	Howrah	State Govt	185	TRUENAT	21-Aug-20
119	Spandan Hospital, Kolkata	North 24 Pargana	PVT	5,428	TRUENAT	01-Sep-20
120	Sagardighi SSH	Murshidabad	State Govt	631	TRUENAT	02-Sep-20
121	Domkal SSH	Murshidabad	State Govt	164	TRUENAT	06-Sep-20
122	Udaynarayanpur SGH Howrah	Howrah	State Govt	53	TRUENAT	07-Sep-20
123	GD Hospital & Diabetes Institute, Howrah	Kolkata	PVT	3,273	CBNAAT	08-Sep-20
124	Nightingale Diagnostic & Medicare Centre	Kolkata	PVT	16,251	TRUENAT	12-Sep-20
125	Bhagirathi Neotia Woman * Child Care Centre	North 24 Pargana	PVT	1,513	CBNAAT	16-Sep-20
126	Krishnanagar DTC	Nadia	State Govt	172	TRUENAT	29-Sep-20
127	Mission Hospital, Durgapur	Paschim Burdwan	PVT	25,657	TRUENAT	29-Sep-20
128	Medinova, Kolkata	Kolkata	PVT	6,586	TRUENAT	01-Oct-20
129	MSS Bansal Medical, Kolkata	Kolkata	PVT	17,767	TRUENAT	02-Oct-20
130	TLJ, SGH, Howrah	Howrah	PVT	410	TRUENAT	02-Oct-20
131	Narayan Memorial Hospital, Kolkata	Kolkata	PVT	1,178	TRUENAT	02-Oct-20
132	Kalimpong DH	Kalimpong	State Govt	507	TRUENAT	06-Oct-20
133	Mirik BPHC, Darjeeling	Darjeeling	State Govt	136	TRUENAT	09-Oct-20
134	Barjore SSH, Bankura	Bankura	State Govt	414	TRUENAT	11-Oct-20
135	Darjeeling DH	Darjeeling	State Govt	568	TRUENAT	11-Oct-20
136	Metropolis Kolkata	Kolkata	PVT	1,09,575	TRUENAT	14-Oct-20
137	Laboratory Services, Healthworld Hospitals, Durgapur	Paschim Burdwan	PVT	10,410	TRUENAT	04-Dec-20
138	Neotia Getwel Healthcare Centre, Siliguri	Darjeeling	PVT	4,211	CBNAAT	09-Jan-21
139	Arogya Niketan Nursing Home	Darjeeling	PVT	5,622	TRUENAT	16-Jan-21
140	Ruby General Hospital	Kolkata	PVT	4,605	CBNAAT	20-Jan-21
141	Cliniperfect Polyclinic and Diagnostics	North 24 Pargana	PVT	1,967	TRUENAT	23-Feb-21
142	10 Air Force Hospital, Hasimara	Alipurduar	Central Govt	1,054	TRUENAT	23-Apr-21
143	4 Air Force Hospital, Midnapore	Paschim Midnapore	Central Govt	1,830	TRUENAT	23-Apr-21
144	164 Military Hospital, Binnaguri	Jalpaiguri	Central Govt	2,339	TRUENAT	23-Apr-21
145	Central Hospital, SE Railway, Kolkata	Kolkata	Central Govt	1,608	CBNAAT	23-Apr-21
146	Zenith super speciality hospital	Kolkata	PVT	5,548	TRUENAT	23-Apr-21
147	Alipurduar Railway Hospital	Alipurduar	Central Govt	3,920	TRUENAT	23-Apr-21
148	Sonoscan Healthcare Pvt Ltd	Malda	PVT	581	TRUENAT	27-July-21
149	Medica North Bengal Clinic	Darjeeling	PVT	333	TRUENAT	22-Sep-21
150	Antigen Test done within the State		State Govt	82,80,359	-	-
151	Samples Tested in Labs Outside the State		PVT	6,63,558	RT-PCR	-
				<b>1,85,07,359</b>	-	-

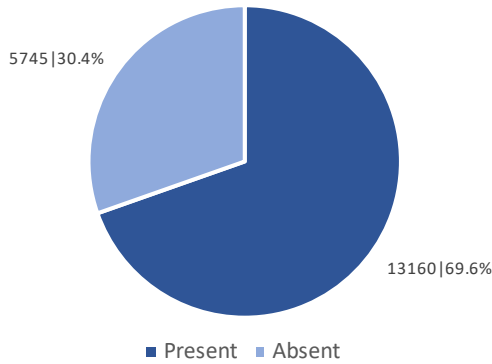
Note: Average tests per CBNAAT and TRUENAT machines are 32 per day and 16 per day respectively



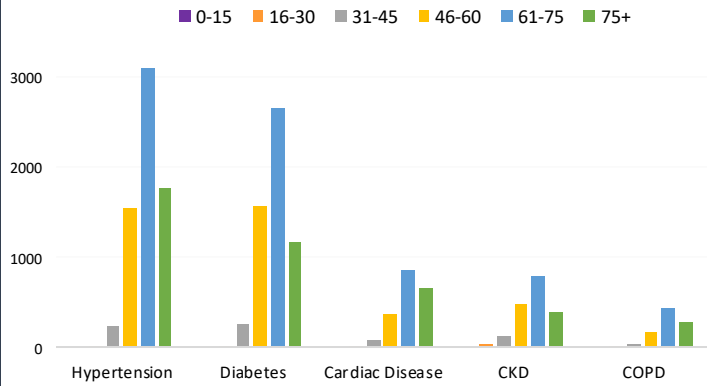
WEST BENGAL COVID-19 HEALTH BULLETIN – 10<sup>th</sup> OCT 2021

X

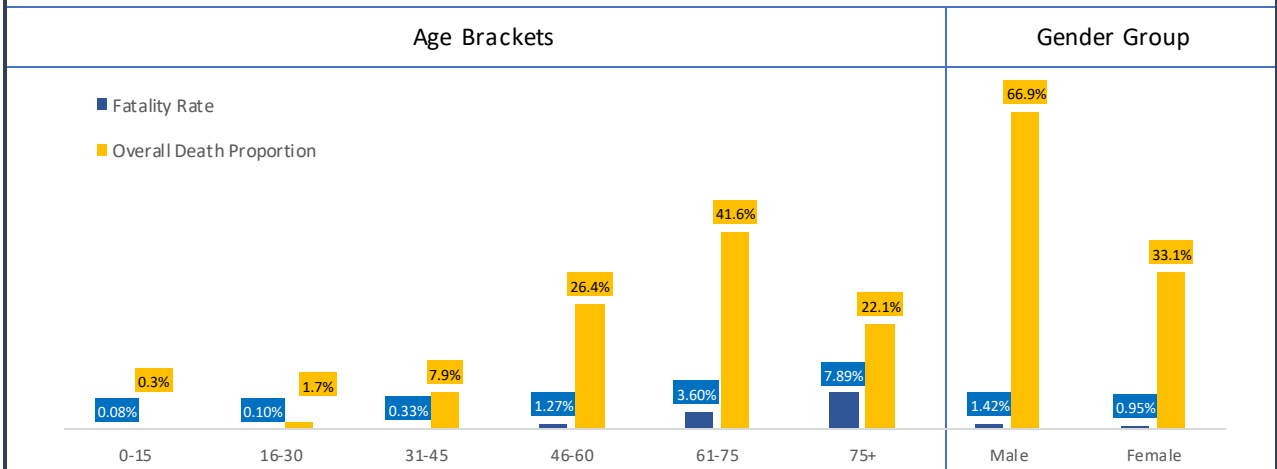
**Comorbidity Status in Deceased Cases (n=18,905)**



**Age Group Wise Comorbidities Among Deceased**



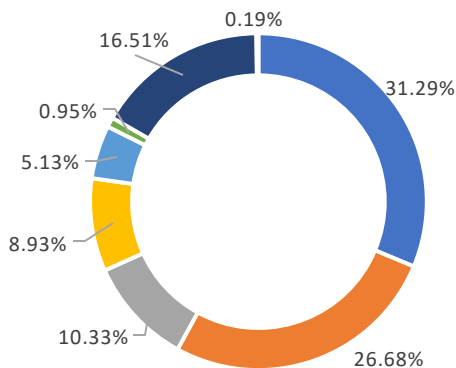
**Fatality Rate & Death Proportion in Respective Age Brackets & Gender Groups**



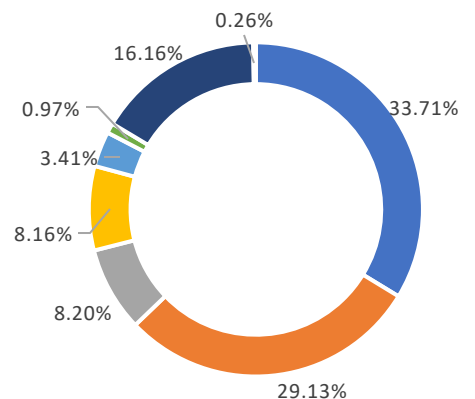
\*The blue data label shows the fatality rate in respective age/gender group i.e. no. of deaths as a proportion of total infections in respective age/gender group

\*\*The orange data label shows the proportion of total deaths in respective age/gender group

**Share of Comorbidities in Male**



**Share of Comorbidities in Female**



FATALITY ANALYSIS



# Department of Health & Family Welfare Govt. of West Bengal

## WEST BENGAL COVID-19 HEALTH BULLETIN – 10<sup>th</sup> OCT 2021

**XI**

**EQUIPMENT AND CONSUMABLE SUPPLY**

S. No	Consumable	Ordered by State Govt.	Received Yesterday	Total Received by State Govt.	Order Pending
1	PPEs	42.10 L	2,000	32.65 L	9.45 L
2	N95/FFP2 Masks	68.20 L	10,000	67.69 L	0.51 L
3	Regular Masks	148.84 L	20,000	142.30 L	6.54 L
4	Hand Sanitizers (In Ltrs)	6.66 L	1,000	6.51 L	0.15 L
5	Gloves	127.00 L	20,000	125.00 L	2.00 L
6	Thermal Guns	20,000	NIL	20,000	NIL

S. No	Equipment	Number
1	Total Number of HFNO	470
2	Total Number of Oxygen Concentrators	5,644
3	Total Number of functional MGPS	129
4	Total Number of functional LMO Tanks	10
5	Total Number of functional PSA plants	31
6	Total Number of Ventilators in COVID Hospitals	1,298

**XII**

**DEDICATED COVID-19 HELPLINE (24 X 7)**

1. Dedicated COVID-19 Helpline : **1800 313 444 222**
2. Direct Telemedicine Line : **033 23576001**
3. Ambulance Service : **033 40902929**
4. COVID Telemedicine App "[Covid Telemedicine WB](#)" on Google Play Store
  - These services include allocation of beds in Govt. hospitals and Safe Homes
  - Telemedicine for citizens at large and those in home isolation
  - Ambulance service includes guidance and provision of Govt. ambulance
5. Tele-Psychological counselling services have started since August 1<sup>st</sup>, 2020.

General Queries			
1	A	Total Queries addressed in last 24 hours	2,428
	B	Total Queries addressed till 9 <sup>th</sup> Oct	22,36,124
Telemedicine			
2	A	Total consultations given in last 24 hours	1,205
	B	Total consultations given till 9 <sup>th</sup> Oct	9,15,121
Ambulance Services			
3	A	Ambulances assigned in last 24 hours	227
	B	Total calls received in last 24 hours	227
Tele-Psychological Counselling			
4	A	Counselling given in last 24 hours	537
	B	Counselling given till 9 <sup>th</sup> Oct	4,43,408

### State Government Interventions :

- Status of availability of beds for Covid positive patients in government and private hospitals along with information on other related services are available at <https://CMS.wb.gov.in>
- Safe Homes : An initiative by the Government of West Bengal for care and treatment of asymptomatic/mild symptomatic COVID patients for whom home isolation is not possible /advisable
- As per State Government advisory Satellite Health Facilities are being developed by private hospitals in close vicinity of their hospitals as separate health facility for treatment of asymptomatic/mild symptomatic COVID patients. This intervention is expected to free beds in the hospitals for serious patients.

All the guidelines and orders relating to Covid-19 are posted on [www.wbhealth.gov.in](http://www.wbhealth.gov.in)

You can follow us on :

Facebook at: <https://www.facebook.com/wbdhfw/>

Twitter at: <https://twitter.com/wbdhfw>