



Department of Health & Family Welfare Govt. of West Bengal

WEST BENGAL COVID-19 HEALTH BULLETIN - 7th AUGUST 2020

Active COVID-19 Cases as on 7th August: 24,652

S. No	Subject	Number
1	Total COVID-19 Cases till 6 th August	86,754
2	New COVID-19 Cases on 7 th August	2,912
3	Total COVID-19 Cases till 7th August (1+2)	89,666
4	Total Discharged	63,060 (+2,037)
5	Total Deaths as on 7 th August*	1,954 (+52)
6	Active COVID-19 Cases as on 7th August	24,652 (+823)
7	Discharge Rate (4/3)	70.33%

Note: All figures updated till 9AM, 7th August

#Daily increase/decrease with respect to previous day is shown as (+/-)

*Complete analysis can be referred from **Section X**, (Page no. 5)

S. No	Subject	Number
1	Samples Tested till 6 th August	10,29,251
2	Samples Tested on 7 th August	25,258
3	Total Number of Samples Tested till 7th August (1+2)	10,54,509
4	Tests per Million population	11,717
5	% of Positive Cases out of Samples Tested	8.50%
6	Total Testing Laboratories*	59
7	Testing Laboratories added this week	2
8	Testing Laboratories pending approval	1

*Detailed breakup of these laboratories is given on **Page 4**

S. No	Subject	Number
1	Total Number of Hospitals dedicated for treating COVID-19	83
2	Total Number of Govt. Hospitals dedicated for treating COVID-19	28
3	Total Number of Pvt. Hospitals requisitioned for treating COVID-19	55
4	Total Number of earmarked COVID-19 Beds	11,560
5	% Occupancy in COVID Beds	38.51%
6	Total ICU Beds in the COVID Hospitals	948
7	Total Number of Ventilators in the COVID Hospitals	395

Institutional Quarantine		
1	Total Govt. Quarantine Centres	582
2	Total number of people in Govt. Quarantine Centres	2,829
3	Total number of people released from Govt. Quarantine Centres	1,06,097
Home Quarantine		
1	Total Home Quarantined People	4,21,422
2	Total number of people currently in Home Quarantine	28,131
3	Total number of people released from Home Quarantine	3,93,291
Safe Homes		
1	Total Number of Safe Homes	106
2	Total Number of Beds in Safe Homes	6,908
3	Total Number of Patients in Safe Homes currently	1,716



Department of Health & Family Welfare Govt. of West Bengal

WEST BENGAL COVID-19 HEALTH BULLETIN - 7th AUGUST 2020

V

DISTRICT SNAPSHOT#

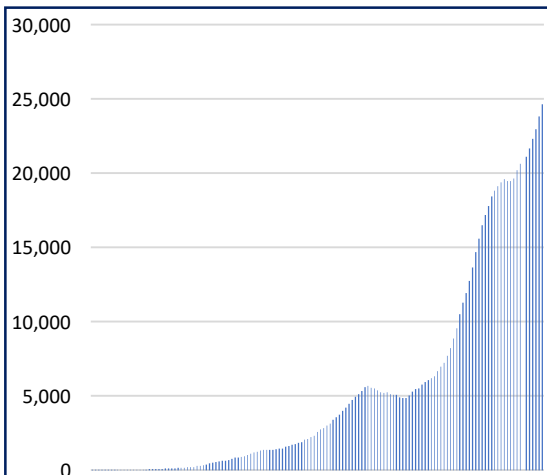
1	2	3	4	5	6 = 3-4-5	7
S. No	District	Total Cases	Total Discharged	Total Deaths	Total Active Cases	Last Reported Case
1	Alipurduar	587 ⁺⁴¹	340 ⁺¹⁷	4	243 ⁺²⁴	6-August
2	Coochbehar	1,235 ⁺⁹⁸	748 ⁺⁸	0	487 ⁺⁹⁰	6-August
3	Darjeeling	2,833 ⁺⁸³	2,035 ⁺¹¹⁷	35 ⁺¹	763 ⁻³⁵	6-August
4	Kalimpong	112 ⁺¹	87 ⁺⁶	1	24 ⁻⁵	6-August
5	Jalpaiguri	1,658 ⁺¹⁷	1,248 ⁺⁴⁹	13	397 ⁻³²	6-August
6	Uttar Dinajpur	1,315 ⁺³⁸	1,101 ⁺¹⁵	13	201 ⁺²³	6-August
7	Dakshin Dinajpur	1,686 ⁺³⁷	1,121 ⁺¹²	11	554 ⁺²⁵	6-August
8	Malda	2,898 ⁺⁹⁶	2,229 ⁺²⁹	17 ⁺¹	652 ⁺⁶⁶	6-August
9	Murshidabad	1,197 ⁺¹⁰⁰	772 ⁺³⁵	15 ⁺¹	410 ⁺⁶⁴	6-August
10	Nadia	1,477 ⁺⁹⁸	951 ⁺⁴²	13	513 ⁺⁵⁶	6-August
11	Birbhum	855 ⁺⁵⁶	522 ⁺¹³	7 ⁺¹	326 ⁺⁴²	6-August
12	Purulia	305 ⁺⁴	234 ⁺²¹	0	71 ⁻¹⁷	6-August
13	Bankura	934 ⁺²⁸	720 ⁺⁵⁷	0	214 ⁻²⁹	6-August
14	Jhargram	55	31	0	24	5-August
15	Paschim Medinipur	1,417 ⁺⁶⁴	1,127 ⁺⁴⁸	18 ⁺¹	272 ⁺¹⁵	6-August
16	Purba Medinipur	2,233 ⁺¹⁰⁹	1,373 ⁺²⁰	18 ⁺²	842 ⁺⁸⁷	6-August
17	Purba Bardhaman	1,355 ⁺⁸¹	794 ⁺³⁹	6	555 ⁺⁴²	6-August
18	Paschim Bardhaman	1,485 ⁺⁵⁹	751 ⁺²⁵	12	722 ⁺³⁴	6-August
19	Howrah	9,333 ⁺²¹³	6,955 ⁺¹¹⁸	240 ⁺⁸	2,138 ⁺⁸⁷	6-August
20	Hooghly	4,303 ⁺²³⁹	3,113 ⁺¹²⁴	67 ⁺¹	1,123 ⁺¹¹⁴	6-August
21	North 24 Parganas	19,314 ⁺⁵⁷³	13,259 ⁺⁴⁷⁰	444 ⁺¹⁴	5,611 ⁺⁸⁹	6-August
22	South 24 Parganas	6,456 ⁺²⁰²	4,780 ⁺¹⁷⁵	110 ⁺²	1,566 ⁺²⁵	6-August
23	Kolkata	26,557 ⁺⁶⁷⁵	18,706 ⁺⁵⁹⁷	907 ⁺²⁰	6,944 ⁺⁵⁸	6-August
24	Other State	66	63	3	0	6-Jun
TOTAL		89,666^{+2,912}	63,060^{+2,037}	1,954⁺⁵²	24,652⁺⁸²³	

#District Wise data is subject to verification and may change

#Daily increase/decrease with respect to previous day is in superscript as +/- (Eg: ⁺⁴)

VI

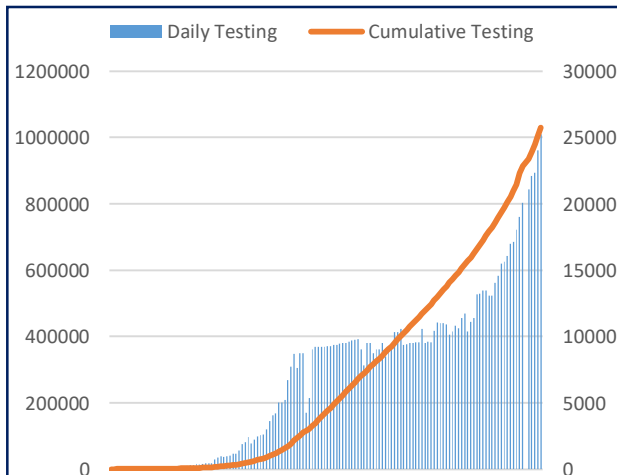
DAILY CUMULATIVE ACTIVE COVID-19 CASES



17th March to 7th August

VII

SAMPLES TESTED (Daily and Cumulative)



17th March to 7th August



Department of Health & Family Welfare Govt. of West Bengal

WEST BENGAL COVID-19 HEALTH BULLETIN - 7th AUGUST 2020

VIII

UNIT WISE EQUIPMENT SUPPLY (CUMULATIVE)

S. No.	Unit Name	PPE	N95/FFP2	Regular Masks		Gloves	Sanitizer (In ltr.)
				Reusable Mask	Disposable Mask		
1	Alipurduar	12,800	15,650	13,400	72,400	46,700	3,242.0
2	Bankura	22,250	23,200	20,800	83,050	52,200	5,048.0
3	Birbhum	23,450	15,200	25,400	49,550	6,200	4,271.0
4	Bishnupur HD	9,350	17,900	44,100	76,250	67,500	4,761.0
5	Coochbehar	23,600	15,850	24,700	23,100	4,700	2,704.0
6	Dakshin Dinajpur	12,900	12,550	21,500	73,100	49,700	4,071.0
7	Darjeeling	24,750	22,650	22,900	24,200	6,700	4,098.0
8	Diamond Harbour HD	24,250	16,600	25,500	64,550	38,500	2,734.0
9	Hooghly	29,370	21,250	39,000	73,700	64,600	5,841.0
10	Howrah	64,950	39,000	46,780	1,02,050	1,32,200	4,931.0
11	Jalpaiguri	21,800	20,100	43,400	68,000	10,700	3,863.0
12	Jhargram	7,550	7,300	24,890	36,550	26,200	2,993.0
13	Kalimpong	12,150	12,800	19,000	40,550	8,200	2,870.5
14	Malda	16,600	16,200	26,000	61,100	62,700	5,601.0
15	Murshidabad	18,333	26,480	42,700	69,100	29,700	8,380.0
16	Nadia	35,570	18,740	33,800	84,050	79,200	4,131.0
17	North 24 Parganas	39,300	31,040	31,440	86,000	43,700	6,433.5
18	Basirhat HD	25,320	23,230	31,280	90,550	1,03,500	3,197.0
19	Paschim Bardhaman	21,650	18,400	17,580	48,000	62,400	1,407.0
20	Paschim Medinipur	18,650	26,300	36,590	79,550	79,200	4,835.0
21	Purba Bardhaman	30,150	24,100	23,800	76,050	76,700	5,443.0
22	Purba Medinipur	25,050	17,000	32,220	16,050	12,600	1,731.0
23	Nandigram HD	9,750	16,700	30,140	81,050	55,200	5,629.0
24	Purulia	30,950	18,000	45,200	86,550	67,700	6,171.0
25	Rampurhat HD	16,650	14,900	24,800	36,550	36,500	3,787.0
26	South 24 Parganas	24,250	16,800	26,900	53,050	36,200	1,941.0
27	Uttar Dinajpur	29,750	23,850	37,600	70,050	43,700	3,903.0
28	Bankura S MC&H	10,000	23,150	10,200	97,000	1,04,500	1,060.0
29	Coochbehar MC&H	9,800	9,400	14,600	35,000	51,000	1,992.0
30	NB MC&H	22,850	37,600	20,000	1,14,200	1,07,000	4,190.0
31	Diamond Harbour MC&H	9,300	11,500	9,600	85,000	91,500	1,898.0
32	Malda MC&H	12,800	31,800	13,100	1,26,000	1,25,500	3,318.0
33	Murshidabad MC&H	20,130	28,950	14,600	62,500	80,500	1,590.0
34	Bardhaman MC&H	15,400	20,600	17,500	93,000	95,500	2,698.0
35	Medinipur MC&H	25,700	27,300	24,100	1,27,500	90,500	5,398.0
36	Purulia MC&H	10,300	12,700	51,600	67,500	62,500	2,098.0
37	Rampurhat MC&H	15,400	13,900	17,600	27,000	36,500	6,998.0
38	Raiganj MC&H	8,100	7,900	11,100	25,000	31,500	1,490.0
39	JNM MC&H	13,000	15,000	22,000	40,000	20,500	1,672.0
40	Sagar Dutta MC&H	20,620	23,330	17,600	75,050	92,000	3,778.0
41	ID & BG Hospital	33,050	36,800	20,600	73,100	50,500	2,671.0
42	RG Kar MCH	27,850	41,000	15,800	1,75,050	1,84,700	4,607.0
43	NRS MCH	33,750	34,500	30,300	82,550	72,500	3,140.0
44	IPGMER & SSKMH	63,400	57,590	50,100	2,62,550	2,58,500	7,267.0
45	Medical College, Kolkata	76,450	66,000	18,800	1,56,050	2,12,500	4,612.0
46	CNMCH	36,350	32,300	23,150	1,08,500	34,500	2,972.0
47	Other Govt Dept/Institutions	2,44,476	2,22,690	1,76,108	4,90,026	5,37,802	32,998.3
48	Stock in hand-In Transit	6,69,393	1,35,240	4,25,481	7,49,882	1,25,108	27,325.9
TOTAL		20,09,262	14,21,040	18,15,359	47,97,208	37,68,210	2,37,790.2

**In addition to State supply, local procurement is also done.*



Department of Health & Family Welfare Govt. of West Bengal

WEST BENGAL COVID-19 HEALTH BULLETIN - 7th AUGUST 2020

IX

DETAILS OF TESTING LABS

S. No.	Name of Testing Lab	Samples Tested	Method of Testing	Functional WEF
1	NICED	76,674	RT-PCR	Since Beginning
2	SSKM	83,091	RT-PCR	17-Mar
3	Medinipur MCH	74,755	RT-PCR	24-Mar
4	North Bengal MCH	96,202	RT-PCR	29-Mar
5	School of Tropical Medicine	46,530	RT-PCR	1-Apr
6	Apollo Hospital	9,769	RT-PCR	6-Apr
7	Tata Medical Centre	8,313	RT-PCR	6-Apr
8	Malda MCH	51,943	RT-PCR	8-Apr
9	Dr. Lal Pathlab	78,687	RT-PCR	17-Apr
10	Command Hospital	7,696	RT-PCR	17-Apr
11	CNCI	7,002	RT-PCR	22-Apr
12	RG Kar MCH	66,466	RT-PCR	24-Apr
13	SURAKSHA	40,538	RT-PCR	24-Apr
14	Murshidabad MCH	47,607	RT-PCR	26-Apr
15	Peerless	12,281	RT-PCR	30-Apr
16	Burdwan MCH	37,379	RT-PCR	6-May
17	MCH Kolkata	15,180	RT-PCR	8-May
18	NRS MCH	24,312	RT-PCR	12-May
19	Sanaka Hospitals	37,652	RT-PCR	12-May
20	Medica Hospital	31,773	RT-PCR	15-May
21	Bankura MCH	30,037	RT-PCR	22-May
22	Suri DH	21,845	RT-PCR	22-May
23	Coochbehar GMCH	3,414	RT-PCR	6-Jun
24	COMJNM Kalyani	20,617	RT-PCR	10-Jun
25	Desun Hospital	1,049	RT-PCR	17-Jun
26	RN Tagore Hospital	3,324	RT-PCR	24-Jun
27	Raigunj MCH	9,056	RT-PCR	26-Jun
28	Jagannath Gupta Institute of Medical Sciences	603	RT-PCR	6-Jul
29	ESI-Postgraduate Institute of Medical Science and Research	1,330	RT-PCR	16-Jul
30	Remedy Lifecare, Kolkata	611	RT-PCR	21-Jul
31	AMRI Salt Lake	3,497	CBNAAT	1-May
32	CMRI	2,565	CBNAAT	13-May
33	AMRI Dhakuria	6,965	TRUENAT	19-May
34	Asansol DH	1,128	TRUENAT	19-May
35	Jhargram DH	623	TRUENAT	19-May
36	Rampurhat MCH	5,203	TRUENAT	19-May
37	CNMCH	3,096	TRUENAT	20-May
38	Falakata SSH	2,184	TRUENAT	20-May
39	DH GMCH	2,963	TRUENAT	20-May
40	Balurghat DH	1,418	TRUENAT	22-May
41	Serampore DH	960	TRUENAT	25-May
42	Uluberia SSH	765	TRUENAT	27-May
43	Jangipur SDH	623	TRUENAT	27-May
44	Egra SDH	324	TRUENAT	27-May
45	COMSDH	1,107	CBNAAT	27-May
46	MR Bangur Hospital	238	TRUENAT	28-May
47	Chanchal SDH	268	TRUENAT	28-May
48	Biswa Bangla Krirangan COVID Hospital	1,462	TRUENAT	31-May
49	Purulia Govt. MCH	2,775	TRUENAT	3-Jun
50	Woodlands	866	CBNAAT	11-Jun
51	Alipurduar DH	1,044	TRUENAT	16-Jun
52	SRL Lab	1,400	CBNAAT	18-Jun
53	Basirhat DH	184	TRUENAT	19-Jun
54	Anandaloke Sonoscan, Siliguri	391	TRUENAT	27-Jun
55	Gangarampur SDH	329	CBNAAT	16-Jul
56	Contai SDH	246	TRUENAT	20-Jul
57	ILS hospital	141	TRUENAT	25-Jul
58	Uttar Latabari DH	69	TRUENAT	4-Aug
59	Nandigram SSH/DH	98	TRUENAT	4-Aug
60	Antigen Test done within the State	47,109	-	-
61	Samples Tested in Labs Outside the State	18,732	RT-PCR	-
TOTAL		10,54,509		

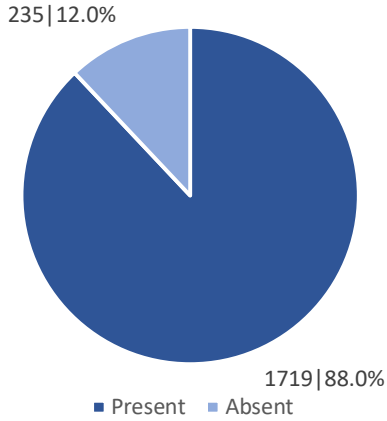
Note: Average tests per CBNAAT and TRUENAT machines are 32 per day and 16 per day respectively



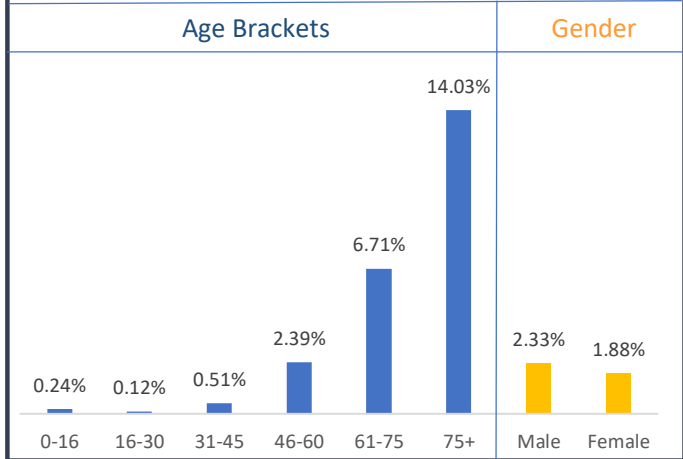
WEST BENGAL COVID-19 HEALTH BULLETIN - 7th AUGUST 2020

X

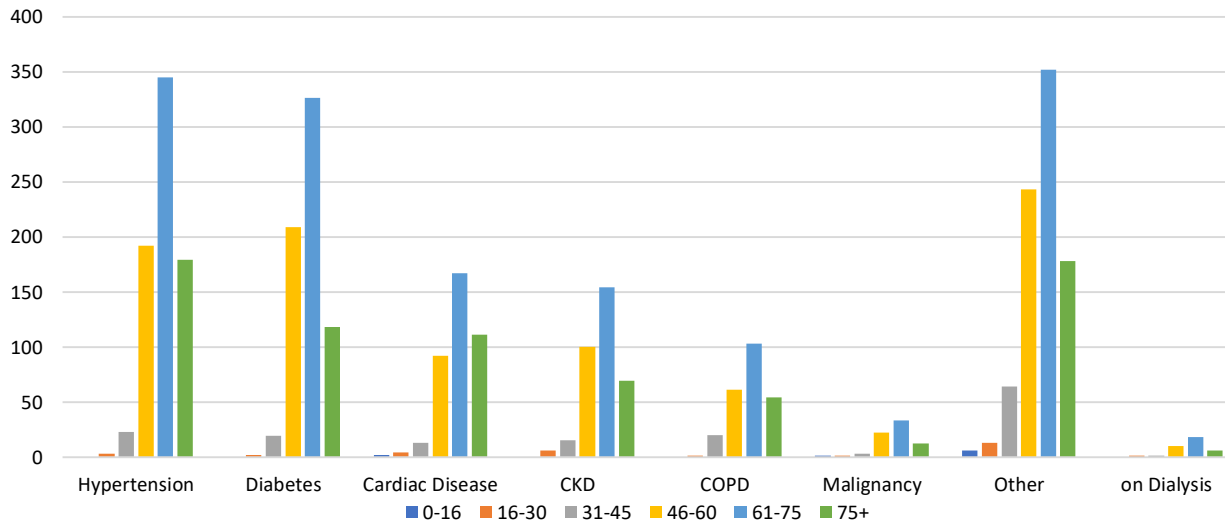
Comorbidity Status in Deceased Cases (n=1,954)



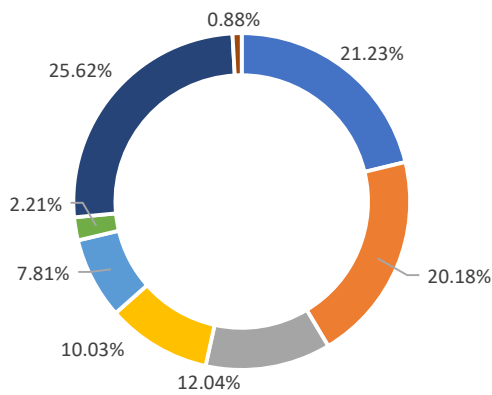
Fatality Rate in Respective Age Brackets & Gender Group



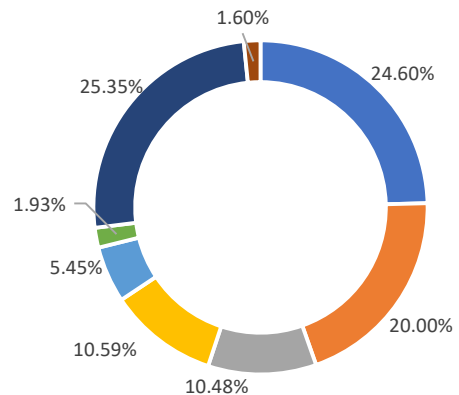
Age Group Wise Comorbidities Among Deceased



Share of Comorbidities in Male



Share of Comorbidities in Female



■ Hypertension ■ Diabetes ■ Cardiac Disease ■ CKD ■ COPD ■ Malignancy ■ Other ■ on Dialysis

FATALITY ANALYSIS



Department of Health & Family Welfare Govt. of West Bengal

7WEST BENGAL COVID-19 HEALTH BULLETIN - 7th AUGUST 2020

XI
EQUIPMENT SUPPLY

S. No	Equipment	Ordered by State Govt.	Received Yesterday	Total Received by State Govt.	Order Pending
1	PPEs	23.60 L	10,000	19.38 L	4.22 L
2	N95/FFP2 Masks	37.50 L	12,000	13.25 L	24.25 L
3	Regular Masks	49.50 L	20,000	45.85 L	3.65 L
4	Hand Sanitizers (In Ltrs.)	2.51 L	1,000	2,20,000	31,000
5	Gloves	39.50 L	20,000	34.55 L	4.95 L
6	Thermal Guns	20,000	NIL	20,000	NIL

XII
DEDICATED COVID-19 HELPLINE (24 X 7)

1. Dedicated COVID-19 Helpline : **1800 313 444 222**
2. Direct Telemedicine Line : **033 23576001**
3. Ambulance Service : **033 40902929**
4. COVID Telemedicine App "[Covid Telemedicine WB](#)" on Google Play Store
 - These services include allocation of beds in Govt. hospitals and Safe Homes
 - Telemedicine for citizens at large and those in home isolation
 - Ambulance service includes guidance and provision of Govt. ambulance
5. Tele-Psychological counselling services have started since August 1st, 2020.

General Queries

1	A	Total Queries addressed in last 24 hours	3,985
	B	Total Queries addressed till 6 th August	10,36,145

Telemedicine

2	A	Total consultations given in last 24 hours	2,718
	B	Total consultations given till 6 th August	48,128

Ambulance Services

3	A	Ambulances assigned in last 24 hours	594
	B	Total calls received in last 24 hours	612

Tele-Psychological Counselling

4	A	Counselling given in last 24 hours	1,403
	B	Counselling given till 6 th August	5,113

State Government Interventions :

- Status of availability of beds for COVID positive patients in government and private hospitals is available at Health & FW Department's website: www.wbhealth.gov.in
- Safe Homes : An initiative by the Government of West Bengal for care and treatment of asymptomatic/mild symptomatic COVID patients for whom home isolation is not possible /advisable
- As per State Government advisory Satellite Health Facilities are being developed by private hospitals in close vicinity of their hospitals as separate health facility for treatment of asymptomatic/mild symptomatic COVID patients. This intervention is expected to free beds in the hospitals for serious patients.

All the guidelines and orders relating to Covid-19 are posted on www.wbhealth.gov.in

You can follow us on :

Facebook at: <https://www.facebook.com/wbdhfw/>

Twitter at: <https://twitter.com/wbdhfw>