



Citizen Registration and Appointment for Vaccination

User Manual

Date: 27-Feb-2021

Version: 1.1

Content

- Overview.....3
- Process Flow.....3
- Register Citizen3-4
- Add More Individuals5
- Edit/ Delete Individuals6
- Booking Appointment for Vaccination.....7-9
- Rescheduling an Appointment10

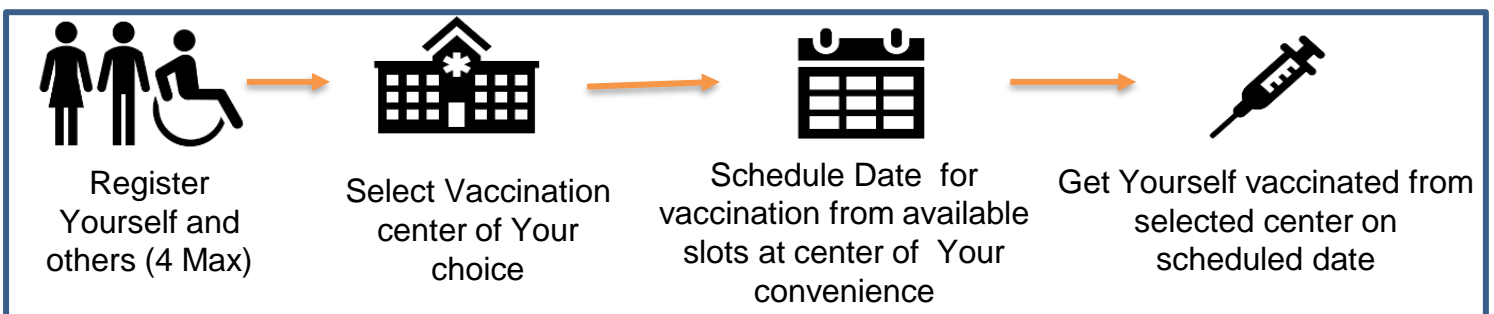
Overview

Government of India is taking all necessary steps to ensure that the nation is prepared to face the challenge and threat posed by the growing contagion of COVID-19. The exemplary groundwork and precaution advisory by the Government has helped in containing the spread of the virus in our country. At present, the priority is to make COVID -19 vaccine available to all, ensuring vaccine traceability and beneficiary tracking from production to last mile administration. COVID-19 vaccination drive has been initiated to cover healthcare and frontline workers and is to be scaled up to cover citizens above 60 years of age and and/or citizen above 45 years of age suffering from comorbidities.

Co-WIN application is the digital back bone for the vaccination drive in India. With scaling up of vaccination; the number of vaccination facilities and sessions has to be increased and managed effectively. The CO-WIN application will facilitate the citizen with an option to register and schedule the vaccination session online in Centers of their choice. The Citizen self-registration module will ensure fool-proof identification of deserving candidates for receiving the vaccines. The Co-WIN application facilitates multiple role creations for orchestrating vaccination drive at various levels.

The objective of the document is to handhold the citizens to register and schedule an appointment for vaccination. Currently the application is open for Citizens above 60yrs of age and for People above 45 yrs of age with comorbidities

Features of Citizen Self registration Module



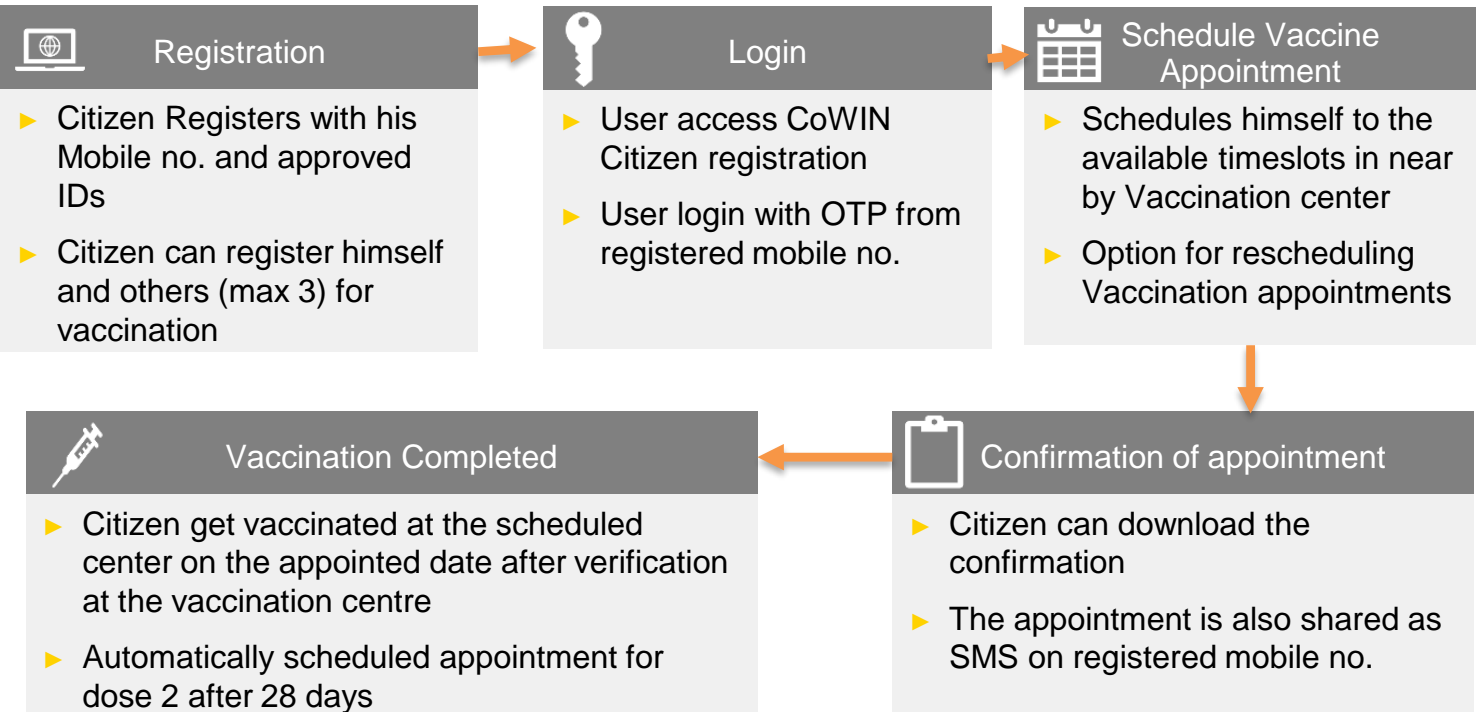
The following features will be available for the Citizen in Self Registration module

- Register for a vaccination session (with a choice of registering additional 3 members)
- Selection of Vaccination center of convenience
- Schedule vaccination Date as per slot availability at a Center
- Reschedule Vaccination date

User Manual

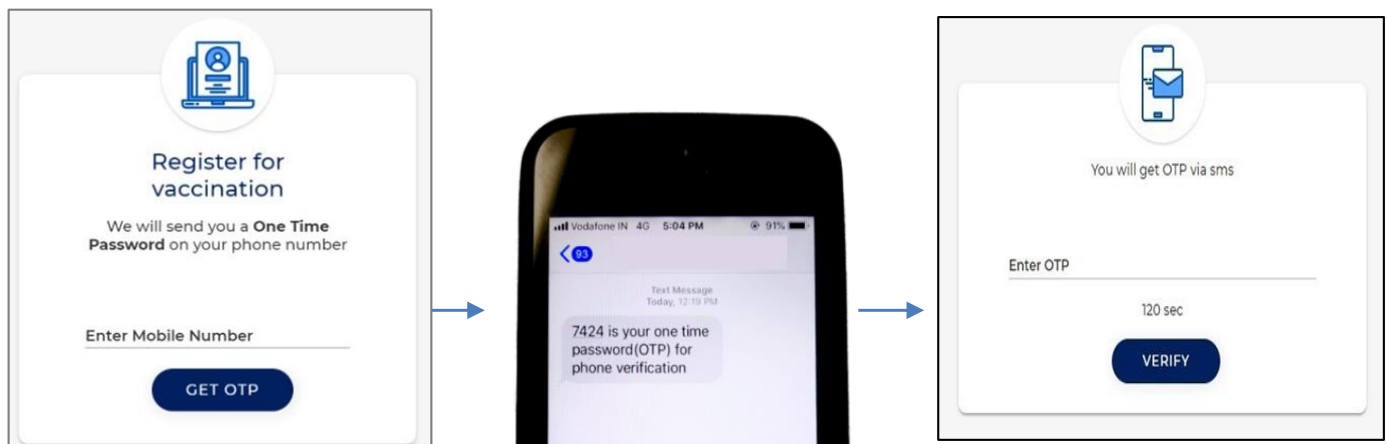
Citizen Registration and Appointment for Vaccination

Work Flow



1 Register

- ▶ Citizens can register by logging in “www.cowin.gov.in”



- Enter valid mobile number. Clicks on “Get OTP” button.
- OTP is sent at the phone number via SMS.
- Enter the OTP and click “Verify” button.

User Manual

Citizen Registration and Appointment for Vaccination

- Once the OTP is validated, the “Registration of Vaccination” page appears
- Enter details required in the “Registration of Vaccination” page

Register for Vaccination

Your Photo Id will be verified at the time of your vaccination appointment. Please provide the details of the Photo Id you will carry for vaccination.

Photo ID Proof
Driving License

Driving License Number
MH01 327821

Name (as in Driving License)
Damini Sharma

Gender
 Male Female Others

Year of Birth (as in Driving License in YYYY format)
1972

Do you have any comorbidities (pre-existing medical conditions)?
If you have any comorbidities, please carry a medical certificate with you for the vaccination appointment.
 Yes No

* All fields are mandatory

REGISTER

Mandatory Field to be Filled by the Citizen for Registration

Click “Register” Button

- ▶ The below table shows the details to be entered in the “Registration of Vaccination” page. Please note that all fields in this Form are **Mandatory**

#	Field Name	Details
1.	Photo ID Proof	<ul style="list-style-type: none"> • Select appropriate ID Card from the Dropdown list . <p>Citizen must carry selected ID at the time of taking the vaccination.</p>
2	Photo ID Number	Citizen to enter ID number
2.	Name	Enter the name as per the selected ID proof
3.	Year of Birth	Enter the year of birth as per the ID Proof in the format YYYY
4.	Gender	Select Gender (Male/ Female/ Others)
5.	Comorbidities	Citizens 45+ years of age to select the relevant option as per the case. Citizen should carry a medical certificate at the time of vaccination

Once the details are entered for registration, Click “Register” Button at the bottom right.

Receives Confirmation message on successful registration

Beneficiary Registered Successfully

2 Add More Individuals

- Once registration is completed; the system will show the “Account Details”
- Citizen can further add 3 more people linked with this mobile number by clicking on “Add More” button at the bottom right side of the Page

#	Name	Gender	Year Of Birth	Photo Id	Id Number	Status	Action
1	Sunita Devi	Female	1972	Aadhaar Card	XXXX-8458	Not Scheduled	✎ 🗄 🗑 ✕
2	Deva Nandy	Male	1961	Driving License	XXXX-3344	Scheduled	✎ 🗄 ✕

+ Add More

Click on “Add More” for adding 3 more individuals linked to this mobile number

Enter all the details of the individual to be included and then click on the **Add** button

Register for Vaccination (Open for age 60 and above)

Your Photo Id will be verified at the time of your vaccination appointment. Please provide the details of the Photo Id you will carry for vaccination.

Photo ID Proof

Photo ID Number

Name

Year of Birth

Gender

Male Female Others

Mobile

Back **ADD**

* All fields are mandatory

Click on “Add” for adding additional members linked to this account

Receives Confirmation message on successful addition of member

Beneficiary Registered Successfully












All Fields are Mandatory to be filled

3 Delete Individuals


- Citizen can Delete individuals linked with his mobile number

Account Details

Individuals linked to mobile number 7021565500

#	Name	Gender	Year Of Birth	Photo Id	Id Number	Status	Action
1	Sunita Devi	Female	1972	Aadhaar Card	XXXX-8458	Not Scheduled	   
2	Deva Nandy	Male	1961	Driving License	XXXX-3344	Scheduled	  
3	Damini Sharma	Female	1972	Driving License	XXXX-821	Not Scheduled	   

+ Add More

 "Delete" button – to Delete existing member

1. Login with username and password, and Navigate to the dashboard.

1. Click  action button to Delete a member

Account Details

Individuals linked to mobile number 7021565500

#	Name	Gender	Year Of Birth	Photo Id	Id Number	Status	Action
1	Sunita Devi	Female	1972	Aadhaar Card	XXXX-8458	Not Scheduled	    Delete Individual
2	Deva Nandy	Male	1961	Driving License	XXXX-3344	Scheduled	  
3	Damini Sharma	Female	1972	Driving License	XXXX-821	Not Scheduled	   

+ Add More

- Confirmation message will appear on Deletion

Beneficiary Deleted Successfully

4 Booking Appointment for Vaccination

- Citizen can schedule Appointment from the “Account Details” page.

Account Details

Individuals linked to mobile number 7021565500

#	Name	Gender	Year Of Birth	Photo Id	Id Number	Status	Action
1	Deva Nandy	Male	1961	Driving License	XXXX-3344	Schedule	
<input checked="" type="checkbox"/>	Damini Sharma	Female	1972	Driving License	XXXX-821	Not Scheduled	

“Schedule” Button – to book vaccination appointment

SCHEDULE APPOINTMENT

- Clicks on button for Booking Vaccination Appointment or Click “SCHEDULE APPOINTMENT”
- System navigates to “ Book Appointment for Vaccination” page
- Searches the Vaccination Centre of choice by State, District, Block and Pin Code from the dropdowns

Book Appointment for Vaccination

Search Vaccination Center

State/UT | District | Block | Pincode

Back | SEARCH

Select the State/UT from the drop down

Select the District coming under the selected State from the drop down

Select the Block coming under the selected District from the drop down

Select the PINCODE coming under selected Block from the drop down

Click “Back” Button to land back to “Account Details” page

Click “Search” Button to find the Vaccination Center in selected location

Citizen Registration and Appointment for Vaccination

- On clicking “Search” button, system will display below the list of Vaccination centre as per Search Criteria
- Center Name will be displayed at right panel of the page
- On clicking any centre at the panel, the available slots (date and capacity) will be displayed


The screenshot shows the 'Book Appointment for Vaccination' page. At the top, there are dropdown menus for 'State/UT' (Maharashtra), 'District' (Pune), 'Block', and 'Pincode', followed by a 'SEARCH' button. Below this is a table with two columns: 'Center Name' and 'Date and Availability'. The 'Center Name' column lists several centers, with 'Bk Medical Institute' highlighted. The 'Date and Availability' column shows two dates: 'THU Feb 25 2021' (09:00 AM-06:00 PM) with an available capacity of 50, and 'FRI Feb 26 2021' (09:00 AM-06:00 PM) with an available capacity of 50. A 'Next Week?' button is visible next to the Friday slot. A 'Back' button and a 'BOOK' button are also present. Annotations with arrows point to various elements: 'Available Vaccination centre based on search criteria' points to the search filters; 'Click Center of choice for Vaccination' points to the 'Bk Medical Institute' row; 'Available Date and capacity at selected Center' points to the Thursday slot; 'Select by clicking the date of convenience' points to the Friday slot; 'Click to check next week slots' points to the 'Next Week?' button; 'Clicks Book Button to Book the Appointment' points to the 'BOOK' button; and 'Click “Back” Button to land back to “Account Details” page' points to the 'Back' button.


- Once “Book” button is clicked, the “Appointment Confirmation” page is displayed
- Click “Confirm” button after verifying the details for final confirmation on booking

The screenshot shows the 'Appointment Confirmation' page. It displays the following details: Center: Bk Medical Institute, Pune, Maharashtra; Date: Feb 25 2021; Time: 09:00 am-06:00 pm. Below this is a table with columns '#', 'Name', and 'Reference ID'. The table contains one row: # 1, Name Damini Sharma, Reference ID 9396257296019. At the bottom, there are 'Back' and 'CONFIRM' buttons. Annotations with arrows point to: 'Verify the Center, Date selected are correct' pointing to the center and date details; 'Verify the name is appearing as in the Photo ID selected' pointing to the name 'Damini Sharma'; 'Click “CONFIRM” if all details are correct to confirm booking' pointing to the 'CONFIRM' button; and 'Click “Back” to Navigate to “Book Appointment for Vaccination” page' pointing to the 'Back' button.

- Once confirmed, the confirmation page with “Appointment Successful” message will be displayed

Appointment Successful



 Download

Your vaccination appointment is confirmed.

Your appointment details have also been sent on your registered mobile number through an SMS.

Center
Bhabha Hospital Kbbh, Bandra, Mumbai, Maharashtra,

Date Feb 22 2021 **Time** 03:30 am - 12:30 pm **Time Preference** FORENOON

#	Name	Reference Id	Photo Id to Carry
1	Pravin Mathur	3218379647657	Driving License

Instructions

- Please carry the Photo Id card mentioned in your appointment

Click “Download” to download and save the confirmation

APPOINTMENT DETAILS

Center	BK Medical Institute, Bavdhan, Pune, Maharashtra,		
Date	Feb 25 2021	Time	09:00 am-06:00 pm

DETAILS OF INDIVIDUALS

#	Name	Reference id	Photo id to Carry
1	Damini Sharma	9396257276819	Driving License

INSTRUCTIONS

- Please carry the Photo Id card mentioned in your appointment details for vaccination.
- If you have any comorbidities, please carry a medical certificate with you for the vaccination appointment.
- For any additional information, please visit our website - <https://covid.gov.in> or call CoWIN helpline number 1075.

Citizen should keep the confirmation details to show at the Vaccination Center on scheduled date

Get your COVID Vaccination Certificate on



5 Rescheduling an Appointment

- Once the Appointment is fixed, it can be rescheduled at any later stage but before the vaccination appointment day.
- For this, Re-login to “Citizen Registration” module; with your already registered mobile no.

How to Re-Login to “Citizen Registration Module?”

Register for vaccination

(Open for age 60 and above)

We will send you a **One Time Password** on your phone number

Enter Mobile Number

GET OTP



Enter his/her already registered mobile number. Clicks on “Get OTP” button.

OTP is sent at the phone number via SMS.

Enter the OTP and click “Verify” button.

Navigate to “Account Details” Page

User Manual


Citizen Registration and Appointment for Vaccination

Account Details

Individuals linked to mobile number 7021565500

#	Name	Gender	Year Of Birth	Photo Id	Id Number	Status	Action
1	Deva Nandy	Male	1961	Driving License	XXXX-3344	Sched	Reschedule Appointment
2	Damini Sharma	Female	1972	Driving License	XXXX-821	Scheduled	Reschedule Appointment

+ Add More

Click on  to re-schedule an already booked appointment.

- 1 Citizen is Directed to Book Appointment for Vaccination” page; wherein he can Search the revised date and Center
- 2 Once the new Date is selected; Click “Book” to reschedule;
- 3 Confirm by clicking “ Confirm” of the revised Schedule
- 4 Once confirmed, the confirmation page with “Appointment Successful” message will be displayed

Book Appointment for Vaccination

Search Vaccination Center

State/UT District Block Pincode

Back

1

Search new Center

Appointment Confirmation

Please verify the details below and click Confirm to book your appointment.

Center
Bk Medical Institute, Pune, Maharashtra,

Date
Feb 25 2021

Time
09:00 am-06:00 pm

#	Name	Reference ID
1	Damini Sharma	9396257276819

Back

3

Verify and confirm new Slot and Book

Book Appointment for Vaccination

Search Vaccination Center

State/UT District Block Pincode

SEARCH

Center Name	Date and Availability
Manipur High School	TUE Feb 23 2021 03:30 AM-12:30 PM
Test Site Dh	Available Capacity: 50 Forenoon <input type="checkbox"/> Afternoon <input checked="" type="checkbox"/>
Today Site	Next Week >
Test Site Dhania	
Megha Private Hospital	

Back

2

Search new Slot and

Download

Your vaccination appointment is confirmed.

Your appointment details have also been sent on your registered mobile number through an SMS.

Center
Bhabha Hospital Kbbh, Bandra, Mumbai, Maharashtra,

Date
Feb 22 2021

Time
03:30 am - 12:30 pm

Time Preference
FORENOON

#	Name	Reference Id	Photo Id to Carry
1	Pravin Mathur	3218379647657	Driving License

Instructions

1. Please carry the Photo Id card mentioned in your appointment details for vaccination.

Confirmation

- Once Vaccinated for the 1st Dose, the Citizen will be automatically scheduled appointment for dose 2 for the same centre of receiving the first dose of vaccination.
- In case the user has moved to another city, appointment can be rescheduled for the nearest vaccination centre in that city.